

2026



2026 USA Retail Pricing for:

- » Traditional Gas Fireplaces
- » Contemporary Gas Fireplaces
- » Gas Inserts
- » Gas Stoves
- » Gas Logs
- » Electric Fireplaces
- » Wood Stoves
- » Wood Inserts
- » Pellet Stoves
- » Pellet Inserts
- » Outdoor Gas Collection

Effective: January 5, 2026

Printed: Dec 22, 2025 - E. & O.E.

Pricelists change frequently. Please click [here](#) or visit www.regencyignite.com for the most up to date Pricelists.
We highly recommend using online Pricelists. See your branch for instructions.
© 2026 Fireplace Products U.S. Inc.



regencyignite.com

GAS EFFICIENCY TABLE

| Model | NATURAL GAS | | PROPANE | |
|--------------------------------|-------------------------|------------------|-------------------------|------------------|
| | Steady State Efficiency | EnerGuide Rating | Steady State Efficiency | EnerGuide Rating |
| Traditional Fireplaces | | | | |
| G600EC | 71.18% | 64.80% | 72.82% | 67.22% |
| G800EC/ G800EH | 65.20% | 58.22% | 68.16% | 60.92% |
| G800C | 61.12% | 51.86% | 63.62% | 53.64% |
| G1200P | 72.58% | 66.58% | 74.08% | 67.96% |
| B36XTCE | 70.56% | 65.90% | 71.08% | 65.90% |
| B41XTCE | 72.76% | 68.15% | 72.63% | 68.35% |
| P33 | 72.57% | 66.01% | 74.06% | 67.92% |
| P33E | 68.28% | 66.49% | 73.82% | 69.44% |
| P33CE | 68.28% | 66.49% | 73.82% | 69.44% |
| P36 | 70.55% | 62.36% | 70.55% | 62.36% |
| P36E | 72.88% | 66.86% | 74.40% | 67.44% |
| P36D | 71.26% | 63.89% | 71.26% | 63.89% |
| P90E | 76.07% | 71.36% | 76.86% | 72.79% |
| Contemporary Fireplaces | | | | |
| HZ40E | 69.70% | 64.44% | 72.03% | 66.75% |
| U900E | 73.31% | 68.28% | 73.77% | 69.49% |
| U1500E | 73.72% | 67.46% | 74.67% | 69.64% |
| HZ54E | 69.36% | 64.45% | 72.02% | 67.72% |
| Gas Inserts | | | | |
| Gi25LE | 65.12% | 63.60% | - | - |
| Gi27LE | 69.11% | 63.64% | 68.00% | 64.15% |
| Gi29L/LU | 71.45%; | 63.88% | 73.01% | 62.33% |
| Gi33LE | 71.45% | 64.30% NG | 73.01% | 64.32% |
| L234 | 73.94% | 63.34% | 74.67% | 64.73% |
| LRI3E | 73.12% | 66.25% | 74.59% | 66.70% |
| LRI4E | 71.45% | 70.27% | 73.01% | 69.36% |
| LRI6E | 73.01% | 70.37% | 73.01% | 70.37% |
| HRI3E | 71.73% | 64.36% | 72.87% | 66.24% |
| HRI4E | 71.45% | 70.27% | 73.01% | 69.36% |
| HRI6E | 73.01% | 70.37% | 73.01% | 70.37% |
| E21 | 61.63% | 49.29% | 64.65% | 52.88% |
| E33 | 84.00% | 60.79% | 84.17% | 61.52% |
| U31 | 58.45% | 51.42% | 59.29% | 47.41% |
| Gas Stoves | | | | |
| RC500E | 67.13% | 60.38% | 66.85% | 61.42% |
| C34 | 71.68% | 63.49% | 72.02% | 64.49% |
| U38E | 71.61% | 63.95% | 71.73% | 64.66% |
| U39 | 77.00% | 71.69% | 77.79% | 73.10% |
| U39E | 77.00% | 71.82% | 77.80% | 73.15% |
| H15E | 61.97% | 55.33% | 63.69% | 57.46% |
| H27E | 67.63% | 61.22% | 66.51% | 63.07% |
| H35E | 75.27% | 70.86% | 75.77% | 71.97% |

GLASS VIEWING AREA

| Model | Width (in) | Height (in) | Actual Area (sq in) | Published Area (sq in) |
|--------------------------------|------------|-------------|---------------------|------------------------|
| Traditional Fireplaces | | | | |
| G600C/G600EC | 27.81 | 23.63 | 657.07 | 600 |
| G800C/G800EC/G800EH/G800P | 31.88 | 27.50 | 876.56 | 800 |
| G1200P | 38.25 | 30.50 | 1166.63 | 1200 |
| B36XTCE | 29.88 | 21.81 | 651.76 | 652 |
| B41XTCE | 35.00 | 24.00 | 840.00 | 840 |
| P33/P33E/P33CE | 26.00 | 16.00 | 416.00 | 416 |
| P36/P36E/P36D | 29.13 | 15.50 | 451.44 | 451 |
| P121E | 32.63 | 20.00 | 1305.00 | 1305 |
| P131E | 82.88 | 20.00 | 1657.50 | 1658 |
| P90E | 29.19 | 15.60 | 455.33 | 455 |
| Contemporary Fireplaces | | | | |
| HZ40E | 35.50 | 12.50 | 443.75 | 444 |
| U900E | 35.00 | 13.06 | 457.19 | 457 |
| U1500E | 44.25 | 13.50 | 611.00 | 611 |
| HZ54E | 45.88 | 14.94 | 685.26 | 685 |
| Gas Inserts | | | | |
| Gi25LE | 19.50 | 11.33 | 220.84 | 221 |
| Gi27LE | 21.50 | 11.33 | 243.49 | 243 |
| Gi29LE | 24.13 | 13.24 | 319.42 | 319 |
| Gi33LE | 28.00 | 18.00 | 504.00 | 504 |
| L234 | 17.75 | 11.75 | 208.56 | 209 |
| LRI3E/HRI3E | 22.69 | 14.25 | 323.33 | 323 |
| LRI4E/HRI4E | 24.19 | 14.75 | 356.77 | 357 |
| LRI6E/HRI6E | 28.19 | 18.31 | 516.18 | 516 |
| E33 | 29.63 | 14.88 | 440.89 | 441 |
| U31 | 24.50 | 13.00 | 318.50 | 319 |
| Gas Stoves | | | | |
| RC500E | 13.00 | 15.50 | 201.50 | 202 (Front) |
| C34 | 14.88 | 8.50 | 126.44 | 126 |
| U38E | 24.75 | 11.00 | 272.25 | 272 |
| U39/U39E | 24.75 | 11.00 | 272.25 | 272 |
| H15E | 12.13 | 9.13 | 110.64 | 111 |
| H27E | 17.50 | 12.00 | 210.00 | 210 |
| H35E | 18.88 | 12.50 | 235.94 | 236 |
| Electric | | | | |
| ES105 | 40.00 | 13.00 | 520.00 | 520 |
| ES135 | 52.00 | 13.00 | 676.00 | 676 |
| ES165 | 62.00 | 13.00 | 806.00 | 806 |
| E110-2 | 43.50 | 15.00 | 652.50 | 653 |
| E135-2 | 53.00 | 15.00 | 795.00 | 795 |
| E150-2 | 59.00 | 15.00 | 885.00 | 885 |
| E195-2 | 77.00 | 15.00 | 1155.00 | 1155 |
| EX110 | 43.00 | 17.00 | 731.00 | 731 |
| EX150 | 59.00 | 17.00 | 1003.00 | 1003 |
| EX190 | 76.00 | 17.00 | 1292.00 | 1292 |
| Ei25 | 24.69 | 15.88 | 391.91 | 392 |
| Ei29 | 28.69 | 18.88 | 541.48 | 541 |
| Ei33 | 32.69 | 22.88 | 747.73 | 748 |
| Wood | | | | |
| F1500/i1500/F1150/i1150 | 15.07 | 8.38 | 126.29 | 126 |
| F2500/i2500/F2450/i2450 | 17.81 | 9.02 | 160.65 | 161 |
| Ci1150 | 17.13 | 9.94 | 170.18 | 170 |
| CF780 | 31.25 | 23.75 | 742.19 | Over 700 sq.in |
| F3500 | 17.25 | 10.50 | 181.13 | 181 |
| F5200 | 18.50 | 11.50 | 212.75 | 213 |
| i3000 | 30.00 | 17.00 | 510.00 | 510 |
| Ci2700/Hi500 | 23.19 | 10.75 | 249.29 | 249 |
| Hi1150 | 17.00 | 8.13 | 138.13 | 138 |
| Hi2450 | 18.00 | 10.00 | 180.00 | 180 |
| Pellet | | | | |
| GF40 | 13.00 | 9.50 | 123.50 | 124 |
| GF55/GFi55 | 17.90 | 9.00 | 161.10 | 161 |
| GC60/GCi60 | 19.80 | 11.70 | 231.66 | 232 |

TABLE OF CONTENTS

2026 USA Retail Pricing for:

TRADITIONAL GAS FIREPLACES

| | |
|-----------------------------------|-------------|
| Gas Efficiency Table | 2 |
| Glass Viewing Area | 3 |
| Grandview Gas Fireplaces | |
| G600C/EC | 5 |
| G800EC/EH | 6 |
| G800P | 7 |
| G1200P | 8 |
| Bellavista® Gas Fireplaces | |
| B36XTCE | 9 |
| B36XTE | 10 |
| B41XTCE | 11 |
| B41XTE | 12 |
| Panorama® Gas Fireplaces | |
| P33/P33E/P33CE | 13 |
| P36/P36E | 14 |
| P36D | 15 |
| Energy ZC Fireplace Insert | |
| E18E | 16 |
| Excalibur® Gas Fireplace | |
| P90E | 17 |
| Common Accessories | 18 |
| Venting Components | 18 19 20 21 |

Regency Grandview G600 Gas Fireplaces

2025 Suggested Retail Price - USA

| BODY | Part No. | Weight | Sugg. Retail | |
|--|---|-----------|--------------|---------|
| | Grandview G600C Standing Pilot with direct spark ignition | G600C-NG | 175 | \$2,774 |
| | LP Conversion Kit* (G600C) | 776-977 | 1 | \$78 |
| | Grandview G600EC Proflame II Electronic Ignition | G600EC-NG | 177 | \$3,529 |
| | LP Conversion Kit* (G600EC) | 776-969 | 1 | \$98 |
| <ul style="list-style-type: none"> • G600C : 21,000 turn down to 11,000 (NG) 20,500 turn down to 16,500 (LP) P4. Efficiency 64.79%; LP efficiency 66.76% • G600EC: 21,000 turn down to 11,000 (NG) 20,500 turn down to 16,500 (LP) P4. Efficiency 64.8%; LP efficiency 67.22% • Standard unit includes: body, ceramic glass, safety screen, 4" x 6-5/8" rear vent (can be converted to top vent) • Proflame II control system & top down & ember lights - on G600EC only * LP Conversion Kit includes burner orifice, stepper motor, 5/32 Allen Key and pilot orifice | | | | |

 Check www.regencyignite.com for the latest instruction manual

SAMPLE PRICING:

| | |
|--|---------|
| G600C (Standing Pilot) - NG Unit with log package and painted inner black panels | \$3,607 |
| G600EC (Electronic Ignition) - NG Unit with log package and painted inner black panels | \$4,362 |

REQUIRED EQUIPMENT

| BURNER OPTIONS | Part No. | Weight | Sugg. Retail |
|----------------|----------|--------|--------------|
|----------------|----------|--------|--------------|

MUST CHOOSE BETWEEN 1 MEDIA PACKAGE
LOG SET & TRAY

| CHOOSE LOG GRATE AND 1 LOG SET | | | | |
|--------------------------------|-----------------------------|---------|----|-------|
| | Log Grate and ember package | 776-938 | 9 | \$183 |
| | LOG SETS | | | |
| | Ceramic Oak Log Set | 776-930 | 12 | \$429 |
| | Ceramic Birch Log Set | 776-932 | 12 | \$429 |

CRYSTAL MEDIA PACKAGE
CHOOSE MEDIA TRAY AND CRYSTALS OR DRIFTWOOD LOGS

| | | | | | |
|-----------------------|--|--|---------|-------|------|
| | Crystal Media Tray | 776-937 | 5 | \$237 | |
| | GLASS MEDIA - 5 LBS REQUIRED FOR THE MEDIA TRAY | | | | |
| | MUST CHOOSE 2 PACKAGES OF CRUSHED GLASS | | | | |
| | | Crushed Glass - Coal Black 3/4in. 3.5lbs | 946-780 | 4 | \$40 |
| | | Crushed Glass Iceberg - 3/4in. 3.5lbs | 946-781 | 4 | \$40 |
| | | Crushed Glass - Ginger 3/4in. 3.5lbs | 946-779 | 4 | \$40 |
| DRIFTWOOD LOGS | | | | | |
| | Driftwood log package incl. embers & stones for the media tray - No crushed glass required | 776-931 | 5 | \$466 | |

INNER PANELS
MUST CHOOSE 1 INNER PANEL SET

| | | | | |
|--|---|---------|----|-------|
| | Painted Black Steel Panels | 776-907 | 14 | \$221 |
| | Brick Standard Design - Volcanic Black | 776-905 | 17 | \$405 |
| | Brick Standard Design - Brown | 776-901 | 17 | \$405 |
| | Brick Herringbone Design - Brown | 776-903 | 17 | \$504 |
| | NEW Brick Herringbone Design - Black | 776-902 | 17 | \$758 |
| | Brick Castlestone Design - Grey | 776-904 | 17 | \$504 |
| | Black Enamel Inner Reflective Panels | 776-908 | 18 | \$618 |
| <i>All panel sets come with 2 sides, back and bottom piece</i> | | | | |

ACCESSORIES

| FINISHING TRIMS | Part No. | Weight | Sugg. Retail |
|-----------------|----------|--------|--------------|
|-----------------|----------|--------|--------------|

| | | | | |
|--|---|---------|---|------|
| | 3-Sided Finishing Trim - 1/2 in. The finishing trim can be installed to cover the edge of any unfinished facing material such as tile, drywall or stone | 776-928 | 3 | \$88 |
| | 3-Sided - Clean Front Finishing Trim - Creates a barrier edge for finishing material installed right up to the fireplace opening | 776-929 | 3 | \$88 |
| <i>See manual for complete details</i> | | | | |

VOLCANIC STONES

| | | | | |
|--|---|---------|----|------|
| | Slate Black & Gray Basalt Volcanic Stones | 946-710 | 16 | \$65 |
| | Ivory & Tan Basalt Volcanic Stones | 946-711 | 16 | \$65 |
| <i>When using the crystal media tray max. of 13 stones. Requires 7lbs of crushed glass</i> | | | | |

FACEPLATES

| | | | | OPTIONAL |
|--|--|---------|----|----------|
| | Black | 776-924 | 15 | \$463 |
| | Brushed Nickel | 776-922 | 15 | \$899 |
| | Antique Copper | 776-926 | 14 | \$899 |
| | 1 piece 4-sided frame with adjustable hooks Size: 33-3/4" x 30-7/8" | | | |

COOL WALL CHASE VENT

Regency's patented Cool Wall system releases warmth at ceiling level. This system reduces excessive radiant heat in front of the fireplace so you can enjoy your fireplace more often.

- Design your own chase vent solution to suit your home or use optional chase vent grill
- Release warmth into the room discreetly

| | | | | |
|--|---|---------|---|-------|
| | White Chase vent - 29" x 2" opening size | 776-941 | 6 | \$375 |
| | The chase can be vented using Regency's chase vent or design your own chase vent solution to suit your home following the min. 58 sq.in. opening requirement. For full detailed instructions refer to the instruction manual. | | | |

COOL WALL CHASE VENT

| | | | | |
|--|---|---------|---|-------|
| | White Chase vent - 29" x 2" opening size | 776-941 | 6 | \$375 |
| | Chase vent for cool wall applications - Refer to manual for chase vent opening requirements | | | |

BLOWER

| | | | | |
|--|--|---------|---|-------|
| | FAN FOR G600C | | | |
| | Variable Speed Blower | 761-979 | 5 | \$436 |
| | Fan Wall Control Dial Kit - to control fan operation from the wall (G600C) | 761-974 | 1 | \$83 |
| | FAN FOR G600EC | | | |
| | Variable Speed Blower | 761-917 | 4 | \$281 |

OUTDOOR INSTALLATION KIT

Required when installing outdoors with a blower or power to the unit

| | | | | |
|--|---|---------|---|-------|
| | NEW! Outdoor Conversion Kit - Includes a weatherproof receptacle box | 946-856 | 2 | \$184 |
| | *Not required when using batteries in the Proflame II battery holder and installed without a blower | | | |

ON/OFF REMOTE

| | | | |
|--|--|---------|---|
| | ON/OFF REMOTE (Standing Pilot Model Only) | | |
| | Proflame Remote control - ON/OFF & Thermostat function | 946-704 | 2 |

More Accessories & Venting at the end of this Section

All prices are in U.S. dollars.
Prices subject to change without notice.
There is a 20% restocking charge.

Regency Grandview G800 Gas Fireplaces

2025 Suggested Retail Price - USA

BODY


| | | | |
|--|-----------|-----|---------|
| Grandview G800C Standing Pilot with direct spark ignition | G800C-NG | 188 | \$2,862 |
| LP Conversion Kit* (G800C) | 761-977 | 1 | \$86 |
| Grandview G800EC Proflame II Electronic Ignition | G800EC-NG | 211 | \$3,798 |
| LP Conversion Kit* (G800EC) | 761-969 | 1 | \$98 |

- **G800C** : 27,000 turn down to 15,000 (NG) 26,500 turn down to 14,500 (LP) NG efficiency 51.86%; LP efficiency 53.64%
- **G800EC** : 27,000 turn down to 15,000 (NG) 25,500 turn down to 21,000 (LP) NG efficiency
- Standard unit includes: body, ceramic glass, safety screen, 4" x 6-5/8" rear vent (can be converted to top vent)
Proflame II control system & top down & ember lights - on G800EC only



| | | | |
|---|-----------|-----|---------|
| Grandview G800EH High Heat Proflame II Electronic Ignition | G800EH-NG | 214 | \$3,687 |
| LP Conversion Kit* (G800EH) | 761-989 | 1 | \$146 |

- **G800EH** : 36,000 turn down to 19,500 (NG) 34,000 turn down to 27,000 (LP) NG efficiency 58.73%; LP efficiency 57.94%
- Standard unit includes: body, ceramic glass, safety screen, 4" x 6-5/8" Top Vent
Proflame II control system & top down & ember lights


 Check www.regencyignite.com for the latest instruction manual

SAMPLE PRICING:


| | |
|---|---------|
| G800C (Standing Pilot) - NG Unit with log package and painted inner black panels | \$3,877 |
| G800EC /G800EH (Electronic Ignition) - NG Unit with log package and painted inner black panels | \$4,702 |

REQUIRED EQUIPMENT
BURNER OPTIONS
LOG SET & TRAY


| | Part No. | Weight | Sugg. Retail |
|------------------------------------|----------|--------|--------------|
| Log Grate and ember package | 761-938 | 11 | \$166 |
| LOG SETS | | | |
| Ceramic Oak Log Set | 761-930 | 18 | \$578 |
| Ceramic Birch Log Set | 761-932 | 9 | \$578 |


CRYSTAL MEDIA PACKAGE


| | Part No. | Weight | Sugg. Retail |
|---|----------|--------|--------------|
| Crystal Media Tray | 761-937 | 6 | \$303 |
| GLASS MEDIA - 7 LBS REQUIRED FOR THE BURNER | | | |
| MUST CHOOSE 2 PACKAGES OF CRUSHED GLASS | | | |
| Crushed Glass - Coal Black 3/4in. 3.5lbs | 946-780 | 4 | \$40 |
| Crushed Glass Iceberg - 3/4in. 3.5lbs | 946-781 | 4 | \$40 |
| Crushed Glass - Ginger 3/4in. 3.5lbs | 946-779 | 4 | \$40 |
| DRIFTWOOD LOGS | | | |
| Driftwood log package incl. embers & stones for the media tray - No crushed glass required | 761-931 | 6 | \$567 |

INNER PANELS


| | Part No. | Weight | Sugg. Retail |
|---|----------|--------|--------------|
| Painted Black Steel Panels | 761-907 | 18 | \$271 |
| Brick Standard Design - Volcanic Black | 761-905 | 21 | \$657 |
| Brick Standard Design - Brown | 761-901 | 20 | \$657 |
| Brick Herringbone Design - Brown | 761-903 | 19 | \$758 |
| Brick Herringbone Design - Black NEW | 762-903 | 19 | \$758 |
| Brick Castlestone Design - Grey | 761-904 | 19 | \$758 |
| Black Enamel Inner Reflective Panels | 761-908 | 24 | \$690 |

All panel sets come with 2 sides, back and bottom piece

ACCESSORIES
FINISHING TRIMS



| | Part No. | Weight | Sugg. Retail |
|--|----------|--------|--------------|
| 3-Sided Finishing Trim - 1/2 in. The finishing trim can be installed to cover the edge of any unfinished facing material such as tile, drywall or stone | 761-928 | 3 | \$100 |
| 3-Sided - Clean Front Finishing Trim - Creates a barrier edge for finishing material installed right up to the fireplace opening | 761-929 | 4 | \$100 |

See manual for complete details

VOLCANIC STONES


| | Part No. | Weight | Sugg. Retail |
|--|----------|--------|--------------|
| Slate Black & Gray Basalt Volcanic Stones | 946-710 | 16 | \$65 |
| Ivory & Tan Basalt Volcanic Stones | 946-711 | 16 | \$65 |

When using the crystal media tray max. of 13 stones. Requires 7lbs of crushed glass

FACEPLATES


| | Part No. | Weight | Sugg. Retail |
|-----------------------|----------|--------|--------------|
| Black | 761-924 | 17 | \$502 |
| Brushed Nickel | 761-922 | 20 | \$1,099 |
| Antique Copper | 761-926 | 17 | \$1,099 |

1 piece 4-sided frame with adjustable hooks - Size: 37-3/4" x 34-3/4"

COOL WALL CHASE VENT

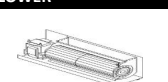
Regency's patented Cool Wall system releases warmth at ceiling level. This system reduces excessive radiant heat in front of the fireplace so you can enjoy your fireplace more often.

- Design your own chase vent solution to suit your home or use optional chase vent grill
- Release warmth into the room discreetly



| | Part No. | Weight | Sugg. Retail |
|---|----------|--------|--------------|
| White Chase vent - 33" x 2" opening size (G800C/EC) | 761-941 | 5 | \$281 |
| White Chase vent - 33" x 3.25" opening size (G800EH) | 761-991 | 6 | \$270 |

The chase can be vented using Regency's chase vent or design your own chase vent solution to suit your home following the min. opening requirement. For full detailed instructions refer to the instruction manual.

BLOWER


| | Part No. | Weight | Sugg. Retail |
|---|----------|--------|--------------|
| FAN FOR G800C | | | |
| Variable Speed Blower | 761-979 | 5 | \$436 |
| Fan Wall Control Dial Kit - to control fan operation from the wall (G800C) | 761-974 | 1 | \$83 |
| FAN FOR G800EC/G800EH | | | |
| Variable Speed Blower | 761-917 | 4 | \$281 |

OUTDOOR INSTALLATION KIT

Required when installing outdoors with a blower or power to the unit

| | | | |
|---|---------|---|-------|
| NEW! Outdoor Conversion Kit - Includes a weatherproof receptacle box | 946-856 | 2 | \$184 |
| *Not required when using batteries in the Proflame II battery holder and installed without a blower | | | |

ON/OFF REMOTE (Standing Pilot Model Only)

| | | | |
|---|---------|---|-------|
| Proflame Remote control - ON/OFF & Thermostat function | 946-704 | 2 | \$197 |
|---|---------|---|-------|

More Accessories & Venting at the end of this Section

Regency Grandview G800P Premium Gas Fireplace

2025 Suggested Retail Price - USA

BODY


| | | | |
|---|----------|-----|---------|
| NEW! Grandview G800P Proflame II Electronic Ignition | G800P-NG | 216 | \$4,037 |
| LP Conversion Kit* (G800P) | 762-969 | 1 | \$98 |
| <ul style="list-style-type: none"> G800P : 36,000 turn down to 19,500 (NG) 34,000 turn down to 27,000 (LP) NG efficiency 58.73%; LP efficiency 58.89% Standard unit includes: body, ceramic glass, invisimesh safety screen, 4" x 6-5/8" Top Vent, Proflame II control system, top down & emberlighting with raised infusion burner. | | | |
| Check www.regencyignite.com for the latest instruction manual | | | |

SAMPLE PRICING:

| | |
|--|---------|
| G800P NG Unit with Oak log set, ember media kit and painted inner black panels | \$4,939 |
| G800P LP Unit with Oak log set, ember media kit and painted inner black panels | \$5,037 |

| REQUIRED EQUIPMENT | Part No. | Weight | Sugg. Retail |
|--------------------|----------|--------|--------------|
|--------------------|----------|--------|--------------|

BURNER OPTIONS
LOG SET & EMBER MEDIA
MUST CHOOSE 1 LOG SET


| LOG SETS | Part No. | Weight | Sugg. Retail |
|--|----------|--------|--------------|
| Oak Log Set | 762-930 | 16 | \$572 |
| Birch Log Set | 762-932 | 15 | \$572 |
| Driftwood Log Set | 762-931 | 16 | \$572 |
| EMBER MEDIA MUST CHOOSE 1 | | | |
| Media Kit - Includes: Black embers, Vermiculite & Crushed Glass | 796-952 | 8 | \$59 |
| Media Kit - Includes: Black embers, Vermiculite, crushed glass & volcanic stones | 796-953 | 7 | \$90 |

INNER PANELS
MUST CHOOSE 1 INNER PANEL SET


| INNER PANELS | Part No. | Weight | Sugg. Retail |
|--|----------|--------|--------------|
| Painted Black Steel Panels | 761-907 | 18 | \$271 |
| Brick Standard Design - Volcanic Black | 761-905 | 21 | \$657 |
| Brick Standard Design - Brown | 761-901 | 20 | \$657 |
| Brick Herringbone Design - Brown | 761-903 | 19 | \$758 |
| Brick Herringbone Design - Black | 762-903 | 19 | \$758 |
| Black Enamel Inner Reflective Panels | 761-908 | 24 | \$690 |
| Black Glass Inner Reflective Panels | 762-906 | N/A | \$1,186 |

ACCESSORIES

| FINISHING TRIMS | Part No. | Weight | Sugg. Retail |
|-----------------|----------|--------|--------------|
|-----------------|----------|--------|--------------|

OPTIONAL


| | | | |
|--|---------|---|-------|
| 3-Sided Finishing Trim - 1/2 in. The finishing trim can be installed to cover the edge of any unfinished facing material such as tile, drywall or stone | 761-928 | 3 | \$100 |
| 3-Sided - Clean Front Finishing Trim - Creates a barrier edge for finishing material installed right up to the fireplace opening See manual for complete details | 761-929 | 4 | \$100 |

FACEPLATES
OPTIONAL


| | | | |
|---|---------|----|---------|
| Black | 761-924 | 17 | \$502 |
| Brushed Nickel | 761-922 | 20 | \$1,099 |
| Antique Copper | 761-926 | 17 | \$1,099 |
| 1 piece 4-sided frame with adjustable hooks - Size: 37-3/4" x 34-3/4" | | | |

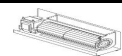
COOL WALL CHASE VENT

Regency's patented Cool Wall system releases warmth at ceiling level. This system reduces excessive radiant heat in front of the fireplace so you can enjoy your fireplace more often.

- Design your own chase vent solution to suit your home or use optional chase vent grill
- Release warmth into the room discreetly



| | | | |
|---|---------|---|-------|
| White Chase vent - 33" x 3.25" opening size | 761-991 | 6 | \$270 |
| The chase can be vented using Regency's chase vent or design your own chase vent solution to suit your home following the min. opening requirement. For full detailed instructions refer to the instruction manual. | | | |

BLOWER


| | | | |
|---|---------|---|-------|
| Variable Speed Blower | 761-917 | 4 | \$281 |
| Variable speed control and thermostatic operation | | | |

OUTDOOR INSTALLATION KIT
Required when installing outdoors with a blower or power to the unit

| | | | |
|---|---------|---|-------|
| Outdoor Conversion Kit - Includes a weatherproof receptacle box | 946-856 | 1 | \$184 |
| *Not required when using batteries in the Proflame II battery holder and installed without a blower | | | |

WIFI KIT

| | | | |
|---|---------|---|-------|
| Wifi App Control Kit | 946-799 | 1 | \$171 |
| Enable your fireplace with WiFi to use with the ProFlame Connect Plus APP. Kit includes Wifi Dongle | | | |

POWERVENT SYSTEMS
Choose 1 Power Vent system + 796-958

| | | | |
|---|---------|---|---------|
| Power Vent Conversion Kit | 762-958 | 5 | \$225 |
| Convert the unit to be compatible with our inline or horizontal power vent kits for more venting configurations | | | |
| Inline Powervent System for vertical or horizontal termination | 666-945 | 5 | \$1,712 |
| End of line Power Vent System - Flush mounted horizontal termination | 946-535 | 5 | \$1,995 |

WIRE HARNESS (REQUIRED TO COMPLETE POWER VENT INSTALLATION)
MUST CHOOSE ONE (FOR POWERVENT INSTALLS ONLY)

| | | | |
|---|-----------|----|-------|
| 45 foot Power Vent Wire Harness - 4 week lead time | 911-250/P | 8 | \$212 |
| 90 foot Power Vent Wire Harness - 4 week lead time | 911-251/P | 14 | \$363 |

More Accessories & Venting at the end of this Section

All prices are in U.S. dollars.
Prices subject to change without notice.
There is a 20% restocking charge.

Regency Grandview G1200 Premium Gas Fireplace

2025 Suggested Retail Price - USA

BODY


| | | | |
|--|-----------|-----|---------|
| Grandview G1200P Proflame II Electronic Ignition | G1200P-NG | 485 | \$7,084 |
| LP Conversion Kit* (G1200P) | 796-969 | 2 | \$160 |
| <ul style="list-style-type: none"> • G1200P : 53,000 turn down to 13,500 NG & LP • G1200P : NG efficiency 72.58% Energuide P4.1 66.58%; LP efficiency 74.08% Energuide P4.1 67.96% • Standard unit includes: body, ceramic glass, invisimesh safety screen, 5"x8" top vent, Proflame II control system & top down & ember lights with split flow infusion burner. | | | |
| Check www.regencyignite.com for the latest instruction manual | | | |

SAMPLE PRICING:

| | |
|--|----------|
| G1200P NG Unit with Oak log set, ember media kit and painted inner black panels | \$8,463 |
| G1200P NG Unit with Oak log set, ember media kit, and black glass inner panels | \$10,224 |

REQUIRED EQUIPMENT
BURNER OPTIONS
LOG SET & EMBER MEDIA
MUST CHOOSE 1 LOG SET


| LOG SETS | | | |
|--|---------|----|---------|
| Oak Log Set | 796-934 | 50 | \$885 |
| Birch Log Set | 796-931 | 50 | \$1,019 |
| Driftwood Log Set | 796-930 | 50 | \$928 |
| EMBER MEDIA | | | |
| MUST CHOOSE 1 | | | |
| Media Kit - Includes: Black embers, Vermiculite & Crushed Glass | 796-952 | 8 | \$59 |
| Media Kit -Includes: Black embers, Vermiculite, crushed glass & volcanic stones | 796-953 | 7 | \$90 |

INNER PANELS


| MUST CHOOSE 1 INNER PANEL SET | | | |
|---|---------|----|---------|
| Painted Black Steel Panels | 796-907 | 46 | \$435 |
| Brick Standard Design - Volcanic Black | 796-905 | 28 | \$732 |
| Brick Standard Design - Brown | 796-901 | 29 | \$843 |
| Brick Herringbone Design - Brown | 796-903 | 28 | \$954 |
| NEW Brick Herringbone Design - Black | 796-902 | 28 | \$954 |
| Black Glass Reflective Panels | 796-906 | 37 | \$2,196 |

All panel sets come with 2 sides, back and bottom piece

ACCESSORIES
FINISHING TRIMS


| OPTIONAL | | | |
|---|---------|---|-------|
| 3-Sided Finishing Trim - adjusted from 1/2" (13 mm) minimum to 1-1/4" (32 mm) max depth material | 796-912 | 3 | \$90 |
| 4-Sided Finishing Trim - adjusted from 1/2" (13 mm) minimum to 1-1/4" (32 mm) max depth material | 796-913 | 4 | \$106 |

See manual for complete details

COOL WALL CHASE VENT


Regency's patented Cool Wall system releases warmth at ceiling level. This system reduces excessive radiant heat in front of the fireplace so you can enjoy your fireplace more often.

- Design your own chase vent solution to suit your home or use optional chase vent grill
- Release warmth into the room discreetly



| | | | |
|---|---------|----|-------|
| White Chase vent - 180sq in opening 3-5/8" x 55-3/8" | 796-991 | 15 | \$355 |
|---|---------|----|-------|

The chase can be vented using Regency's chase vent or design your own chase vent solution to suit your home following the min. opening requirement. For full detailed instructions refer to the instruction manual.

BLOWER


| | | | |
|------------------------------|---------|---|-------|
| Variable Speed Blower | 796-917 | 5 | \$271 |
|------------------------------|---------|---|-------|

Variable speed control and thermostatic operation. Not suitable for cool-wall applications

OUTDOOR INSTALLATION KIT

Required when installing outdoors with a blower or power to the unit

| | | | |
|---|---------|---|-------|
| NEW! Outdoor Conversion Kit - Includes a weatherproof receptacle box | 946-856 | 1 | \$184 |
|---|---------|---|-------|

*Not required when using batteries in the Proflame II battery holder and installed without a blower

WIFI KIT

| | | | |
|-----------------------------|---------|---|-------|
| Wifi App Control Kit | 946-799 | 1 | \$171 |
|-----------------------------|---------|---|-------|

Enable your firelaxce with WiFi to use with the ProFlame Connect Plus APP. Kit includes Wifi Dongle

POWERVENT SYSTEMS

Choose 1 Power Vent system + 796-958

| | | | |
|----------------------------------|---------|---|-------|
| Power Vent Conversion Kit | 796-958 | 5 | \$250 |
|----------------------------------|---------|---|-------|

Convert the unit to be compatible with our inline or horizontal power vent kits for more venting configurations

| | | | |
|---|---------|---|---------|
| Inline Powervent System for vertical or horizontal termination | 666-945 | 5 | \$1,712 |
| End of line Power Vent System - Flush mounted horizontal termination | 946-535 | 5 | \$1,995 |

WIRE HARNESS (REQUIRED TO COMPLETE POWER VENT INSTALLATION)
MUST CHOOSE ONE (FOR POWERVENT INSTALLS ONLY)

| | | | |
|---|-----------|----|-------|
| 45 foot Power Vent Wire Harness - 4 week lead time | 911-250/P | 8 | \$212 |
| 90 foot Power Vent Wire Harness - 4 week lead time | 911-251/P | 14 | \$363 |

PV applications use 4" x 6-5/8" venting refer to instruction manual for details

Regency Bellavista™ Gas Fireplaces

2025 Suggested Retail Price - USA



| BASIC EQUIPMENT | | Part no. | Weight | Suggested Retail |
|--|---------------------------------|--------------|--------|------------------|
| BODY | | | | |
| | Natural Gas | B36XTCE-NG11 | 237 | \$4,192 |
| | LP Conversion Kit B36XTECE-NG11 | 578-977 | 1 | \$98 |
| <ul style="list-style-type: none"> B36XTCE : 31 000 BTU turn down to 21 500 BTU (NG) & 31 000 BTU turn down to 25 000 BTU (LP) B36XTCE : NG efficiency 70.56%; LP efficiency 71.08% Electronic Ignition (includes SureFire™ switch), and 5 sec FFRT Standard unit includes: body, ceramic glass, deluxe log set & embers, Proflame I Remote, non-combustible board and safety screen, 5" x 8" top or rear vent * LP Conversion Kit includes burner orifice, stepper motor, 5/32 Allen Key and pilot orifice <p>Check www.regencyignite.com for the latest instruction manual</p> | | | | |

| SAMPLE PRICING: | | Suggested Retail |
|---|--|------------------|
| B36XTCE (NG) with Rustic Brown Brick Panels | | \$4,637 |
| B36XTCE (NG) with Rustic Brown Brick Panels & LP Conversion Kit | | \$4,735 |

| ACCESSORIES | | Part no. | Weight | Suggested Retail |
|--|--|----------|--------|------------------|
| BRICK PANELS | | | | |
| | Rustic Brown Standard Design | 576-901 | 13 | \$445 |
| | Old Town Red Standard Design | 576-902 | 14 | \$445 |
| | CastleStone Design | 576-904 | 9 | \$539 |
| 4 Piece set providing a traditional look to the fireplace | | | | |
| REFLECTIVE PANELS | | | | |
| | Black Enamel Inner Panels - 2-4 wk lead time | 576-908 | 18 | \$783 |
| 4-piece contemporary panels for enhanced fire & modern styling. | | | | |
| BLOWER | | | | |
| | Variable speed blower | 578-917 | 7 | \$513 |
| Variable speed control and thermostatic operation | | | | |
| VENTING | | | | |
| | Rigid Venting - Top Vent Reducer* | 946-606 | 6 | \$138 |
| | Flex Venting - Top Vent Reducer | 946-758 | 8 | \$138 |
| Reduces 5" x 8" top vent to 4" x 6-5/8" top vent | | | | |
| *Must use with Rigid Pipe Adaptor (770-994) | | | | |
| Refer to manual for approved venting configurations using these reducers | | | | |
| More Accessories & Venting at the end of this Section | | | | |


All prices are in U.S. dollars.
Prices subject to change without notice.
There is a 20% restocking charge.



B36XTE - FLUSH
Medium DV Fireplace



Regency Bellavista™ Gas Fireplaces

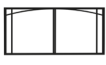

2025 Suggested Retail Price - USA

| BASIC EQUIPMENT | | Part No. | Weight | Suggested Retail |
|---|--|-------------|--------|------------------|
| BODY | | | | |
|  | B36XTE Natural Gas *WQL | B36XTE-NG11 | 170 | \$3,587 |
| | LP Conversion Kit for B36XTE-NG11 | 578-977 | 1 | \$98 |
| <ul style="list-style-type: none"> • B36XTE: 31 000 BTU turn down to 21 500 BTU (NG) & 31 000 BTU turn down to 25 000 BTU (LP) • B36XTE : NG efficiency 70.56%; LP efficiency 71.08% • Electronic Ignition (includes SureFire™ switch) and 5 Sec FFRT • Standard unit includes: body, ceramic glass, deluxe log set & embers and Proflame I Remote, 5" x 8" top or rear vent <p>* LP Conversion Kit includes burner orifice, stepper motor, 5/32 Allen Key and pilot orifice</p> <p>Check www.regencyignite.com for the latest instruction manual</p> | | | | |

SAMPLE PRICING:

| | |
|---|---------|
| B36XTE-NG11 Natural Gas Unit and Vignette Faceplate in Black with Vignette Finishing Trim | \$4,374 |
| B36XTE-NG11 with LP Conversion Kit and Vignette Faceplate in Black with Vignette Finishing Trim | \$4,472 |

| REQUIRED EQUIPMENT | Must choose either Vignette Faceplate or Flush Panel & Screen Option | Part No. | Weight | Suggested Retail |
|---|--|----------|--------|------------------|
| VIGNETTE SERIES DESIGNER FACEPLATES (OPTION 1) MUST CHOOSE EITHER VIGNETTE FACEPLATE OR FLUSH PANEL/SCREEN COMBO OPTION | | | | |
|  | Faceplate Vignette Black | 578-924 | 29 | \$651 |
| | Faceplate Vignette Platinum | 578-922 | 29 | \$651 |
| | Faceplate Vignette Tuscan Sunset | 578-926 | 29 | \$651 |
| | Vignette Finishing Trim (4pc/3pc) (required with faceplate) | 578-928 | 14 | \$136 |
| Highlight your fireplace with a designer inspired Vignette frame. Safety screen built in to faceplate. <i>*Black chrome undergoes a separate chroming process resulting in a mirror like finish.</i> | | | | |
| FLUSH PANELS (OPTION 2) | | | | |
|  | Flush Panels - Black | 576-916 | 6 | \$210 |
| | Safety Screen <i>*must be used with flush panels</i> | 578-929 | 13 | \$221 |

| ACCESSORIES | Part No. | Weight | Suggested Retail | |
|--|-----------------------------------|---------|------------------|-------|
| INLAYS FOR VIGNETTE FACEPLATES OPTIONAL WHEN USING VIGNETTE FACEPLATE | | | | |
|  | Vignette Door Inlay Black | 578-919 | 10 | \$284 |
| Add another level of customization to your fireplace by adding a Vignette Inlay <i>*Black chrome undergoes a separate chroming process resulting in a mirror like finish.</i> | | | | |
| BRICK PANELS | | | | |
|  | Rustic Brown Standard Design | 576-901 | 13 | \$445 |
| | Old Town Red Standard Design | 576-902 | 14 | \$445 |
| | CastleStone Design | 576-904 | 9 | \$539 |
| 4 Piece set providing a traditional look to the fireplace | | | | |
| REFLECTIVE ENAMEL PANELS | | | | |
| | Black Reflective Enamel Panel | 576-908 | 18 | \$783 |
| 4-piece contemporary panels for enhanced fire & modern styling. | | | | |
| BLOWER | | | | |
| | Variable Speed Blower | 578-917 | 7 | \$513 |
| Variable speed control and thermostatic operation | | | | |
| VENTING | | | | |
| | Rigid Venting - Top Vent Reducer* | 946-606 | 6 | \$138 |
| | Flex Venting - Top Vent Reducer | 946-758 | 8 | \$138 |
| Reduces 5" x 8" top vent to 4" x 6-5/8" top vent *Must use with Rigid Pipe Adaptor (770-994) Refer to manual for approved venting configurations using these reducers | | | | |


More Accessories & Venting at the end of this Section

All prices are in U.S. dollars.
 Prices subject to change without notice.
 There is a 20% restocking charge.


© 2026 Fireplace Products U.S. Inc.

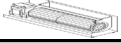
Gas Fireplaces - 10
 Effective: January 5, 2026
 Printed: Dec 22, 2025 - E. & O.E.



| BASIC EQUIPMENT | | Part no. | Weight | Suggested Retail |
|--|-------------|--------------|--------|------------------|
| BODY | | | | |
|  | Natural Gas | B41XTCE-NG11 | 285 | \$5,154 |
| | Propane | B41XTCE-LP11 | 285 | \$5,154 |
| <ul style="list-style-type: none"> • B41XTCE : 42 500 BTU turn down to 30 000 BTU (NG) & 37 500 BTU turn down to 29 500 BTU (LP) • B41XTCE : NG efficiency 72.76%; LP efficiency 72.63% • Electronic Ignition (includes SureFire™ switch), and 5 sec FFRT • Standard unit includes: body, ceramic glass, deluxe log set & embers, Proflame I Remote, non-combustible board and safety screen, 5" x 8" top or rear vent <p>Check www.regencyignite.com for the latest instruction manual</p> | | | | |

| SAMPLE PRICING: | | Suggested Retail |
|---|--|------------------|
| B41XTCE (NG) with Charcoal Inner Brick Panels | | \$5,587 |
| B41XTCE (LP) with Charcoal Inner Brick Panels | | \$5,587 |

| REQUIRED EQUIPMENT | | Part no. | Weight | Suggested Retail |
|---|------------------------------|----------|--------|------------------|
| BRICK PANELS | | | | |
| MUST CHOOSE EITHER BRICK PANELS OR REFLECTIVE PANELS | | | | |
|  | Charcoal Standard Design | 506-905 | 14 | \$433 |
| | Rustic Brown Standard Design | 506-901 | 13 | \$556 |
| | Old Town Red Standard Design | 506-902 | 11 | \$556 |
| | CastleStone Design | 506-904 | 13 | \$639 |
| 4 Piece set providing a traditional look to the fireplace | | | | |
| REFLECTIVE PANELS | | | | |
| MUST CHOOSE EITHER BRICK PANELS OR REFLECTIVE PANELS | | | | |
| | Black Enamel Inner Panels | 506-908 | 32 | \$1,100 |
| 4-piece contemporary panels for enhanced fire & modern styling. | | | | |

| ACCESSORIES | | Part No. | Weight | Suggested Retail |
|---|---|----------|--------|------------------|
| BLOWER | | | | |
|  | Variable speed blower | 509-917 | 8 | \$508 |
| | Variable speed control and thermostatic operation | | | |
| More Accessories & Venting at the end of this Section | | | | |


All prices are in U.S. dollars.
 Prices subject to change without notice.
 There is a 20% restocking charge.

© 2026 Fireplace Products U.S. Inc.





Gas Fireplaces - 11
 Effective: January 5, 2026
 Printed: Dec 22, 2025 - E. & O.E.

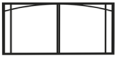

Regency Bellavista™ Gas Fireplaces

2025 Suggested Retail Price - USA

| BASIC EQUIPMENT | | Part No. | Weight | Suggested Retail |
|---|---------------------------------|-------------|--------|------------------|
| BODY | | | | |
|  | B41XTE Natural Gas * WQL | B41XTE-NG11 | 242 | \$4,045 |
| | B41XTE Propane * WQL | B41XTE-LP11 | 247 | \$4,045 |
| <ul style="list-style-type: none"> • B41XTE : 42 500 BTU turn down to 30 000 BTU (NG) & 37 500 BTU turn down to 29 500 BTU (LP) • B41XTE : NG efficiency 72.76%; LP efficiency 72.63% • Electronic Ignition (includes SureFire™ switch), Proflame I remote with 5 sec FFRT • Standard unit includes: body, ceramic glass, deluxe log set & embers, and GTMF Remote, 5" x 8" top or rear vent Check www.regencyignite.com for the latest instruction manual | | | | |

| SAMPLE PRICING: | | Suggested Retail |
|--|--|------------------|
| B41XTE (NG) with Charcoal Inner Brick Panels, Vignette Faceplate in Black and Vignette Finishing Trim | | \$5,334 |
| B41XTE (LP) with Charcoal Inner Brick Panels, Vignette Faceplate in Black and Vignette Finishing Trim | | \$5,334 |




| REQUIRED EQUIPMENT | Must choose either Vignette Faceplate or Flush Panel & Screen Option | Part No. | Weight | Suggested Retail |
|---|--|----------|--------|------------------|
| VIGNETTE SERIES DESIGNER FACEPLATES (OPTION 1) | | | | |
|  | Faceplate Vignette Black | 509-924 | 38 | \$735 |
| | Faceplate Vignette Platinum | 509-922 | 38 | \$735 |
| | Faceplate Vignette Tuscan Sunset | 509-926 | 38 | \$735 |
| | Faceplate Vignette Black Chrome*WQL | 509-923 | 38 | Free |
| | Vignette Finishing Trim (4pc/3pc) incl. non-combustible board - (required with faceplate) | 509-928 | 17 | \$121 |
| Highlight your fireplace with a designer inspired vignette frame. Safety screen built in to faceplate. <i>*Black chrome undergoes a separate chroming process resulting in a mirror like finish.</i> | | | | |
| FLUSH PANELS (OPTION 2) | | | | |
|  | Flush Panels - Black | 506-916 | 7 | \$221 |
| | Safety Screen * must be used with flush panels | 509-929 | 15 | \$193 |
| BRICK PANELS | | | | |
| MUST CHOOSE EITHER BRICK PANELS OR REFLECTIVE PANELS | | | | |
|  | Charcoal Standard Design | 506-905 | 14 | \$433 |
| | Rustic Brown Standard Design | 506-901 | 13 | \$556 |
| | Old Town Red Standard Design | 506-902 | 11 | \$556 |
| | CastleStone Design | 506-904 | 13 | \$639 |
| 4 Piece set providing a traditional look to the fireplace | | | | |
| REFLECTIVE ENAMEL PANELS | | | | |
| MUST CHOOSE EITHER BRICK PANELS OR REFLECTIVE PANELS | | | | |
|  | Black Reflective Enamel Panel | 506-908 | 32 | \$1,100 |
| | 4-piece contemporary panels for enhanced fire & modern styling. | | | |

| ACCESSORIES | Part No. | Weight | Suggested Retail | |
|---|--|---------|------------------|-------|
| INLAYS FOR VIGNETTE FACEPLATES | | | | |
| OPTIONAL WHEN USING VIGNETTE FACEPLATE | | | | |
|  | Vignette Door Inlay Black | 509-919 | 13 | \$310 |
| | Add another level of customization to your fireplace by adding a Vignette Inlay <i>*Black chrome undergoes a separate chroming process resulting in a mirror like finish.</i> | | | |
| BLOWER | | | | |
|  | Variable Speed Blower | 509-917 | 8 | \$508 |
| | Variable speed control and thermostatic operation | | | |
| More Accessories & Venting at the end of this Section | | | | |

All prices are in U.S. dollars.
 Prices subject to change without notice.
 There is a 20% restocking charge.

© 2026 Fireplace Products U.S. Inc.

Gas Fireplaces - 12
 Effective: January 5, 2026
 Printed: Dec 22, 2025 - E. & O.E.



| BASIC EQUIPMENT | | Part No. | Weight | Sugg. Retail |
|---|---|------------|--------|--------------|
| BODY | | | | |
|  | P33E Small Gas Fireplace (Electronic Ignition) | P33E-NG11 | 132 | \$3,145 |
| | LP Conversion Kit for P33E-NG11 | 438-977 | 1 | \$98 |
| <ul style="list-style-type: none"> • P33E : 20 000 BTU turn down to 14 000 BTU (NG) & 19 500 BTU turn down to 15 500 BTU (LP) • P33E : NG efficiency 68.28%; LP efficiency 73.82% • Standard unit includes: body, ceramic glass, deluxe log set & embers, GTMF Remote, and AC Adaptor, 4" x 6-5/8" 45° vent | | | | |
|  | P33 Small Gas Fireplace (Standing Pilot Direct Spark Ignition) | P33-NG10 | 134 | \$2,575 |
| | LP Conversion Kit for P33-NG10 | 439-969 | 1 | \$98 |
| <ul style="list-style-type: none"> • P33 : 20 000 BTU turn down to 14 000 BTU (NG) & 18 000 BTU turn down to 14 500 BTU (LP) • P33 : 72.57% NG efficiency ; 74.06% LP efficiency | | | | |
|  | P33CE Clean Face Small Gas Fireplace (Electronic Ignition) | P33CE-NG11 | 156 | \$3,408 |
| | LP Conversion Kit for P33CE-NG11 | 438-977 | 1 | \$98 |
| <ul style="list-style-type: none"> • P33CE : 20 000 BTU turn down to 14 000 BTU (NG) & 19 500 BTU turn down to 15 500 BTU (LP) • P33CE : NG efficiency 68.28%; LP efficiency 73.82% • Standard unit includes: body, ceramic glass, deluxe log set & embers, Proflame I Remote, non-combustible board, safety screen and 4" x 6-5/8" 45° vent | | | | |




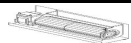
* LP Conversion Kit includes burner orifice, stepper motor, 5/32 Allen Key and pilot orifice

Check www.regencyignite.com for the latest instruction manual

SAMPLE PRICING:

| | |
|--|---------|
| P33 Standing Pilot (NG) unit and Vignette Faceplate in Black with Vignette Finishing Trim | \$3,316 |
| P33E Electronic ignition (NG) unit and Vignette Faceplate in Black with Vignette Finishing Trim | \$3,886 |
| P33CE Electronic ignition (NG) Clean Front | \$3,408 |

| REQUIRED EQUIPMENT | Must choose either Vignette Faceplate or Louver/Screen Combo Option | Part No. | Weight | Sugg. Retail |
|--|---|----------|--------|---------------------|
| VIGNETTE SERIES DESIGNER FACEPLATES (OPTION 1) | | | | P33E only |
|  | Faceplate Vignette Black | 439-924 | 25 | \$541 |
| | Faceplate Vignette Platinum - 2-4 week delivery | 439-922 | 25 | \$678 |
| | Faceplate Vignette Tuscan Sunset | 439-926 | 25 | \$678 |
| | Vignette Finishing Trim (4pc/3pc) incl. non-combustible board - (required with faceplate) | 439-928 | 14 | \$200 |
| Highlight your fireplace with a designer inspired vignette frame. Safety screen built in to faceplate. *Black chrome undergoes a separate chroming process resulting in a mirror like finish. | | | | |
| LOUVERS (OPTION 2) | | | | P33/P33Eonly |
|  | Louvers - Black | 439-920 | 8 | \$198 |
| | Safety Screen *must be used with louvers | 439-929 | 9 | \$200 |

| ACCESSORIES | | Part No. | Weight | Sugg. Retail |
|---|---|---|--------|--------------|
| INLAYS FOR VIGNETTE FACEPLATES | | OPTIONAL WHEN USING VIGNETTE FACEPLATE on P33/P33E | | |
|  | Vignette Door Inlay Black | 439-949 | 9 | \$351 |
| | Vignette Door Inlay Tuscan Sunset - 2-4 week delivery | 439-950 | 9 | \$351 |
| Add another level of customization to your fireplace by adding a Vignette Inlay *Black chrome undergoes a separate chroming process resulting in a mirror like finish. | | | | |
| BRICK PANELS | | Optional for P33/P33E/P33CE | | |
|  | Rustic Brown Standard Design | 432-901 | 8 | \$387 |
| | Old Town Red Standard Design | 432-902 | 8 | \$387 |
| | Herringbone Rustic Brown | 432-903 | 6 | \$387 |
| 4 Piece set providing a traditional look to the fireplace | | | | |
| REFLECTIVE ENAMEL PANELS | | Optional for P33/P33E/P33CE | | |
|  | Black Reflective Enamel Panel | 439-908 | 12 | \$508 |
| | 4 piece contemporary panels for enhanced fire & modern styling. | | | |
| BLOWER | | Optional for P33/P33E/P33CE | | |
|  | Variable Speed Blower | 438-917 | 8 | \$519 |
| | Variable speed control and thermostatic operation | | | |
| LOG SET (OPTIONAL) | | Optional for P33/P33E/P33CE | | |
| | Birch Log Set | 439-932 | 5 | \$292 |
| FINISHING TRIM | | Optional for P33/P33E | | |
| | 3 Sided Finishing Trim (for use with louvers)- Black | 430-940 | 5 | \$204 |
| 3" wide trim for sides and top, provides a clean finished look on installation. Dims: 34 5/8"W X 30"H | | | | |
| More Accessories & Venting at the end of this Section | | | | |

All prices are in U.S. dollars.
 Prices subject to change without notice.
 There is a 20% restocking charge.

© 2026 Fireplace Products U.S. Inc.

Gas Fireplaces - 13
 Effective: January 5, 2026
 Printed: Dec 22, 2025 - E. & O.E.

Regency Panorama™ Gas Fireplaces




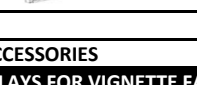
2025 Suggested Retail Price - USA




| BASIC EQUIPMENT | Part No. | Weight | Sugg. Retail | BASIC EQUIPMENT | Part No. | Weight | Sugg. Retail |
|--|----------|--------|--------------|--|-----------|--------|--------------|
| BODY | | | | | | | |
| Natural Gas | P36-NG10 | 131 | \$2,924 | Natural Gas (Electronic Ignition) | P36E-NG11 | 133 | \$3,397 |
| LP Conversion Kit* | 515-969 | 1 | \$98 | LP Conversion Kit for P36E-NG11 | 515-977 | 1 | \$98 |
| <ul style="list-style-type: none"> • P36 : 30 000 BTU turn down to 15 500 BTU (NG) & 30 000 BTU turn down to 15 000 BTU (LP) • P36 : NG efficiency 70.55%; LP efficiency 70.55% • Standing pilot with direct spark ignition | | | | <ul style="list-style-type: none"> • P36E : 29 500 BTU turn down to 19 500 BTU (NG) & 28 500 BTU turn down to 22 000 BTU (LP) • P36E : NG efficiency 72.88%; LP efficiency 74.4% • Electronic Ignition (includes SureFire™ switch) and with 5sec FFRT | | | |
| * LP Conversion Kit includes burner orifice, stepper motor, 5/32 Allen Key and pilot orifice | | | | * LP Conversion Kit includes burner orifice, stepper motor, 5/32 Allen Key and pilot orifice | | | |
| • Standard unit includes: body, ceramic glass, deluxe log set & embers, GTMF Remote, non-combustible board and AC Adaptor ("E" unit only), 4" x 6-5/8" top vent | | | | | | | |
| Check www.regencyignite.com for the latest instruction manual | | | | | | | |


SAMPLE PRICING:


| | |
|---|---------|
| Natural Gas Unit and Vignette Faceplate in Black with Vignette Finishing Trim | \$3,863 |
| Natural Gas Unit (Electronic Ignition) and Vignette Faceplate in Black with Vignette Finishing Trim | \$4,336 |


| REQUIRED EQUIPMENT | Part No. | Weight | Sugg. Retail | |
|--|---|---------|--------------|-------|
| VIGNETTE SERIES DESIGNER FACEPLATES (OPTION 1) MUST CHOOSE EITHER VIGNETTE FACEPLATE OR FLUSH PANEL/SCREEN COMBO OPTION | | | | |
|  | Faceplate Vignette Black | 515-924 | 30 | \$689 |
|  | Faceplate Vignette Platinum | 515-922 | 30 | \$689 |
|  | Faceplate Vignette Tuscan Sunset | 515-926 | 31 | \$689 |
|  | Vignette Finishing Trim (4pc/3pc) required when choosing a vignette faceplate incl. non-combustible board | 515-928 | 18 | \$250 |
| Highlight your fireplace with a designer inspired vignette frame. Safety screen built in to faceplate. *Black chrome undergoes a separate chroming process resulting in a mirror like finish. | | | | |

| LOUVERS AND SCREEN COMBO (OPTION 2) | Part No. | Weight | Sugg. Retail | |
|---|--|---------|--------------|-------|
|  | Black Louvers | 510-922 | 9 | \$210 |
| | Safety Screen *must be used with louvers | 515-929 | 9 | \$220 |

| ACCESSORIES | Part No. | Weight | Sugg. Retail | |
|---|---|---------|--------------|-------|
| INLAYS FOR VIGNETTE FACEPLATES OPTIONAL WHEN USING VIGNETTE FACEPLATE | | | | |
|  | Vignette Door Inlay Black | 515-919 | 10 | \$345 |
| | Vignette Door Inlay Tuscan Sunset - 2-4 week delivery | 515-920 | 10 | \$345 |
| Add another level of customization to your fireplace by adding a Vignette Inlay | | | | |







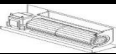
| BRICK PANELS | Part No. | Weight | Sugg. Retail | |
|---|------------------------------|---------|--------------|-------|
|  | Rustic Brown Standard Design | 513-901 | 8 | \$398 |
| | Old Town Red Standard Design | 513-902 | 9 | \$398 |
| | Herringbone Rustic Brown | 513-903 | 7 | \$398 |
| 3 Piece set providing a traditional look to the fireplace | | | | |

| REFLECTIVE ENAMEL PANELS | Part No. | Weight | Sugg. Retail | |
|---|-------------------------------|---------|--------------|-------|
|  | Black Reflective Enamel Panel | 515-908 | 12 | \$519 |
| 3 piece contemporary panels for enhanced fire & modern styling. | | | | |

| BLOWER | Part No. | Weight | Sugg. Retail | |
|---|-----------------------|---------|--------------|-------|
|  | Variable Speed Blower | 438-917 | 8 | \$519 |
| Variable speed control and thermostatic operation | | | | |

| FINISHING TRIM | Part No. | Weight | Sugg. Retail | |
|--|---|---------|--------------|-------|
| | 3 Sided Finishing Trim (for use with louvers) - Black | 510-986 | 5 | \$221 |
| 3" wide trim for sides and top, provides a clean finished look on installation. Dims: 38"W X 31 1/2"H | | | | |

More Accessories & Venting at the end of this Section

| BASIC EQUIPMENT | | Part No. | Weight | Sugg. Retail |
|--|--|---|--------|--------------|
| BODY | | | | |
|  | Natural Gas | P36D-NG10 | 164 | \$3,210 |
| | LP Conversion Kit | 515-969 | 1 | \$98 |
| | <ul style="list-style-type: none"> • P36D : 30 000 BTU turn down to 15 500 BTU (NG) & 30 000 BTU turn down to 15 500 BTU (LP) • P36D : NG efficiency 71.26%; LP efficiency 71.26% • Standing pilot with direct spark ignition • Standard unit includes: body, ceramic glass, deluxe log set & embers, and is 4" x 6-5/8" top vent and GTMF remote * LP Conversion Kit includes burner orifice, stepper motor, 5/32 Allen Key and pilot orifice | | | |
| Check www.regencyignite.com for the latest instruction manual | | | | |
| SAMPLE PRICING: | | | | |
| P36D-NG10 Standing Pilot (NG) Unit and Vignette Faceplate in Black with Vignette Finishing Trim | | | | \$4,149 |
| REQUIRED EQUIPMENT | | Part No. | Weight | Sugg. Retail |
| VIGNETTE SERIES DESIGNER FACEPLATES (OPTION 1) | | MUST CHOOSE EITHER VIGNETTE FACEPLATE OR FLUSH PANEL/SCREEN COMBO OPTION | | |
|  | Faceplate Vignette Black | 515-924 | 30 | \$689 |
| | Faceplate Vignette Platinum | 515-922 | 30 | \$689 |
| | Faceplate Vignette Tuscan Sunset | 515-926 | 31 | \$689 |
| | Vignette Finishing Trim (4pc/3pc) incl. non-combustible board - (required with faceplate) | 515-928 | 18 | \$250 |
| | Highlight your fireplace with a designer inspired vignette frame. *Black chrome undergoes a separate chroming process resulting in a mirror like finish. | | | |
| LOUVERS AND SCREEN COMBO (OPTION 2) | | | | |
|  | Black Louvers | 510-922 | 9 | \$210 |
| | Safety Screen <i>*must be used with louvers</i> | 515-929 | 9 | \$220 |
| ACCESSORIES | | Part No. | Weight | Sugg. Retail |
| INLAYS FOR VIGNETTE FACEPLATES | | OPTIONAL WHEN USING VIGNETTE FACEPLATE | | |
|  | Vignette Door Inlay Black | 515-919 | 10 | \$345 |
| | Vignette Door Inlay Tuscan Sunset - 2-4 week delivery | 515-920 | 10 | \$345 |
| | Add another level of customization to your fireplace by adding a Vignette Inlay | | | |
| BRICK PANELS | | | | |
|  | Rustic Brown Standard Design | 780-901 | 5 | \$440 |
| | Old Town Red Standard Design | 780-902 | 6 | \$440 |
| | Herringbone Rustic Brown | 780-903 | 6 | \$540 |
| 3 Piece set providing a traditional look to the fireplace | | | | |
| REFLECTIVE ENAMEL PANELS | | | | |
|  | Black Reflective Enamel Panel | 782-908 | 14 | \$524 |
| | 3 piece contemporary panels for enhanced fire & modern styling. | | | |
| BLOWER | | | | |
|  | Variable Speed Blower assembly - P36D-NG10 | 438-917 | 8 | \$519 |
| Variable speed control and thermostatic operation | | | | |
| FINISHING TRIM | | | | |
| | 3 Sided Finishing Trim (for use with louvers) - Black | 510-986 | 5 | \$221 |
| 3" wide trim for sides and top, provides a clean finished look on installation. Dims: 38"W X 31 1/2"H | | | | |
| More Accessories & Venting at the end of this Section | | | | |

All prices are in U.S. dollars.
Prices subject to change without notice.
There is a 20% restocking charge.

© 2026 Fireplace Products U.S. Inc.

Gas Fireplaces - 15
Effective: January 5, 2026
Printed: Dec 22, 2025 - E. & O.E.

Regency Energy ZC Fireplace Insert

| |
|-----------------------------------|
| E18E |
| Small B Vent Gas Insert |
| 2025 Suggested Retail Price - USA |

| BASIC EQUIPMENT | | Part no. | Weight | Suggested Retail |
|---|--|-----------|--------|-------------------------|
| BODY | | | | |
| | Natural Gas | E18E-NG11 | 85 | \$2,944 |
| | LP Conversion Kit for E18E-NG11 | 617-977 | 1 | \$98 |
| | <ul style="list-style-type: none"> • 21,600 BTU input at 74% steady state efficiency NG, 20,500 BTU input at 75% steady state efficiency LP. • Electronic Ignition • Standard unit includes: body, flush ceramic glass with 310 sq. in. viewing area, safety screen, linear burner, variable speed blower, 886 SIT valve with manual flame adjustment, basic wall thermostat with white backing plate to cover existing switch opening. * LP conversion kit includes burner orifice, pilot orifice and LP high/low conversion. | | | |
| SAMPLE PRICING: | | | | Suggested Retail |
| E18E (NG) ZC Insert with faceplate for full firebox removal & Log set | | | | \$4,048 |
| E18E (NG) with Firesong Faceplate & Crystals | | | | \$3,479 |
| E18E (NG) with Firesong Faceplate & Log Set | | | | \$3,828 |

| REQUIRED EQUIPMENT | | Part no. | Weight | Suggested Retail |
|--|---|----------|--------|------------------|
| FACEPLATES | | | | |
| | Low Profile Faceplate Black for Complete Firebox Removal - <i>Most common Install</i> | 617-948 | 37 | \$705 |
| | Low Profile Faceplate Black for Firesong FS120N | 616-928 | 24 | \$485 |
| | Low Profile Faceplate Black for Firesong FS220N | 616-920 | 21 | \$485 |
| | Low Profile Faceplate Black for Firesong FS220N- CUSTOM SIZE* | 616-940 | 21 | \$727 |
| | Low Profile Faceplate Black for Montigo 28-F, 28F-2 or 28F-3 | 616-921 | 21 | \$485 |
| | Low Profile Faceplate Black for Montigo EP28-4, EP28-5, EconoPlus 28C | 616-924 | 21 | \$464 |
| | Low Profile Faceplate Black for Montigo 36SR | 616-926 | 18 | \$485 |
| <p>*up to 6 week lead time on 616-940 Faceplate includes front face and backing plate Fan speed control and On/Off control located behind front face on the left side of the faceplate (leg)</p> | | | | |

| BURNER OPTIONS | | MUST CHOOSE BETWEEN CRYSTALS OR LOG SET | | |
|--|---|---|----|-------|
| CRYSTALS (FOR BURNER OR FIREBOX FLOOR) - 5 LG BAG | | | | |
| | Black Reflective Crystals | 946-775 | 5 | \$50 |
| | Copper Crystals | 946-776 | 5 | \$50 |
| | StarFire Crystals | 946-777 | 5 | \$50 |
| 5 lbs required for the burner | | | | |
| LOG SET & TRAY | | | | |
| | Ceramic Log Set | 616-935 | 13 | \$399 |
| | 5-piece ceramic log set, 2 lbs of black reflective crystals, Platinum & Embaglow Embers, Ember Lava, & log set tray | | | |

| VENTING OPTIONS | | MUST CHOOSE ONE (EXCEPT IF REMOVING THE ENTIRE FIREBOX) | | |
|--|--|---|----|-------|
| Flue Adaptor for FS220N, 28-F, 28F-2, 28F-3, EP28-4, EP28-5, EconoPlus 28C | | 616-910 | 2 | \$66 |
| Flue Adaptor for FS120N | | 616-911 | 2 | \$27 |
| Flex Liner Kit (4" x 35 Ft)/w Cap for 36SR | | 948-435 | 14 | \$329 |

| ACCESSORIES | | Part no. | Weight | Suggested Retail |
|--|--------------------------------------|----------|--------|------------------|
| INNER PANELS | | | | |
| | Brick Standard Design - Brown | 616-901 | 5 | \$235 |
| | Brick Standard Design - Red *WQL | 616-902 | 5 | \$0 |
| | Black Enamel Inner Reflective Panels | 616-908 | 7 | \$302 |
| 3-piece panel set for added realism and style. | | | | |

| DRIFTWOOD LOG SET (USED WITH CRYSTALS) | | Part no. | Weight | Suggested Retail |
|--|--|-----------|--------|------------------|
| | Driftwood Log Set | 616-931/P | 4 | \$387 |
| | 5-piece driftwood log set & log brackets. Placed on top of the crystals. | | | |

| SPA STONES (USED WITH CRYSTALS) | | Part no. | Weight | Suggested Retail |
|---------------------------------|---|----------|--------|------------------|
| | Natural Ceramic Spa Stones | 946-674 | 2 | \$318 |
| | Placed on top of the crystals. Requires 1 package | | | |

| VOLCANIC STONES (USED WITH CRYSTALS) | | Part no. | Weight | Suggested Retail |
|--------------------------------------|---|----------|--------|------------------|
| | Slate Black & Gray Basalt Volcanic Stones | 946-710 | 16 | \$65 |
| | Ivory & Tan Basalt Volcanic Stones | 946-711 | 16 | \$65 |
| | Placed on top of the crystals. Requires 1 package | | | |

| CONTROL OPTIONS | | Part no. | Weight | Suggested Retail |
|--|--------------------------------|----------|--------|------------------|
| | Remote Control & Receiver | 617-950 | 2 | \$229 |
| | On/Off capability & thermostat | | | |
| | Flame Adjustment Module for NG | 946-693 | 1 | \$104 |
| | Flame Adjustment Module for LP | 946-694 | 1 | \$104 |
| Allows the remote to control flame adjustment, if manual flame adjustment is not desired | | | | |


| POWER ADAPTATOR | | Part no. | Weight | Suggested Retail |
|---------------------------------|--|-----------|--------|------------------|
| Power Adaptor AC/DC 7V (3000mm) | | 911-234/P | 1 | \$31 |




| |
|--------------------|
| P90E |
| Medium Direct Vent |


Excalibur Gas Fireplaces

2025 Suggested Retail Price - USA

| BASIC EQUIPMENT | | Part no. | Weight | Suggested Retail |
|---|--|-----------|--------|------------------|
| BODY | | | | |
|  | Natural Gas | P90E-NG11 | 235 | \$4,130 |
| | LP Conversion Kit for P90E-NG11 | 792-977 | 1 | \$98 |
| | Non-Combustible Board <i>(required)</i> | 792-936 | 20 | No Charge |
| | <ul style="list-style-type: none"> • P90E : 35 000 BTU turn down to 23 000 BTU (NG) & 35 000 BTU turn down to 25 500 BTU (LP) • P90E : NG efficiency 76.07%; LP efficiency 76.86% • Electronic Ignition with 5 Sec FFRT • Standard unit includes: body, burner with enhanced log set & embers, Proflame II Remote control, safety screen, ceramic glass, black brick floor panel and variable speed thermostatic blower, 4" x 6-5/8" top vent * LP Conversion Kit includes DC Sparker, burner orifice and pilot orifice, <p>Check www.regencyignite.com for the latest instruction manual</p> | | | |

| SAMPLE PRICING: | | Suggested Retail |
|--|--|------------------|
| P90E-NG with Black Arch Surround | | \$4,876 |
| P90E-NG with LP Conversion Kit and Black Arch Surround | | \$4,974 |

| REQUIRED EQUIPMENT | | Part no. | Weight | Suggested Retail |
|---|--|----------|--------|------------------|
| ARCH SURROUNDS | | | | |
|  | Black | 792-920 | 29 | \$746 |
| | Includes fold-down bottom grille, curved heat-deflecting hood, decorative rivets and integrated safety screen. | | | |

| ACCESSORIES | | Part no. | Weight | Suggested Retail |
|--|---|----------|--------|------------------|
| SCREEN DOORS | | | | |
| Shown in Top Picture | Double Door - Black | 792-950 | 7 | \$199 |
| | *Double door adds a traditional accent, cannot be opened. | | | |
| BRICK PANELS | | | | |
|  | Rustic Brown Standard Design - <i>2-4 wk lead time</i> | 790-901 | 7 | \$392 |
| | Old Town Red Standard Design - <i>2-4 wk lead time</i> | 790-902 | 7 | \$392 |
| | Herringbone Rustic Brown - <i>2-4 wk lead time</i> | 790-903 | 7 | \$392 |
| 3 Piece set provides a traditional look | | | | |
| FRAMING KIT | | | | |
| | Steel Stud Framing Kit | 792-900 | 15 | \$320 |
| All steel stud framing. Non-combustible board is required. Overall dimensions = 46 1/2"W x 45 1/4"H | | | | |

More Accessories & Venting at the end of this Section

All prices are in U.S. dollars.
Prices subject to change without notice.
There is a 20% restocking charge.

© 2026 Fireplace Products U.S. Inc.

Gas Fireplaces - 17
Effective: January 5, 2026
Printed: Dec 22, 2025 - E. & O.E.

Regency Contemporary Gas Fireplaces replaces

2025 Suggested Retail Price - USA

| OPTIONAL ACCESSORIES | Part no. | Weight | G600/G800 | G600/G800 | B36 | B41 | G1200P | P33/E/CE | P36/P36D | P36E | P90E | Suggested Retail |
|---|-----------|--------|-----------|-----------|-----|-----|--------|----------|--|------|------|------------------|
| Ember Upgrade Package Optional Ember upgrade package to enhance your fireplace Contains: 1 bag Large Lava Rock, 1 bag Black & White Lava Rock, 1 bag Rock Wool, 5-7 pieces Wood Chips | 946-663 | 2 | - | - | Yes | Yes | - | Yes | Yes | Yes | Yes | \$106 |
| * NOTE * ALL REGENCY TRADITIONAL GAS FIREPLACES & STOVES COME STANDARD WITH PLATINUM BRIGHT EMBERS AND EMBAGLOW EMBERS | | | | | | | | | | | | |
| Platinum Bright Embers (PBE) 1g bag Optional Ember upgrade package to enhance your fireplace Contains: 1 bag | 946-669 | 1 | | | | | | | Platinum Bright Embers come standard with all Traditional Gas Fireplaces | | | \$20 |
| Embaglow Embers 1g bag Optional thin metal embers add a stunning shimmering glow to any Regency fireplace. Contains: 1 bag | 946-708 | 0 | | | | | | | Embaglow Embers come standard with all Traditional Gas Fireplaces | | | \$15 |
| Remote Control Holders Shipped in a box of 15. White powder coated steel. Includes 2 Stainless Steel screws, if you choose to mount to a wall. Box can be displayed on your retail counter. Use in your showroom, sell them to customers, or use them as part of a promotion. | 946-703 | 3 | Yes | Yes | Yes | Yes | - | Yes | Yes | Yes | Yes | NetDealerOnly |
| OPTIONAL CONTROLS | Part no. | Weight | G600/G800 | G600/G800 | B36 | B41 | G1200P | P33/E/CE | P36/P36D | P36E | P90E | Suggested Retail |
| Basic wall thermostat Manual temperature setting. | 911-138 | 1 | Yes | Yes | Yes | Yes | Yes | Yes | Yes | Yes | Yes | \$64 |
| Programmable wall thermostat 5 day weekday and 2 day weekend multi-cycle programming for optimum control. Allows up to 4 temperature settings per day to fine tune heating requirements. Its Energy Management Recovery (EMR) system automatically calculates when to begin raising and lowering the temperature to ensure the desired room temperature is reached at the appropriate setpoint times. | 910-404/P | 1 | Yes | Yes | Yes | Yes | Yes | Yes | Yes | Yes | Yes | \$250 |
| OPTIONAL HEAT MANAGEMENT ACCESSORIES | Part no. | Weight | G600/G800 | G600/G800 | B36 | B41 | G1200P | P33/E/CE | P36/P36D | P36E | P90E | Suggested Retail |
| Heat Wave™ power duct system Enables quiet and effective heat transfer to adjacent rooms. Up to 2 Heat Wave Systems per fireplace. System includes: 20' x 6" flexible ducting, attachment collars, blower, floor/wall grille, wiring and switch. | 946-556 | 20 | Yes | Yes | - | - | - | Yes | Yes | Yes | Yes | \$763 |






2025 Suggested Retail Price - USA


| UNIT VENTING INFORMATION | G600/G800 | G800EH/G800P | B36 | B41 | G1200P | P33/E/CE | P36/P36D | P36E | P90E |
|--------------------------|-------------|--------------|--|-------------|---------|-------------|-------------|-------------|-------------|
| Vent Size (Top) | 4" x 6-3/4" | 4" x 6-3/4" | 5" x 8" *Reduce down to 4" x 6-3/4" | 5" x 8" | 5" x 8" | 4" x 6-3/4" | 4" x 6-3/4" | 4" x 6-3/4" | 4" x 6-3/4" |
| Vent Size (Rear) | 4" x 6-3/4" | - | 5" x 8" | 5" x 8" | - | - | - | - | - |
| Vent Type | DV | DV | DV | DV | DV | DV | DV | DV | DV |
| Vent Location | Top or Rear | - | Top or Rear | Top or Rear | - | 45° | Top | Top | Top |

VENTING OPTIONS FOR UNITS WITH 4" x 6-5/8" VENT

| VERTICAL FLEX VENTING KITS (4" x 6-5/8") | Part no. | Weight | G600/G800 | G800EH/G800P | B36 | B41 | G1200P | P33/E/CE | P36/P36D | P36E | P90E | Suggested Retail |
|--|-----------|--------|-----------|--------------|-----|-----|--------|----------|----------|------|------|------------------|
| Vertical Flex Venting Kit | 946-755 | 36 | Yes | Yes | Yes | - | - | Yes | Yes | Yes | Yes | \$1,024 |
| Vertical Flex Extension Kit | 946-756 | 21 | Yes | Yes | Yes | - | - | Yes | Yes | Yes | Yes | \$525 |
| Additional Floor Kit | 946-757 | 8 | Yes | Yes | Yes | - | - | Yes | Yes | Yes | Yes | \$96 |
| Flex to Flex Adaptor - 2-4 wk lead time | 948-367/P | 2 | Yes | Yes | Yes | - | - | Yes | Yes | Yes | Yes | \$106 |
| Vertical Flex Kit Includes: 20ft. Flex Pipe with 10 Spacers (inner & outer pipe), 3 Wall Straps, Ceiling Firestop, Firestop Spacer, Brackets, Flex to Rigid Adaptor, Roof Support, 36 in. Rigid DuraVent Pipe, Storm Collar, High Wind Termination Cap, Hardware, Instruction Sheet. Vertical Flex Extension Kit Includes: 20ft. Flex Pipe with 10 Spacers (inner & outer pipe), 3 Wall Straps, Flex to Flex Adaptor, Hardware, Instruction Sheet. Additional Floor Kit Includes: Ceiling Firestop, Firestop Spacer (to prevent debris from falling into the firestop). | | | | | | | | | | | | |
| ASTROCAP™ HORIZONTAL FLEX VENTING KITS (4" x 6-5/8") | Part no. | Weight | G600/G800 | G800EH/G800P | B36 | B41 | G1200P | P33/E/CE | P36/P36D | P36E | P90E | Suggested Retail |
| 2 foot run | 946-513 | 10 | Yes | - | - | - | - | Yes | - | - | - | \$398 |
| 4 foot run | 946-515 | 12 | Yes | Yes | Yes | - | - | Yes | Yes | Yes | Yes | \$466 |
| 10 foot run | 946-516 | 15 | Yes | Yes | Yes | - | - | Yes | Yes | Yes | Yes | \$594 |
| Kit includes: • AstroCap™ • 2', 4' or 10' of 2 flex 4" x 6-7/8" coaxial liner • Wall thimble • Screws • Tube of high temperature sealant • Spacer springs • Instruction sheet (As an alternative, use the Rigid Pipe Adapter & Approved Rigid Pipe Vent Systems - See Manual) | | | | | | | | | | | | |
| IF INSTALLING THROUGH VINYL SIDING | Part no. | Weight | G600/G800 | G800EH/G800P | B36 | B41 | G1200P | P33/E/CE | P36/P36D | P36E | P90E | Suggested Retail |
| AstroCap™ vinyl siding standoff | 946-206 | 1 | Yes | Yes | - | - | - | Yes | Yes | Yes | Yes | \$59 |
| Required ONLY on homes with vinyl siding. | | | | | | | | | | | | |

All prices are in U.S. dollars.
 Prices subject to change without notice.
 There is a 20% restocking charge.

| OPTIONAL VENTING ACCESSORIES (4" x 6-5/8" VENT) | Part no. | Weight | G600/G800 | G800EH/G800P | B36 | B41 | G1200P | P33/E/CE | P36/P36D | P36E | P90E | Suggested Retail |
|---|-----------|--------|-----------|--------------|-----|-----|--------|----------|----------|------|------|------------------|
|  Horizontal vent guard For AstroCap™ and Simpson Dura-Vent caps only. | 946-506/P | 9 | Yes | Yes | Yes | Yes | Yes | Yes | Yes | Yes | Yes | \$212 |
|  AstroCap™ Horizontal Termination | 946-523/P | 4 | Yes | Yes | Yes | - | - | Yes | Yes | Yes | Yes | \$313 |
|  Riser vent terminal The Riser vent terminal is an optional vent termination that allows closer clearance to grade. | 640-530/P | 7 | Yes | Yes | Yes | - | - | Yes | Yes | Yes | Yes | \$414 |
| Vinyl siding standoff for 640-530/P Required ONLY on homes with vinyl siding. | 946-205 | 4 | Yes | Yes | Yes | - | - | Yes | Yes | Yes | Yes | \$138 |
| Vent guard for 640-530/P - 2-4 wk lead time | 946-208/P | 5 | Yes | Yes | Yes | - | - | Yes | Yes | Yes | Yes | \$207 |
| Mill Pac Blk 90 ml/ Hi Temp Seal | 948-128 | 1 | Yes | Yes | Yes | Yes | Yes | Yes | Yes | Yes | Yes | NetDealerOnly |
| Mill Pac Blk 300 ml/ Hi Temp Seal | 948-143 | 1 | Yes | Yes | Yes | Yes | Yes | Yes | Yes | Yes | Yes | NetDealerOnly |
| HEARTH MOUNTED (COAXIAL TO COLINEAR) | | | | | | | | | | | | |
|  Co-linear vertical termination cap & flashing | 946-529 | 7 | Yes | Yes | Yes | - | - | Yes | Yes | Yes | - | \$292 |
|  3" X 35" Flex chimney liner | 948-305 | 11 | Yes | Yes | Yes | - | - | Yes | Yes | Yes | - | \$217 |
| Coaxial-to-colinear adapter kit | 946-563 | 6 | Yes | Yes | Yes | - | - | Yes | Yes | Yes | - | \$207 |

| SIMPSON DURAVENT PRO VENTING (4" x 6-5/8") | Part no. | Weight | G600/G800 | G800EH/G800P | B36 | B41 | G1200P | P33/E/CE | P36/P36D | P36E | P90E | Suggested Retail |
|--|------------|--------|-----------|--------------|-----|-----|--------|----------|----------|------|------|------------------|
|  Rigid Pipe Adapter Required ONLY when using rigid pipe (See manual for Approved Rigid Pipe Vent Systems). | 510-994 | 3 | Yes | Yes | - | - | - | Yes | Yes | Yes | Yes | \$101 |
| RIGID VENT PIPE | | | | | | | | | | | | |
| 6" length (Black) | 46DVA-06B | 2 | Yes | Yes | Yes | - | - | Yes | Yes | Yes | Yes | \$108 |
| 9" length (Black) - 2-4 wk lead time | 46DVA-09B | 2 | - | - | - | - | - | Yes | Yes | Yes | Yes | \$107 |
| 12" length (Galvanized) | 46DVA-12 | 3 | Yes | Yes | Yes | - | - | Yes | Yes | Yes | Yes | \$80 |
| 12" length (Black) | 46DVA-12B | 3 | Yes | Yes | Yes | - | - | Yes | Yes | Yes | Yes | \$119 |
| 18" length (Galvanized) | 46DVA-18 | 3 | Yes | Yes | Yes | - | - | Yes | Yes | Yes | Yes | \$96 |
| 18" length (Black) - 2-4 wk lead time | 46DVA-18B | 3 | Yes | Yes | Yes | - | - | Yes | Yes | Yes | Yes | \$134 |
| 24" length (Galvanized) | 46DVA-24 | 4 | - | - | - | - | - | Yes | Yes | Yes | Yes | \$110 |
| 24" length (Black) | 46DVA-24B | 5 | - | - | - | - | - | Yes | Yes | Yes | Yes | \$154 |
| 36" length (Galvanized) | 46DVA-36 | 7 | Yes | Yes | Yes | - | - | Yes | Yes | Yes | Yes | \$134 |
| 36" length (Black) | 46DVA-36B | 7 | Yes | Yes | Yes | - | - | Yes | Yes | Yes | Yes | \$188 |
| 48" length (Galvanized) | 46DVA-48 | 8 | Yes | Yes | Yes | - | - | Yes | Yes | Yes | Yes | \$160 |
| 48" length (Black) | 46DVA-48B | 8 | Yes | Yes | Yes | - | - | Yes | Yes | Yes | Yes | \$225 |
| 60" length (Galvanized) | 46DVA-60 | 10 | Yes | Yes | Yes | - | - | Yes | Yes | Yes | Yes | \$214 |
| 60" length (Black) - 2-4 wk lead time | 46DVA-60B | 10 | Yes | Yes | Yes | - | - | Yes | Yes | Yes | Yes | \$299 |
| Pipe Extension Galv. 8-1/2" | 46DVA-08A | 1 | Yes | Yes | Yes | - | - | Yes | Yes | Yes | Yes | \$60 |
| Pipe Extension Black 8-1/2" | 46DVA-08AB | 2 | Yes | Yes | Yes | - | - | Yes | Yes | Yes | Yes | \$92 |
| Pipe Extension Galv. 16" | 46DVA-16A | 3 | Yes | Yes | Yes | - | - | Yes | Yes | Yes | Yes | \$71 |
| Pipe Extension Black 16" | 46DVA-16AB | 3 | Yes | Yes | Yes | - | - | Yes | Yes | Yes | Yes | \$105 |
| RIGID VENT ELBOWS | | | | | | | | | | | | |
| 45" (Galvanized) | 46DVA-E45 | 2 | Yes | Yes | Yes | - | - | Yes | Yes | Yes | Yes | \$109 |
| 45" (Black) - 2-4 wk lead time | 46DVA-E45B | 2 | Yes | Yes | Yes | - | - | Yes | Yes | Yes | Yes | \$142 |
| 90" (Galvanized) | 46DVA-E90 | 3 | Yes | Yes | Yes | - | - | Yes | Yes | Yes | Yes | \$127 |
| 90" (Black) | 46DVA-E90B | 3 | Yes | Yes | Yes | - | - | Yes | Yes | Yes | Yes | \$166 |
| TERMINATION CAPS | | | | | | | | | | | | |
| High wind vertical termination cap | 46DVA-VCH | 4 | Yes | Yes | Yes | - | - | Yes | Yes | Yes | Yes | \$181 |
| Vertical Termination Cap | 46DVA-VC | 2 | Yes | Yes | Yes | - | - | Yes | Yes | Yes | Yes | \$214 |
| Horizontal high wind termination cap | 46DVA-HC | 4 | Yes | Yes | Yes | - | - | Yes | Yes | Yes | Yes | \$448 |

| | | | | | | | | | | | | |
|--|-------------|----|-----|-----|-----|---|---|-----|-----|-----|-----|---------|
| SNORKELS | | | | | | | | | | | | |
| 14" Rise Termination Cap - 2-4 wk lead time | 46DVA-SNK14 | 12 | Yes | Yes | Yes | - | - | Yes | Yes | Yes | Yes | \$1,196 |
| FLASHINGS | | | | | | | | | | | | |
| Adjustable Roof Flashing 0/12 — 6/12 | 46DVA-F6 | 4 | Yes | Yes | Yes | - | - | Yes | Yes | Yes | Yes | \$77 |
| Flat Roof Flashing - 2-4 wk lead time | 46DVA-FF | 3 | Yes | Yes | Yes | - | - | Yes | Yes | Yes | Yes | \$117 |
| Steep Roof Flashing 7/12 — 12/12 | 46DVA-F12 | 3 | Yes | Yes | Yes | - | - | Yes | Yes | Yes | Yes | \$146 |
| OTHER | | | | | | | | | | | | |
| Ceiling Firestop | 46DVA-FS | 1 | Yes | Yes | Yes | - | - | Yes | Yes | Yes | Yes | \$26 |
| 3" Co-linear Adapter (For use w/ 46DVA-VC or *VCH) | 46DVA-GK | 6 | Yes | Yes | Yes | - | - | Yes | Yes | Yes | - | \$376 |
| Storm Collar | 46DVA-SC | 1 | Yes | Yes | Yes | - | - | Yes | Yes | Yes | Yes | \$22 |
| Vinyl Siding Standoff - 2-4 wk lead time | 46DVA-VSS | 5 | Yes | Yes | Yes | - | - | Yes | Yes | Yes | Yes | \$145 |
| Wall Strap | 46DVA-WS | 1 | Yes | Yes | Yes | - | - | Yes | Yes | Yes | Yes | \$48 |
| Attic Insulation Shield | 46DVA-IS | 6 | Yes | Yes | Yes | - | - | Yes | Yes | Yes | Yes | \$193 |
| Wall Thimble | 46DVA-WT | 3 | Yes | Yes | Yes | - | - | Yes | Yes | Yes | Yes | \$110 |

| UNIT VENTING INFORMATION | | B36 | B41 | G1200P |
|--------------------------|--|---|-------------|---------|
| Vent Size (Top) | | 5" x 8" *Reduce down to 4" x 6- ³ / ₈ " | 5" x 8" | 5" x 8" |
| Vent Size (Rear) | | 5" x 8" | 5" x 8" | |
| Vent Type | | DV | DV | DV |
| Vent Location | | Top or Rear | Top or Rear | Top |

VENTING OPTIONS FOR UNITS WITH 5" x 8" VENT

| VERTICAL FLEX VENTING KITS (5" x 8") | Part no. | Weight | B36 | B41 | G1200P | Suggested Retail |
|---|----------|--------|-----|-----|--------|------------------|
| 5x8 Vertical Flex Kit 20 Ft. | 946-772 | 41 | - | Yes | Yes | \$1,252 |
| 5x8 Vertical Flex Extension Kit | 946-769 | 24 | - | Yes | Yes | \$642 |
| 5x8 Vertical Flex Additional Floor Kit | 946-770 | 8 | - | Yes | Yes | \$191 |
| 5x8 Flex to Flex Adaptor | 946-771 | 3 | - | Yes | Yes | \$148 |
| <p>Vertical Flex Kit Includes: 20ft. Flex Pipe with 10 Spacers (inner & outer pipe), 3 Wall Straps, Ceiling Firestop, Firestop Spacer, Brackets, Flex to Rigid Adaptor, Roof Support, 36 in. Rigid DuraVent Pipe, Storm Collar, High Wind Termination Cap, Hardware, Instruction Sheet.</p> <p>Vertical Flex Extension Kit Includes: 20ft. Flex Pipe with 10 Spacers (inner & outer pipe), 3 Wall Straps, Flex to Flex Adaptor, Hardware, Instruction Sheet.</p> <p>Additional Floor Kit Includes: Ceiling Firestop, Firestop Spacer (to prevent debris from falling into the firestop).</p> | | | | | | |

ASTROCAP™ VENTING (5" x 8")

| HORIZONTAL FLEX VENT | Part no. | Weight | B36 | B41 | G1200P | Suggested Retail | |
|---|-------------|---------|-----|-----|--------|------------------|-------|
| MUST CHOOSE ONE | | | | | | | |
| | 4 foot run | 946-615 | 14 | Yes | Yes | Yes | \$902 |
| | 6 foot run | 946-618 | 8 | - | Yes | Yes | \$965 |
| | 10 foot run | 946-616 | 20 | - | Yes | Yes | \$990 |
| <p>Kit includes: • AstroCapXL™ • 4' or 6' or 10' of Z flex 5" x 8" coaxial liner • Vinyl siding standoff • Wall thimble • Screws • Tube of high temperature sealant • Spacer springs • Instruction sheet (As an alternative, use the Approved Rigid Pipe Vent Systems - See Manual)</p> | | | | | | | |
| Horizontal vent guard - 2-4 wk lead time | 946-604/P | 8 | Yes | Yes | Yes | \$217 | |
| This Vent Guard is required when the AstroCapXL™ is installed above grade at 7 feet or lower. | | | | | | | |

IF INSTALLING THROUGH VINYL SIDING

| | | | | | | | |
|----------------------------------|---|----------|-----|-----|-----|-------|-------|
| | AstroCapXL™ Vinyl siding standoff | 946-625 | 1 | Yes | Yes | Yes | \$75 |
| | Required ONLY on homes with vinyl siding. NOTE: Already included with AstroCap 5" x 8" Flex Vent Kits | | | | | | |
| | Wall Thimble - 2-4 wk lead time | 58DVA-WT | 5 | Yes | Yes | Yes | \$149 |
| Wall Firestop - 2-4 wk lead time | 58DVA-WFS | 3 | Yes | Yes | Yes | \$141 | |

OPTIONAL VENTING ACCESSORIES (5" x 8" VENT)


| | Part no. | Weight | B36 | B41 | G1200P | Suggested Retail |
|--|-----------|--------|-----|-----|--------|------------------|
| AstroCapXL Rear Vent Kit - 2-4 wk lead time | 946-612 | 17 | Yes | Yes | - | \$854 |
| <p>Designed for a minimum vent configuration when using a Rear Vent application with a Horizontal termination in a Corner Installation Kit Includes: • AstroCapXL (946-623/P) • Rigid Pipe Adaptor (770-994) • Vinyl siding standoff (946-625) • Wall thimble (58DVA-WT) • 6" galvanized rigid pipe (58DVA-06) • 8-1/2" galvanized pipe extension (58DVA-08A) • 45° galvanized elbow (58DVA-E45) • 90ml MillPac (948-128)</p> | | | | | | |
| AstroCap™ XL Horizontal Termination | 946-623/P | 4 | Yes | Yes | Yes | \$339 |
| Mill Pac Blk 90 ml Hi Temp Seal | 948-128 | 1 | Yes | Yes | Yes | NetDealerOnly |
| Mill Pac Blk 300 ml Hi Temp Seal | 948-143 | 1 | Yes | Yes | Yes | NetDealerOnly |

All prices are in U.S. dollars.
 Prices subject to change without notice.
 There is a 20% restocking charge.



Regency Contemporary Gas Fireplaces

| VENTING COMPONENTS | |
|-----------------------------------|----------------|
| | Gas Fireplaces |
| 2025 Suggested Retail Price - USA | |

| SIMPSON DURAVENT PRO VENTING (5" x 8") | | Part no. | Weight | B36 | B41 | G1200P | Suggested Retail |
|--|---|-------------|--------|-----|-----|--------|------------------|
| <i>IF VENTING WITH DURAVENT PRO - MUST CHOOSE</i> | | | | | | | |
|  | Rigid Pipe Adapter | 770-994 | 3 | Yes | Yes | Yes | \$127 |
| Required ONLY when using rigid pipe (See manual for Approved Rigid Pipe Vent Systems). | | | | | | | |
| RIGID VENT PIPE <i>MUST CHOOSE ONE</i> | | | | | | | |
| | 6" length (Galvanized) - 2-4 wk lead time | 58DVA-06 | 2 | Yes | Yes | Yes | \$72 |
| | 9" length (Galvanized) - 2-4 wk lead time | 58DVA-09 | 2 | Yes | Yes | Yes | \$82 |
| | 12" length (Galvanized) | 58DVA-12 | 3 | Yes | Yes | Yes | \$95 |
| | 18" length (Galvanized) - 2-4 wk lead time | 58DVA-18 | 5 | Yes | Yes | Yes | \$112 |
| | 24" length (Galvanized) | 58DVA-24 | 5 | Yes | Yes | Yes | \$129 |
| | 36" length (Galvanized) | 58DVA-36 | 7 | Yes | Yes | Yes | \$158 |
| | 48" length (Galvanized) | 58DVA-48 | 10 | - | Yes | Yes | \$189 |
| | 60" length (Galvanized) | 58DVA-60 | 10 | - | Yes | Yes | \$251 |
| | Pipe Extension Galv. 8-1/2" - 2-4 wk lead time | 58DVA-08A | 2 | Yes | Yes | Yes | \$70 |
| | Pipe Extension Galv. 16" | 58DVA-16A | 5 | Yes | Yes | Yes | \$89 |
| RIGID VENT ELBOWS | | | | | | | |
| | 45° (Galvanized) | 58DVA-E45 | 2 | Yes | Yes | Yes | \$132 |
| | 90° (Galvanized) | 58DVA-E90 | 3 | Yes | Yes | Yes | \$155 |
| TERMINATION CAPS | | | | | | | |
| | High wind vertical termination cap | 58DVA-VCH | 3 | - | Yes | Yes | \$215 |
| SNORKELS | | | | | | | |
| | 14" Rise Termination Cap - 2-4 wk lead time | 58DVA-SNK14 | 11 | Yes | Yes | Yes | \$1,316 |
| FLASHINGS | | | | | | | |
| | Adjustable Roof Flashing 0/12 — 6/12 - 2-4 wk lead time | 58DVA-F6 | 3 | Yes | Yes | Yes | \$143 |
| | Steep Roof Flashing 7/12 — 12/12 | 58DVA-F12 | 4 | Yes | Yes | Yes | \$253 |
| OTHER VENTING COMPONENTS | | | | | | | |
| | Ceiling Firestop | 58DVA-FS | 1 | - | Yes | Yes | \$33 |
| | Storm Collar | 58DVA-SC | 1 | - | Yes | Yes | \$37 |
| | Vinyl Siding Standoff - 2-4 wk lead time | 58DVA-VSS | 5 | Yes | Yes | Yes | \$225 |
| | Wall Thimble - 2-4 wk lead time | 58DVA-WT | 5 | Yes | Yes | Yes | \$149 |
| | Attic Insulation Shield | 58DVA-IS | 9 | Yes | Yes | Yes | \$242 |
| | Wall Firestop - 2-4 wk lead time | 58DVA-WFS | 3 | Yes | Yes | Yes | \$141 |

All prices are in U.S. dollars.
 Prices subject to change without notice.
 There is a 20% restocking charge.

© 2026 Fireplace Products U.S. Inc.

Gas Fireplaces - 12
 Effective: January 5, 2026
 Printed: Dec 22, 2025 - E. & O.E.

TABLE OF CONTENTS

2026 USA Retail Pricing for:

CONTEMPORARY GAS FIREPLACES

| | |
|---------------------------------|-------------|
| Gas Efficiency Table | 2 |
| Glass Viewing Area | 3 |
| Crystal & Firebead Chart | 23 |
| Regency Horizon™ Gas Fireplaces | |
| HZ40E | 24 |
| U900E | 25 |
| U1500E | 26 |
| HZ54E | 27 |
| Common Accessories | 28 |
| Venting Components | 28 29 30 31 |

GLASS CRYSTALS/FIREBEADS INSTALLATION ON BURNER

SEE UNIT MANUAL FOR DETAILED INSTALLATION INSTRUCTIONS

Spread the media evenly over the burner. Ensure the media does not overlap excessively as this will affect the flame pattern.

IMPORTANT NOTE:

Only the supplied approved media are to be used with these fireplaces. Use of any other type of media can alter the unit's performance. Any damage caused by the use of any unapproved media will not be covered under the warranty. When using Ceramic Spa or Volcanic Stones DO NOT cover burner ports or pilot light that lead to the pilot flame.

| BURNER PACKAGES | | | |
|-----------------|-----------------|------------|--|
| UNIT | GLASS CRYSTALS* | FIREBEADS* | STONES - SPA / CERAMIC / VOLCANIC* |
| HZ40E | 2 LBS | 3 LBS | 1.5 LBS GLASS + 30 SPA STONES |
| | | | 1.5 LBS GLASS + 25 VOLCANIC STONES |
| | | | 2 LBS FIREBEADS + 30 SPA STONES |
| | | | 2 LBS FIREBEADS + 25 VOLCANIC STONES |
| HZ54E | 3 LBS | 4 LBS | 1 LB GLASS + 2 PACKAGES OF SPA STONES |
| | | | 2 LBS GLASS + 35 SPA STONES |
| | | | 2 LBS GLASS + 40 VOLCANIC STONES |
| | | | 3 LB FIREBEADS + 2 PACKAGES OF SPA STONES |
| HRI3E | 4 LBS** | 4 LBS** | 3 LBS FIREBEADS + 40 VOLCANIC STONES |
| | | | 4 LBS GLASS or FIREBEADS + 1 PACKAGE OF SPA STONES |
| | | | 4 LBS GLASS or FIREBEADS + 26 VOLCANIC STONES |
| HRI4E | 8 LBS** | 8 LBS** | 4 LBS GLASS + 1 BAG OF PEBBLES |
| | | | 7 LBS GLASS + 1 PACKAGE OF SPA STONES |
| | | | 4 LBS GLASS + 26 VOLCANIC STONES |
| | | | 8 LBS GLASS + 1 PACKAGE OF SPA STONES |
| HRI6E | 11 LBS** | 11 LBS** | 8 LBS GLASS + 26 VOLCANIC STONES |
| | | | 10 LBS GLASS + 1 PACKAGE OF SPA STONES |
| | | | 8 LBS GLASS + 40 VOLCANIC STONES |
| | | | 8 LBS GLASS + 30 CERAMIC STONES |
| | | | 11 LBS FIREBEADS + 1 PACKAGE OF SPA STONES |
| | | | 11 LBS FIREBEADS + 40 VOLCANIC STONES |
| | | | 11 LBS FIREBEADS + 30 CERAMIC STONES |

GLASS CRYSTALS/FIREBEADS INSTALLATION AROUND THE BURNER (FIREBOX FLOOR)

| BURNER PACKAGES | | | |
|-----------------|-----------------|------------|--|
| UNIT | GLASS CRYSTALS* | FIREBEADS* | PEBBLES* |
| HZ40E | 5 LBS | 5 LBS | 2 packages (6 x bags pebbles) |
| HZ54E | 6 LBS | 9 LBS | 2 packages (6 x bags pebbles) |
| HRI4E | 8 LBS** | 8 LBS** | 1 package (3 x bags pebbles) |
| HRI6E | 11 LBS** | 11 LBS** | 3 packages (ONLY USE 5 x bags pebbles) |

*Not supplied with the unit. Must be purchased separately - see quantities above.

**Spread evenly over the burner & firebox floor

Glass Crystals and Firebeads are available in 1 lb and 5 lb bags


All prices are in U.S. dollars.

Prices subject to change without notice.






There is a 20% restocking charge.





© 2026 Fireplace Products U.S. Inc.

Effective: January 5, 2026
Printed: Dec 22, 2025 - E. & O.E.

| BASIC EQUIPMENT | | Part no. | Weight | Suggested Retail |
|---|--|------------|--------|------------------|
| BODY | | | | |
|  | Natural Gas Unit | HZ40E-NG11 | 250 | \$3,747 |
| | Propane Unit | HZ40E-LP11 | 264 | \$3,747 |
| | <ul style="list-style-type: none"> • HZ40E : 26 000 BTU turn down to 18 000 BTU (NG) & 25 500 BTU turn down to 21 000 BTU (LP) • HZ40E : NG efficiency 69.70%; LP efficiency 72.03% • Electronic Ignition (includes SureFire™ switch) & Proflame I remote with 5 Sec FFRT • Standard unit includes: body, ceramic glass, 30 inch burner, 4"x 6-3/4", 45° direct vent, non-combustible board, safety screen and GTMF Remote. <p><i>This unit requires non-combustible facing. Please see Spec Sheet or Install Manual for complete details.</i></p> <p>Check www.regencyignite.com for the latest instruction manual</p> | | | |

| SAMPLE PRICING: | | Suggested Retail |
|--|--|------------------|
| HZ40E (NG) with Black Inner Door Frame, 2 lbs of black reflective crystals | | \$3,859 |
| HZ40E (LP) with Black Inner Door Frame, 2 lbs of black reflective crystals | | \$3,859 |

| REQUIRED EQUIPMENT | | Part no. | Weight | Suggested Retail |
|---|--|----------|--------|------------------|
| INNER DOOR FRAME (FOR CLEAN EDGE FINISH AND OUTER FACEPLATE DESIGN) | | | | |
| MUST CHOOSE ONE | | | | |
|  | Black | 258-964 | 6 | \$82 |
| | Stainless Steel (Brushed) | 258-967 | 5 | \$151 |
| Inner Door Frame Dimensions: 39-1/16" W x 15-1/4" H. | | | | |
| CRYSTALS (FOR BUNER OR FIREBOX FLOOR) | | | | |
| MUST CHOOSE EITHER CRYSTALS OR FIREBEADS | | | | |
| 5 LB BAG | | | | |
| MUST CHOOSE ONE BAG | | | | |
|  | Black Reflective Crystals | 946-775 | 5 | \$50 |
| | Copper Crystals | 946-776 | 5 | \$50 |
| | Starfire Crystals | 946-777 | 5 | \$50 |
| 1 LB BAG | | | | |
| MUST CHOOSE TWO BAGS | | | | |
|  | Black Reflective Crystals | 946-675 | 1 | \$15 |
| | Copper Crystals | 946-676 | 1 | \$15 |
| | Starfire Crystals | 946-677 | 1 | \$15 |
| 2 lb required for the burner. 5 lbs needed to be placed around the burner. | | | | |
| FIREBEADS (FOR BUNER OR FIREBOX FLOOR) | | | | |
| MUST CHOOSE EITHER CRYSTALS OR FIREBEADS | | | | |
| 5 LB BAG | | | | |
| MUST CHOOSE ONE BAG | | | | |
|  | Black Firebeads | 946-739 | 5 | \$47 |
| | Caramel Luster Firebeads (Light Brown) | 946-742 | 5 | \$47 |
| | Glacier Ice Firebeads (Clear White) | 946-741 | 5 | \$47 |
| 1 LB BAG | | | | |
| MUST CHOOSE THREE BAGS | | | | |
|  | Black Firebeads | 946-735 | 1 | \$15 |
| | Caramel Luster Firebeads (Light Brown) | 946-738 | 1 | \$15 |
| | Glacier Ice Firebeads (Clear White) | 946-737 | 1 | \$15 |
| 3 lb required for burner, 5 lbs needed to be placed around the burner | | | | |

| ACCESSORIES | | Part No. | Weight | Suggested Retail | |
|--|--|----------|-----------|------------------|-------|
| FACEPLATE - OUTER FACEPLATE DESIGN | | | | | |
| REQUIRES INNER DOOR FRAME | | | | | |
|  | Black | 256-934 | 8 | \$457 | |
| | Stainless Steel (Brushed) | 256-937 | 8 | \$757 | |
| Faceplate Dimensions: 43-1/16" W x 20-9/16" H | | | | | |
| VERONA FACEPLATE - 4 PIECE DESIGN | | | | | |
| REQUIRES INNER DOOR FRAME | | | | | |
|  | Black | 258-954 | 11 | \$784 | |
| | Stainless Steel (Brushed) | 258-957 | 11 | \$1,142 | |
| Faceplate Dimensions: 44" W x 20-7/8" H. | | | | | |
| VERONA GLASS SURROUNDS - 4 PIECE DESIGN | | | | | |
| REQUIRES INNER DOOR FRAME | | | | | |
|  | Pure Black | 256-951 | 21 | \$1,130 | |
| | Surround Dimensions: 44" W x 20-7/8" H | | | | |
| BLOWER | | | | | |
| Remote operated variable speed blower | | | | | |
| | | 258-917 | 9 | \$405 | |
| Includes thermostatic operation with fan control module controller using GTMF remote | | | | | |
| REFLECTIVE PANELS | | | | | |
| Black Enamel Inner Reflective Panels | | | | | |
| | | 256-908 | 15 | \$369 | |
| 3-Sided contemporary panels for enhanced fire & modern styling. | | | | | |
| FRAMING | | | | | |
| Steel Stud Framing Kit - RECOMMENDED | | | | | |
| | | 258-900 | 20 | \$256 | |
| See manual for details | | | | | |
| LOG SET (FOR HZ40E BURNER) | | | | | |
|  | Ceramic Driftwood Log Set | | 256-930/P | 13 | \$515 |
| | Create a coastal look for your HZ40E with a 7-piece ceramic driftwood log set. ***Requires 1.5 Lbs Crystals or Beads*** If crystals or beads previously installed, remove 0.5 or 1.5 Lbs from burner. | | | | |

More Accessories & Venting Components at the end of this Section

All prices are in U.S. dollars.
Prices subject to change without notice.
There is a 20% restocking charge.

Regency Ultimate™ Gas Fireplaces

2025 Suggested Retail Price - USA



| BASIC EQUIPMENT | Part no. | Weight | Suggested Retail | |
|-----------------|--|------------|------------------|-----------|
| BODY | | | | |
| | Natural Gas Unit | U900E-NG11 | 274 | \$4,820 |
| | Propane Unit | U900E-LP11 | 274 | \$4,820 |
| | Non-Combustible Board (REQUIRED) | 636-936 | 17 | No Charge |
| | <ul style="list-style-type: none"> • U900E : 34 000 BTU turn down to 23 500 BTU (NG) & 31 500 BTU turn down to 25 000 BTU (LP) • U900E : NG efficiency 73.31%; LP efficiency 73.77% • Electronic Ignition (includes SureFire™ switch) & Proflame II remote with 5 Sec FFRT • Standard unit includes: body, ceramic glass, glowing linear emberbed with logs, enamel panels, blower, 4"x 6-½" top vent and safety screen <p><i>This unit requires non-combustible facing. Please see Spec Sheet or Install Manual for complete details.</i></p> <p>Check www.regencyignite.com for the latest instruction manual</p> | | | |

| SAMPLE PRICING: | Suggested Retail |
|--|------------------|
| U900E (NG) with Black Inner Door Frame | \$5,037 |
| U900E (LP) with Black Inner Door Frame | \$5,037 |

| REQUIRED EQUIPMENT | Part no. | Weight | Suggested Retail | |
|--|---|---------|------------------|---------|
| INNER DOOR FRAME (FOR CLEAN EDGE FINISH) | | | | |
| | Black | 636-914 | 8 | \$217 |
| Inner Door Frame Dimensions: 39-1/16" W x 15-1/4" H. | | | | |
| FACEPLATE - OUTER FACEPLATE DESIGN | | | | |
| | Black faceplate & inner door frame | 636-924 | 16 | \$320 |
| Faceplate Dimensions: 43-1/16" W x 20-9/16" H | | | | |
| GLASS SURROUND - 4 PIECE DESIGN | | | | |
| | Pure Black & Glossy inner door frame | 636-951 | 31 | \$1,143 |
| Surround Dimensions: 47" W x 25-1/4" H | | | | |

| ACCESSORIES | Part No. | Weight | Suggested Retail | |
|--|---|---------|------------------|-------|
| FINISHING TRIM (FOR CLEAN FACE) | | | | |
| | Finishing trim for clean face design | 467-928 | 7 | \$155 |
| See manual for details | | | | |
| FRAMING | | | | |
| | Steel Stud Framing Kit - RECOMMENDED | 467-900 | 18 | \$248 |
| See manual for details | | | | |
| HEATWAVE DISTRIBUTION | | | | |
| | Heatwave Kit | 946-753 | 24 | \$779 |
| Venting Components at the end of this Section | | | | |

All prices are in U.S. dollars.
Prices subject to change without notice.
There is a 20% restocking charge.

© 2026 Fireplace Products U.S. Inc.

Gas Fireplaces - 25
Effective: January 5, 2026
Printed: Dec 22, 2025 - E. & O.E.

Regency Ultimate™ Gas Fireplaces

2025 Suggested Retail Price - USA



| BASIC EQUIPMENT | | Part no. | Weight | Suggested Retail |
|-----------------|---|-------------|--------|------------------|
| BODY | | | | |
| | Natural Gas Unit | U1500E-NG11 | 360 | \$5,625 |
| | LP Conversion Kit for U1500E-NG11 | 676-977 | 1 | \$98 |
| | Non-Combustible Board (REQUIRED) | 676-936 | 23 | No Charge |
| | <ul style="list-style-type: none"> • U1500E : 43 000 BTU turn down to 29 000 BTU (NG) & 42 000 BTU turn down to 33 500 BTU (LP) • U1500E : NG efficiency 73.72%; LP efficiency 74.67% • Electronic Ignition (includes SureFire™ switch) & Proflame II remote with 5 Sec FFRT • Standard unit includes: body, ceramic glass, glowing linear emberbed with logs, enamel panels, blower, 5"x 8" top vent and safety screen <p><i>This unit requires non-combustible facing. Please see Spec Sheet or Install Manual for complete details.</i> Check www.regencyignite.com for the latest instruction manual</p> | | | |

| SAMPLE PRICING: | | Suggested Retail |
|---|--|------------------|
| U1500E (NG) with Black Inner Door Frame | | \$5,842 |
| U1500E (LP) with Black Inner Door Frame | | \$5,940 |

| REQUIRED EQUIPMENT | | Part no. | Weight | Suggested Retail |
|---|---|------------------------|--------|------------------|
| INNER DOOR FRAME (FOR CLEAN EDGE FINISH) | | MUST CHOOSE ONE | | |
| | Black | 676-922 | 8 | \$217 |
| | Inner Door Frame Dimensions: 49 8/9" W x 18" H | | | |
| FACEPLATE - OUTER FACEPLATE DESIGN | | | | |
| | Black faceplate & inner door frame | 676-938 | 20 | \$342 |
| | Faceplate Dimensions: 53-1/2" W x 21-3/4" H | | | |
| GLASS SURROUND - 4 PIECE DESIGN | | | | |
| | Pure Black & Glossy inner door frame | 676-951 | 37 | \$1,195 |
| | Surround Dimensions: 57-1/2" W x 25-3/4" H | | | |

| ACCESSORIES | | Part No. | Weight | Suggested Retail |
|--|---|----------------------------------|--------|------------------|
| FINISHING TRIM (FOR CLEAN FACE) | | REQUIRES INNER DOOR FRAME | | |
| | Finishing trim for clean face design | 606-928 | 9 | \$162 |
| | See manual for details | | | |
| FRAMING | | | | |
| | Steel Stud Framing Kit - RECOMMENDED | 676-900 | 21 | \$251 |
| | See manual for details | | | |
| Venting Components at the end of this Section | | | | |

All prices are in U.S. dollars.
Prices subject to change without notice.
There is a 20% restocking charge.

© 2026 Fireplace Products U.S. Inc.


Gas Fireplaces - 26
Effective: January 5, 2026
Printed: Dec 22, 2025 - E. & O.E.






Regency Horizon™ Gas Fireplaces

HZ54E
Contemporary Gas Fireplace

2025 Suggested Retail Price - USA

| BASIC EQUIPMENT | | Part no. | Weight | Suggested Retail |
|---|---|------------|--------|------------------|
| BODY | | | | |
|  | Natural Gas Unit | HZ54E-NG11 | 280 | \$3,747 |
| | Propane Unit | HZ54E-LP11 | 316 | \$3,747 |
| | Non-Combustible Board (required) | 476-936 | 24 | No Charge |
| | <ul style="list-style-type: none"> • HZ54E : 41 500 BTU turn down to 29 000 BTU (NG) & 37 000 BTU turn down to 30 000 BTU (LP) • HZ54E : NG efficiency 69.36%; LP efficiency 72.02% • Electronic Ignition (includes SureFire™ switch) & Proflame I remote with 5 Sec FFRT • Standard unit includes: body, ceramic glass, 39 inch burner, black firebox floor, On/Off wall control, 5" x 8" top vent, safety screen and GTMF remote. <p><i>This unit requires non-combustible facing (see below). Please see Spec Sheet or Install Manual for complete details.</i> Check www.regencyignite.com for the latest instruction manual</p> | | | |

| SAMPLE PRICING: | | Suggested Retail |
|--|--|------------------|
| HZ54E (NG) with Black Faceplate & Door Frame, 3 lbs of black reflective crystals | | \$4,170 |
| HZ54E (LP) with Black Faceplate & Door Frame, 3 lbs of black reflective crystals | | \$4,170 |

| REQUIRED EQUIPMENT | | Part no. | Weight | Suggested Retail |
|---|--|---|--------|------------------|
| FACEPLATE & DOOR FRAME - PERFECT EDGE DESIGN | | | | |
| | | MUST CHOOSE ONE | | |
| | Black | 478-924 | 20 | \$378 |
| | Stainless Steel (Brushed) | 478-927 | 19 | \$811 |
| Faceplate Dimensions: 56-11/16" W x 25-1/8" H | | | | |
| VERONA 54 GLASS SURROUNDS - 4 PIECE DESIGN (INCLUDES INNER DOOR FRAME) | | | | |
|  | Pure Black | 478-951 | 37 | \$1,231 |
| | Surround Dimensions: 58-9/16" W x 27-1/8" H. Inner door frame will match the color of the glass surround | | | |
| | | MUST CHOOSE EITHER CRYSTALS OR FIREBEADS | | |
| | | MUST CHOOSE ONE BAG | | |
|  | CRYSTALS (FOR BURNER OR FIREBOX FLOOR) | | | |
| | Black Reflective Crystals | 946-775 | 5 | \$50 |
| | Copper Crystals | 946-776 | 5 | \$50 |
| | Starfire Crystals | 946-777 | 5 | \$50 |
| | | MUST CHOOSE FOUR BAGS | | |
| | Black Reflective Crystals | 946-675 | 1 | \$15 |
| | Copper Crystals | 946-676 | 1 | \$15 |
| | Starfire Crystals | 946-677 | 1 | \$15 |
| 3 lb required for the burner. 6 lbs needed to be placed around the burner. | | | | |
| | | MUST CHOOSE EITHER CRYSTALS OR FIREBEADS | | |
| | | MUST CHOOSE TWO BAGS | | |
|  | FIREBEADS (FOR BURNER OR FIREBOX FLOOR) | | | |
| | Black Firebeads | 946-739 | 5 | \$47 |
| | Caramel Luster Firebeads (Light Brown) | 946-742 | 5 | \$47 |
| | Glacier Ice Firebeads (Clear White) | 946-741 | 5 | \$47 |
| | | MUST CHOOSE THREE BAGS | | |
| | Black Firebeads | 946-735 | 1 | \$15 |
| | Caramel Luster Firebeads (Light Brown) | 946-738 | 1 | \$15 |
| | Glacier Ice Firebeads (Clear White) | 946-737 | 1 | \$15 |
| 4 lb required for burner, 9 lbs needed to be placed around the burner | | | | |

| ACCESSORIES | | Part no. | Weight | Suggested Retail |
|--|---|-----------|--------|------------------|
| BLOWER | | | | |
| | Remote operated variable speed blower | 478-915 | 11 | \$427 |
| Includes thermostatic operation with fan control module, using GTMF remote | | | | |
| REFLECTIVE PANELS | | | | |
| | Black Enamel Inner Reflective Panels | 476-908 | 18 | \$370 |
| 3-Sided reflective panels accentuate the fire of the HZ54E. | | | | |
| FRAMING | | | | |
| | Steel Stud Framing Kit <i>RECOMMENDED</i> | 478-900 | 20 | \$225 |
| See Page 15 in the manual for details | | | | |
| LOG SET (FOR HZ54E BURNER) | | | | |
| | Ceramic Driftwood Log Set | 256-930/P | 13 | \$515 |
| Create a coastal look for your HZ54E with a 7-piece ceramic driftwood log set. ***Requires 2 Lbs Crystals or Beads*** If crystals or beads previously installed, remove 1 or 2 Lbs from burner. | | | | |
| More Accessories & Venting Components at the end of this Section | | | | |

All prices are in U.S. dollars.
 Prices subject to change without notice.
 There is a 20% restocking charge.

© 2026 Fireplace Products U.S. Inc.

Gas Fireplaces - 27
 Effective: January 5, 2026
 Printed: Dec 22, 2025 - E. & O.E.

| UNIT VENTING INFORMATION | | | | HZ40E | U900E | U1500E | HZ54E | | | |
|--|--|-----------|-------------|-------------|---------|---------|-------|--------|---------------|------------------|
| | Vent Size | | 4" x 6-3/4" | 4" x 6-3/4" | 5" x 8" | 5" x 8" | | | | |
| | Vent Type | | DV | DV | DV | DV | | | | |
| | Vent Location | | 45° | Top | Top | Top | | | | |
| ACCESSORIES | | | | Part no. | Weight | HZ40E | U900E | U1500E | HZ54E | Suggested Retail |
| | Ceramic Spa Stones | 946-674 | 2 | Yes | - | - | Yes | | \$318 | |
| | Slate Black & Gray Basalt Volcanic Stones | 946-710 | 16 | Yes | - | - | Yes | | \$65 | |
| | Ivory & Tan Basalt Volcanic Stones | 946-711 | 16 | Yes | - | - | Yes | | \$65 | |
| | Cover the Crystals with decorative volcanic basalt natural stones. | | | | | | | | | |
| | Natural River Pebbles | 946-672 | 6 | Yes | - | - | Yes | | \$50 | |
| Add Optional River Pebbles to the base of your firebox to accent the Fire. | | | | | | | | | | |
| | Remote Control Holders | 946-703 | 3 | Yes | Yes | Yes | Yes | | NetDealerOnly | |
| Shipped in a box of 15. White powder coated steel. Includes 2 Stainless Steel screws, if you choose to mount to a wall. Box can be displayed on your retail counter. Use in your showroom, sell them to customers, or use them as part of a promotion. | | | | | | | | | | |
| CONTROLS - FOR USE IN ADDITION OF SUPPLIED REMOTE | | | | Part no. | Weight | HZ40E | U900E | U1500E | HZ54E | Suggested Retail |
| | Basic wall thermostat | 911-138 | 1 | Yes | Yes | Yes | Yes | | \$64 | |
| Manual temperature setting. | | | | | | | | | | |
| | Programmable wall thermostat | 910-404/P | 1 | Yes | Yes | Yes | Yes | | \$250 | |
| 5 day weekday and 2 day weekend multi-cycle programming for optimum control. Allows up to 4 temperature settings per day to fine tune heating requirements. Its Energy Management Recovery (EMR) system automatically calculates when to begin raising and lowering the temperature to ensure the desired room temperature is reached at the appropriate setpoint times. | | | | | | | | | | |
| OPTIONAL HEAT MANAGEMENT ACCESSORIES | | | | Part no. | Weight | HZ40E | U900E | U1500E | HZ54E | Suggested Retail |
| | Heat Wave™ power duct system | 946-556 | 20 | Yes | Yes | Yes | Yes | | \$763 | |
| Enables quiet and effective heat transfer to adjacent rooms. Up to 2 Heat Wave Systems per fireplace. System includes: 20' x 6" flexible ducting, attachment collars, blower, floor/wall grille, wiring and switch. | | | | | | | | | | |
| VENTING OPTIONS FOR UNITS WITH 4" x 6-5/8" VENT | | | | | | | | | | |
| VERTICAL FLEX VENTING KITS (4" x 6-5/8") | | | | Part no. | Weight | HZ40E | U900E | U1500E | HZ54E | Suggested Retail |
| | Vertical Flex Venting Kit | 946-755 | 36 | Yes | Yes | - | - | | \$1,024 | |
| | Vertical Flex Extension Kit | 946-756 | 21 | Yes | Yes | - | - | | \$525 | |
| | Additional Floor Kit | 946-757 | 8 | Yes | Yes | - | - | | \$96 | |
| | Flex to Flex Adaptor - 2-4 wk lead time | 948-367/P | 2 | Yes | Yes | - | - | | \$106 | |
| Vertical Flex Kit Includes: 20ft. Flex Pipe with 10 Spacers (inner & outer pipe), 3 Wall Straps, Ceiling Firestop, Firestop Spacer, Brackets, Flex to Rigid Adaptor, Roof Support, 36 in. Rigid DuraVent Pipe, Storm Collar, High Wind Termination Cap, Hardware, Instruction Sheet. Vertical Flex Extension Kit Includes: 20ft. Flex Pipe with 10 Spacers (inner & outer pipe), 3 Wall Straps, Flex to Flex Adaptor, Hardware, Instruction Sheet. Additional Floor Kit Includes: Ceiling Firestop, Firestop Spacer (to prevent debris from falling into the firestop). | | | | | | | | | | |
| ASTROCAP™ HORIZONTAL FLEX VENTING KITS (4" x 6-5/8") | | | | Part no. | Weight | HZ40E | U900E | U1500E | HZ54E | Suggested Retail |
| | 2 foot run | 946-513 | 10 | Yes | Yes | - | - | | \$398 | |
| | 4 foot run | 946-515 | 12 | Yes | Yes | - | - | | \$466 | |
| | 10 foot run | 946-516 | 15 | Yes | Yes | - | - | | \$594 | |
| Kit includes: • AstroCap™ • 2', 4' or 10' of Z flex 4" x 6-7/8" coaxial liner • Wall thimble • Screws • Tube of high temperature sealant • Spacer springs • Instruction sheet (As an alternative, use the Rigid Pipe Adapter & Approved Rigid Pipe Vent Systems - See Manual) | | | | | | | | | | |
| IF INSTALLING THROUGH VINYL SIDING | | | | | | | | | | |
| | AstroCap™ vinyl siding standoff | 946-206 | 1 | Yes | Yes | - | - | | \$59 | |
| Required ONLY on homes with vinyl siding. | | | | | | | | | | |
| IF VENTING WITH RIGID PIPE | | | | | | | | | | |
| | Rigid Pipe Adapter | 510-994 | 3 | Yes | Yes | - | - | | \$101 | |
| Required ONLY when using rigid pipe (See manual for Approved Rigid Pipe Vent Systems). | | | | | | | | | | |
| OPTIONAL VENTING ACCESSORIES (4" x 6-5/8" VENT) | | | | | | | | | | |
| | Horizontal vent guard | 946-506/P | 9 | Yes | Yes | - | - | | \$212 | |
| For AstroCap™, AstroCap™ XL and Simpson Dura-Vent caps only. | | | | | | | | | | |
| | AstroCap™ Horizontal Termination | 946-523/P | 4 | Yes | Yes | - | - | | \$313 | |
| | Riser vent terminal | 640-530/P | 7 | Yes | Yes | - | - | | \$414 | |
| The Riser vent terminal is an optional vent termination that allows closer clearance to grade. | | | | | | | | | | |
| | Vinyl siding standoff for 640-530/P | 946-205 | 4 | Yes | Yes | - | - | | \$138 | |
| Required ONLY on homes with vinyl siding. | | | | | | | | | | |
| | Vent guard for 640-530/P - 2-4 wk lead time | 946-208/P | 5 | Yes | Yes | - | - | | \$207 | |
| | Mill Pac Blk 90 m I Hi Temp Seal | 948-128 | 1 | Yes | Yes | Yes | Yes | | NetDealerOnly | |
| | Mill Pac Blk 300 ml Hi Temp Seal | 948-143 | 1 | Yes | Yes | Yes | Yes | | NetDealerOnly | |
| HEARTH MOUNTED (COAXIAL TO COLINEAR) | | | | | | | | | | |
| | Co-linear vertical termination cap & flashing | 946-529 | 7 | Yes | Yes | - | - | | \$292 | |
| | 3" X 35' Flex chimney liner | 948-305 | 11 | Yes | Yes | - | - | | \$217 | |
| | Coaxial-to-colinear adapter kit | 946-563 | 6 | Yes | Yes | - | - | | \$207 | |

All prices are in U.S. dollars.

Prices subject to change without notice.

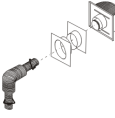


There is a 20% restocking charge.

Gas Fireplaces - 28

Effective: January 5, 2026

Printed: Dec 22, 2025 - E. & O.E.

| UNIT VENTING INFORMATION | | U1500E | HZ54E |
|--------------------------|--|---------|---------|
| Vent Size (Top) | | 5" x 8" | 5" x 8" |
| Vent Type | | DV | DV |
| Vent Location | | Top | Top |

| VENTING OPTIONS FOR UNITS WITH 5" x 8" VENT | | | | | | |
|---|---|---|--------|--------|-------|------------------|
| VERTICAL FLEX VENTING KITS (5" x 8") | | Part no. | Weight | U1500E | HZ54E | Suggested Retail |
| | 5x8 Vertical Flex Kit 20 Ft. | 946-772 | 41 | Yes | Yes | \$1,252 |
| | 5x8 Vertical Flex Extension Kit | 946-769 | 24 | Yes | Yes | \$642 |
| | 5x8 Vertical Flex Additional Floor Kit | 946-770 | 8 | Yes | Yes | \$191 |
| | 5x8 Flex to Flex Adaptor | 946-771 | 3 | Yes | Yes | \$148 |
| | Vertical Flex Kit Includes: 20ft. Flex Pipe with 10 Spacers (inner & outer pipe), 3 Wall Straps, Ceiling Firestop, Firestop Spacer, Brackets, Flex to Rigid Adaptor, Roof Support, 36 in. Rigid DuraVent Pipe, Storm Collar, High Wind Termination Cap, Hardware, Instruction Sheet. | | | | | |
| | Vertical Flex Extension Kit Includes: 20ft. Flex Pipe with 10 Spacers (inner & outer pipe), 3 Wall Straps, Flex to Flex Adaptor, Hardware, Instruction Sheet. | | | | | |
| | Additional Floor Kit Includes: Ceiling Firestop, Firestop Spacer (to prevent debris from falling into the firestop). | | | | | |
| ASTROCAP™ VENTING (5" x 8") | | Part no. | Weight | U1500E | HZ54E | Suggested Retail |
| IF VENTING WITH DURAVENT PRO - MUST CHOOSE | | | | | | |
| | Rigid Pipe Adapter | 770-994 | 3 | Yes | Yes | \$127 |
| | Required ONLY when using rigid pipe (See manual for Approved Rigid Pipe Vent Systems). | | | | | |
| HORIZONTAL FLEX VENT | | IF VENTING WITH REGENCY FLEX - MUST CHOOSE ONE | | | | |
|  | 4 foot run | 946-615 | 14 | Yes | Yes | \$902 |
| | 6 foot run | 946-618 | 8 | Yes | Yes | \$965 |
| | 10 foot run | 946-616 | 20 | Yes | Yes | \$990 |
| | Kit includes: • AstroCapXL™ • 4' or 6' or 10' of Z flex 5" x 8" coaxial liner • Vinyl siding standoff • Wall thimble • Screws • Tube of high temperature sealant • Spacer springs • Instruction sheet (As an alternative, use the Approved Rigid Pipe Vent Systems - See Manual) | | | | | |
|  | Horizontal vent guard - 2-4 wk lead time | 946-604/P | 8 | Yes | Yes | \$217 |
| | This Vent Guard is required when the AstroCapXL™ is installed above grade at 7 feet or lower. | | | | | |
| IF INSTALLING THROUGH VINYL SIDING | | | | | | |
|  | AstroCapXL™ Vinyl siding standoff | 946-625 | 1 | Yes | Yes | \$75 |
| | Required ONLY on homes with vinyl siding. NOTE: Already Included with AstroCap 5"x 8" Flex Vent Kits | | | | | |
| TERMINATION CAPS | | | | | | |
| | AstroCapXL™ Horizontal Termination | 946-623/P | 4 | Yes | Yes | \$339 |

All prices are in U.S. dollars.
Prices subject to change without notice.
There is a 20% restocking charge.

Gas Fireplaces - 29
Effective: January 5, 2026
Printed: Dec 22, 2025 - E. & O.E.



DURAVENT
 Contemporary Gas Fireplaces
 2025 Suggested Retail Price - USA

| UNIT VENTING INFORMATION | | U1500E | HZ54E |
|--------------------------|--|---------|---------|
| Vent Size (Top) | | 5" x 8" | 5" x 8" |
| Vent Type | | DV | DV |
| Vent Location | | Top | Top |

| SIMPSON DURAVENTPRO VENTING (5" x 8") | Part no. | Weight | U1500E | HZ54E | Suggested Retail |
|---|-------------|--------|--------|-------|------------------------|
| RIGID VENT PIPE | | | | | MUST CHOOSE ONE |
| 6" length (Galvanized) - 2-4 wk lead time | 58DVA-06 | 2 | Yes | Yes | \$72 |
| 9" length (Galvanized) - 2-4 wk lead time | 58DVA-09 | 2 | Yes | Yes | \$82 |
| 12" length (Galvanized) | 58DVA-12 | 3 | Yes | Yes | \$95 |
| 18" length (Galvanized) - 2-4 wk lead time | 58DVA-18 | 5 | Yes | Yes | \$112 |
| 24" length (Galvanized) | 58DVA-24 | 5 | Yes | Yes | \$129 |
| 36" length (Galvanized) | 58DVA-36 | 7 | Yes | Yes | \$158 |
| 48" length (Galvanized) | 58DVA-48 | 10 | Yes | Yes | \$189 |
| 60" length (Galvanized) | 58DVA-60 | 10 | Yes | Yes | \$251 |
| Pipe Extension Galv. 8-1/2" - 2-4 wk lead time | 58DVA-08A | 2 | Yes | Yes | \$70 |
| Pipe Extension Galv. 16" | 58DVA-16A | 5 | Yes | Yes | \$89 |
| RIGID VENT ELBOWS | | | | | |
| 45° (Galvanized) | 58DVA-E45 | 2 | Yes | Yes | \$132 |
| 90° (Galvanized) | 58DVA-E90 | 3 | Yes | Yes | \$155 |
| TERMINATION CAPS | | | | | |
| High wind vertical termination cap | 58DVA-VCH | 3 | Yes | Yes | \$215 |
| SNORKELS | | | | | |
| 14" Rise Termination Cap - 2-4 wk lead time | 58DVA-SNK14 | 11 | Yes | Yes | \$1,316 |
| FLASHINGS | | | | | |
| Adjustable Roof Flashing 0/12 - 6/12 - 2-4 wk lead time | 58DVA-F6 | 3 | Yes | Yes | \$143 |
| Steep Roof Flashing 7/12 - 12/12 | 58DVA-F12 | 4 | Yes | Yes | \$253 |
| OTHER VENTING COMPONENTS | | | | | |
| Ceiling Firestop | 58DVA-FS | 1 | Yes | Yes | \$33 |
| Storm Collar | 58DVA-SC | 1 | Yes | Yes | \$37 |
| Vinyl Siding Standoff - 2-4 wk lead time | 58DVA-VSS | 5 | Yes | Yes | \$225 |
| Wall Thimble - 2-4 wk lead time | 58DVA-WT | 5 | Yes | Yes | \$149 |
| Attic Insulation Shield | 58DVA-IS | 9 | Yes | Yes | \$242 |
| Wall Firestop - 2-4 wk lead time | 58DVA-WFS | 3 | Yes | Yes | \$141 |
| OPTIONAL VENTING ACCESSORIES | | | | | |
| Mill Pac Blk 90 ml Hi Temp Seal | 948-128 | 1 | Yes | Yes | NetDealerOnly |
| Mill Pac Blk 300 ml Hi Temp Seal | 948-143 | 1 | Yes | Yes | NetDealerOnly |

All prices are in U.S. dollars.
 Prices subject to change without notice.
 There is a 20% restocking charge.

Gas Fireplaces - 30
 Effective: January 5, 2026
 Printed: Dec 22, 2025 - E. & O.E.

Regency Contemporary Gas Fireplaces

2025 Suggested Retail Price - USA

| UNIT VENTING INFORMATION | | | | U1500E | HZ54E | | | | | |
|--|--|-------------|----|----------|---------|-------|-------|--------|-------|------------------|
| | Vent Size (Top) | | | 5" x 8" | 5" x 8" | | | | | |
| | Vent Type | | | DV | DV | | | | | |
| | Vent Location | | | Top | Top | | | | | |
| SIMPSON DURAVENTPRO VENTING (4" x 6-5/8") | | | | Part no. | Weight | HZ40E | U900E | U1500E | HZ54E | Suggested Retail |
| <i>IF VENTING WITH DURAVENT PRO - MUST CHOOSE</i> | | | | | | | | | | |
| | Rigid Pipe Adapter | 510-994 | 3 | Yes | Yes | - | - | | | \$101 |
| Required ONLY when using rigid pipe (See manual for Approved Rigid Pipe Vent Systems). | | | | | | | | | | |
| RIGID VENT PIPE | | | | | | | | | | |
| | 6" length (Black) | 46DVA-06B | 2 | Yes | Yes | - | - | | | \$108 |
| | 9" length (Black) - 2-4 wk lead time | 46DVA-09B | 2 | Yes | Yes | - | - | | | \$107 |
| | 12" length (Galvanized) | 46DVA-12 | 3 | Yes | Yes | - | - | | | \$80 |
| | 12" length (Black) | 46DVA-12B | 3 | Yes | Yes | - | - | | | \$119 |
| | 18" length (Galvanized) | 46DVA-18 | 3 | Yes | Yes | - | - | | | \$96 |
| | 18" length (Black) - 2-4 wk lead time | 46DVA-18B | 3 | Yes | Yes | - | - | | | \$134 |
| | 24" length (Galvanized) | 46DVA-24 | 4 | Yes | Yes | - | - | | | \$110 |
| | 24" length (Black) | 46DVA-24B | 5 | Yes | Yes | - | - | | | \$154 |
| | 36" length (Galvanized) | 46DVA-36 | 7 | Yes | Yes | - | - | | | \$134 |
| | 36" length (Black) | 46DVA-36B | 7 | Yes | Yes | - | - | | | \$188 |
| | 48" length (Galvanized) | 46DVA-48 | 8 | Yes | Yes | - | - | | | \$160 |
| | 48" length (Black) | 46DVA-48B | 8 | Yes | Yes | - | - | | | \$225 |
| | 60" length (Galvanized) | 46DVA-60 | 10 | Yes | Yes | - | - | | | \$214 |
| | 60" length (Black) - 2-4 wk lead time | 46DVA-60B | 10 | Yes | Yes | - | - | | | \$299 |
| | Pipe Extension Galv. 8-1/2" | 46DVA-08A | 1 | Yes | Yes | - | - | | | \$60 |
| | Pipe Extension Black 8-1/2" | 46DVA-08AB | 2 | Yes | Yes | - | - | | | \$92 |
| | Pipe Extension Galv. 16" | 46DVA-16A | 3 | Yes | Yes | - | - | | | \$71 |
| | Pipe Extension Black 16" | 46DVA-16AB | 3 | Yes | Yes | - | - | | | \$105 |
| RIGID VENT ELBOWS | | | | | | | | | | |
| | 45° (Galvanized) | 46DVA-E45 | 2 | Yes | Yes | - | - | | | \$109 |
| | 45° (Black) - 2-4 wk lead time | 46DVA-E45B | 2 | Yes | Yes | - | - | | | \$142 |
| | 90° (Galvanized) | 46DVA-E90 | 3 | Yes | Yes | - | - | | | \$127 |
| | 90° (Black) | 46DVA-E90B | 3 | Yes | Yes | - | - | | | \$166 |
| TERMINATION CAPS | | | | | | | | | | |
| | High wind vertical termination cap | 46DVA-VCH | 4 | Yes | Yes | - | - | | | \$181 |
| | Vertical Termination Cap | 46DVA-VC | 2 | Yes | Yes | - | - | | | \$214 |
| | High wind horizontal termination cap | 46DVA-HC | 4 | Yes | Yes | - | - | | | \$448 |
| SNORKELS | | | | | | | | | | |
| | 14" Rise Termination Cap - 2-4 wk lead time | 46DVA-SNK14 | 12 | Yes | Yes | - | - | | | \$1,196 |
| FLASHINGS | | | | | | | | | | |
| | Adjustable Roof Flashing 0/12 — 6/12 | 46DVA-F6 | 4 | Yes | Yes | - | - | | | \$77 |
| | Flat Roof Flashing - 2-4 wk lead time | 46DVA-FF | 3 | Yes | Yes | - | - | | | \$117 |
| | Steep Roof Flashing 7/12 — 12/12 | 46DVA-F12 | 3 | Yes | Yes | - | - | | | \$146 |
| OTHER | | | | | | | | | | |
| | Ceiling Firestop | 46DVA-FS | 1 | Yes | Yes | - | - | | | \$26 |
| | 3" Co-linear Adapter (For use w/ 46DVA-VC or *VCH) | 46DVA-GK | 6 | Yes | Yes | - | - | | | \$376 |
| | Storm Collar | 46DVA-SC | 1 | Yes | Yes | - | - | | | \$22 |
| | Vinyl Siding Standoff - 2-4 wk lead time | 46DVA-VSS | 5 | Yes | Yes | - | - | | | \$145 |
| | Wall Strap | 46DVA-WS | 1 | Yes | Yes | - | - | | | \$48 |
| | Attic Insulation Shield | 46DVA-IS | 6 | Yes | Yes | - | - | | | \$193 |
| | Wall Thimble | 46DVA-WT | 3 | Yes | Yes | - | - | | | \$110 |

All prices are in U.S. dollars.

Prices subject to change without notice.

There is a 20% restocking charge.

Gas Fireplaces - 31

Effective: January 5, 2026

Printed: Dec 22, 2025 - E. & O.E.

TABLE OF CONTENTS

2026 USA Retail Pricing for:

GAS INSERTS

| | |
|----------------------|---|
| Gas Efficiency Table | 2 |
| Glass Viewing Area | 3 |

Atmosphere Gas Inserts

| | |
|-----------|---------|
| Gi25LE | 33 |
| Gi27LE | 34 |
| Gi29LU/LE | 35 , 36 |
| Gi33LE | 37 |

Liberty® Gas Inserts

| | |
|-------|---------|
| L234 | 38 |
| LRI3E | 39 |
| LRI4E | 40 , 41 |
| LRI6E | 42 , 43 |

Regency Horizon® Gas Inserts

| | |
|-------|---------|
| HRI3E | 44 , 45 |
| HRI4E | 46 , 47 |
| HRI6E | 48 , 49 |

Energy™ Gas Inserts

| | |
|-----|----|
| E33 | 50 |
|-----|----|

Ultimate™ Gas Inserts

| | |
|-----|----|
| U31 | 51 |
|-----|----|

| | |
|--------------------|----|
| Common Accessories | 52 |
| Venting Components | 52 |

| BASIC EQUIPMENT | | Part no. | Weight | Suggested Retail |
|--|--|------------|--------|------------------|
| BODY | | | | |
| | Proflame II - Natural Gas Unit with Fan | GI25LE-NG | 225 | \$3,040 |
| | NEW LP Conversion Kit (GI25LE) | 262-969 | 1 | \$98 |
| | <ul style="list-style-type: none"> GI25LE : 20 500 BTU turn down to 14 500 BTU (NG) GI25LE : NG efficiency 65.12% / Energuide Rating 63.6% Unit includes: body with 30" termination (3" Air Intake x 3" Exhaust), ceramic glass, Infusion burner, variable speed blower and Proflame II remote control. <p><i>*LP Conversion Kits can only be used on units with Serial #601000403 or higher</i> Check www.regencyignite.com for the latest instruction manual</p> | | | |
| SAMPLE PRICING: | | | | Suggested Retail |
| GI25LE-Oak log set and 3 Sided Finishing trim | | | | \$3,705 |
| GI25LE-Proflame II with Oak Log Set, Rustic Brown Brick Panels and flush 3-Sided Faceplate | | | | \$3,914 |
| REQUIRED EQUIPMENT | | Part no. | Weight | Suggested Retail |
| LOG SETS <i>MUST CHOOSE ONE LOG SET</i> | | | | |
| | Oak Log Set | 262-934 | 7 | \$271 |
| | Birch Log Set | 262-931 | 7 | \$271 |
| | Driftwood Log Set | 262-930 | 10 | \$271 |
| **NOTE**APPLIANCE CANNOT BE OPERATED WITHOUT LOGS | | | | |
| FACEPLATES (All Faceplates and Trims include the safety screen) <i>MUST CHOOSE ONE</i> | | | | |
| | 3-Sided Flush Finishing trim with safety screen - 28-1/4" W x 18-3/4" H | 262-914 | 21 | \$394 |
| | 4-Sided Flush Finishing trim - 28-1/4" W x 20" H | 262-915 | 15 | \$404 |
| | 3-Sided Flush Faceplate - 35-3/4" W x 23-1/4"H | 262-912 | 55 | \$492 |
| | 4-Sided Flush Faceplate - 35-3/4" W x 26-3/8" H | 262-913 | 34 | \$551 |
| | Regular 3-Sided Faceplate (with 1" depth) - 35-3/4" W x 23-1/4" x 1-1/4" D | 262-910 | 38 | \$503 |
| CUSTOM FLUSH FACEPLATE (All Custom orders require Part 262-916) | | | | |
| Custom 3 Sided Flush Faceplate *(mesh screen packaged separate) | | 262-918 | 22 | \$704 |
| Custom 4 Sided Flush Faceplate *(mesh screen packaged separate) | | 262-919 | 22 | \$747 |
| Mesh Screen - *Required mesh screen with all custom faceplate orders | | 262-916 | 18 | \$306 |
| OPTIONAL ACCESSORIES | | Part no. | Weight | Suggested Retail |
| INTERIOR PANELS - 4 Piece Sets <i>OPTIONAL</i> | | | | |
| | Brick Standard Design - Rustic Brown | 262-901 | 6 | \$111 |
| | Brick Standard Design - Volcanic Black | 262-905 | 6 | \$111 |
| | Brick Premium Design - Herringbone | 262-903 | 6 | \$111 |
| PREMIUM FACEPLATE SURROUNDS <i>Must be used with (262-910) 3-Sided Faceplate</i> | | | | |
| | Premium Faceplate Surround - Black | 550-920 | 15 | \$251 |
| | Premium Faceplate Surround - Grey | 550-921 | 15 | \$355 |
| | Premium Faceplate Surround - White | 550-922 | 15 | \$355 |
| | Premium Faceplate Surround - Sunset Bronze | 550-923 | 15 | \$355 |
| | Premium Faceplate Surround - Brushed Nickel | 550-924 | 15 | \$802 |
| <i>Premium Surrounds slide around the regular 3-sided faceplate (550-910) to create a custom look</i> | | | | |
| TRADITIONAL FACEPLATE SURROUNDS <i>Must be used with (262-912) Flush Faceplate</i> | | | | |
| | Traditional Faceplate Surround | 550-927 | 7 | \$299 |
| | Traditional Faceplate Surround - Brushed Antique Copper | 550-928 | 7 | \$743 |
| | <i>Traditional Surrounds slide around the 3-sided flush faceplate (262-912) to create a custom look and add a 1" depth</i> | | | |
| BACKING PLATES <i>OPTIONAL - Must be used with a Faceplate or Finishing trim</i> | | | | |
| Oversize Backing Plate - 3-Sided 44-5/8" W x 29-5/8" H | | 262-936 | 30 | \$312 |
| Custom Backing Plate - 3-Sided | | 262-937 | 30 | \$549 |
| Custom Backing Plate - 4-Sided | | 262-938 | 30 | \$549 |
| <i>Custom Backing Plates: See Order Forms for Min/Max Dimensions</i> | | | | |
| HEARTH TRIM KITS - BLACK <i>OPTIONAL - Attaches to 3-Sided Regular faceplate (262-910)</i> | | | | |
| Adjustable Hearth trim - Trimmable from 2-6inches | | 262-941 | 7 | \$99 |
| <i>Hearth trim kits are used if the unit is raised inside the fireplace</i> | | | | |
| MANTEL DEFLECTOR <i>OPTIONAL</i> | | | | |
| Mantel Deflector - Black | | 262-940 | 10 | \$56 |
| <i>Adding this optional piece, reduces the minimum mantel clearances. Mantel deflector reduces mantel height to 13" (330 mm)</i> | | | | |
| GAS INSERT HARDWIRE KIT | | | | |
| Gas insert Hardwire Kit - Includes armored cable and wire harness | | 946-854 | 8 | \$115 |
| WIFI KIT | | | | |
| Wifi App Control Kit- Enable your fireplace with WiFi to use with the ProFlame Connect Plus APP. | | 946-799 | 1 | \$171 |
| 3" x 3" DIRECT VENT INSERT <i>MUST CHOOSE ALL PIECES FOR 3" x 3" INSTALLATION</i> | | | | |
| 3" x 3" Co-linear vertical termination cap & flashing | | 946-529 | 7 | \$292 |
| 3" x 35 Ft. Flex chimney liner | | 948-305 | 11 | \$217 |
| <i>3"(Air Intake) x 3"(Exhaust). Chimney Flashing is 16"x16"</i> | | | | |
| <i>MUST CHOOSE ALL PIECES FOR 2" x 3" INSTALLATION</i> | | | | |
| | 2" x 3" Co-linear vertical termination cap & flashing (includes 2-3" adaptor) | 946-582 | 7 | \$292 |
| | 2" x 35 Ft. Flex chimney liner | 948-316 | 8 | \$223 |
| | 3" x 35 Ft. Flex chimney liner | 948-305 | 11 | \$217 |
| | <i>2"(Air Intake) x 3"(Exhaust). Termination Cap includes 3"x2" air intake reducer. Chimney Flashing is 16"x16"</i> | | | |
| Alternative Approved Venting Components | | | | |
| | Co-Linear Kit w/Flex Kit -Incl. high wind cap,flashing & 35 foot linersfor both exhaust/intake | 46DVA-CL33 | 22 | \$764 |
| | Vertical Termination Cap | 46DVA-VC | 2 | \$214 |
| | High Wind Cap | 46DVA-VCH | 4 | \$181 |
| | Co-Linear Adapter with Flashing | 46DVA-GK | 6 | \$376 |

More Accessories & Venting Components at the end of this Section









Must be installed with approved Regency Venting



Regency Atmosphere™ Gas Inserts

| |
|---------------------|
| GI27LE |
| Small DV Gas Insert |

2025 Suggested Retail Price - USA

| BASIC EQUIPMENT | | Part no. | Weight | Suggested Retail |
|--|--|------------|--------|-------------------------|
| BODY | | | | |
|  | NEW! GI27LE Proflame II - Natural Gas Unit with Fan | GI27LE-NG | 225 | \$3,589 |
| | LP Conversion Kit (GI27LE) | 550-969 | 1 | \$98 |
| <ul style="list-style-type: none"> • GI27LE : 25,000 BTU turn down to 17 000 BTU (NG) / 22,000 BTU turn down to 17,500 • GI27LE : NG efficiency 69.11% / Energuide Rating 63.6% • Unit includes: body with 30° termination (3" Air Intake x 3" Exhaust), ceramic glass, Infusion burner, variable speed blower and Proflame II remote control. Check www.regencyignite.com for the latest instruction manual | | | | |
| SAMPLE PRICING: | | | | Suggested Retail |
| GI27LE-Oak log set and 3 Sided Finishing trim | | | | \$4,355 |
| GI27LE-Proflame II with Oak Log Set, Rustic Brown Brick Panels and flush 3-Sided Faceplate | | | | \$4,557 |
| REQUIRED EQUIPMENT | | Part no. | Weight | Suggested Retail |
| LOG SETS | | | | |
| <i>MUST CHOOSE ONE LOG SET</i> | | | | |
|  | Oak Log Set | 550-934 | 7 | \$334 |
| | Birch Log Set | 550-931 | 7 | \$355 |
| | Driftwood Log Set | 550-930 | 10 | \$355 |
| **NOTE**APPLIANCE CANNOT BE OPERATED WITHOUT LOGS | | | | |
| FACEPLATES (All Faceplates and Trims include the safety screen) | | | | |
| <i>MUST CHOOSE ONE</i> | | | | |
|  | 3-Sided Flush Finishing trim with safety screen - 31-7/8"W x 19-3/4" H | 550-914 | 21 | \$432 |
| | 4-Sided Flush Finishing trim - 31-7/8"W x 21" H | 550-915 | 22 | \$459 |
| | 3-Sided Flush Faceplate - 35-3/4" W x 23-1/4"H | 550-912 | 55 | \$546 |
| | 4-Sided Flush Faceplate - 35-3/4" W x 26-3/8" H | 550-913 | 57 | \$595 |
| | Regular 3-Sided Faceplate (with 1" depth) - 35-3/4" W x 23-1/4" x 1-1/4" D | 550-910 | 38 | \$503 |
| CUSTOM FLUSH FACEPLATE (All Custom orders require Part 550-916) | | | | |
| | Custom 3 Sided Flush Faceplate *(mesh screen packaged separate) | 550-918 | 22 | \$704 |
| | Custom 4 Sided Flush Faceplate *(mesh screen packaged separate) | 550-919 | 22 | \$747 |
| | *Required mesh screen with custom faceplate orders | 550-916 | 18 | \$333 |
| OPTIONAL ACCESSORIES | | Part no. | Weight | Suggested Retail |
| INTERIOR PANELS - 4 Piece Sets | | | | |
| <i>OPTIONAL</i> | | | | |
|  | Brick Standard Design - Rustic Brown | 550-901 | 6 | \$131 |
| | Brick Standard Design - Volcanic Black | 550-905 | 6 | \$131 |
| | Brick Premium Design - Herringbone | 550-903 | 6 | \$131 |
| | Premium Reflective Glass Panels - Black | 550-906 | 6 | \$551 |
| PREMIUM FACEPLATE SURROUNDS | | | | |
| <i>Must be used with (550-910) 3-Sided Faceplate</i> | | | | |
|  | Premium Faceplate Surround Black | 550-920 | 15 | \$251 |
| | Premium Faceplate Surround Grey | 550-921 | 15 | \$355 |
| | Premium Faceplate Surround White | 550-922 | 15 | \$355 |
| | Premium Faceplate Surround - Sunset Bronze | 550-923 | 15 | \$355 |
| | Premium Faceplate Surround - Brushed Nickel | 550-924 | 15 | \$802 |
| <i>Premium Surrounds slide around the regular 3-sided faceplate (550-910) to create a custom look</i> | | | | |
| TRADITIONAL FACEPLATE SURROUNDS | | | | |
| <i>Must be used with (550-912) Flush Faceplate</i> | | | | |
|  | Traditional Faceplate Surround | 550-927 | 7 | \$299 |
| | Traditional Faceplate Surround - Brushed Antique | 550-928 | 7 | \$743 |
| | <i>Traditional Surrounds slide around the 3-sided flush faceplate (550-912) to create a custom look and add a 1" depth</i> | | | |
| BACKING PLATES | | | | |
| <i>OPTIONAL - Must be used with a Faceplate or Finishing trim</i> | | | | |
| | Oversize Backing Plate - 3-Sided 44-5/8" W x 29-5/8" H | 550-936 | 30 | \$312 |
| | Custom Backing Plate - 3-Sided | 550-937 | 30 | \$549 |
| | Custom Backing Plate - 4-Sided | 550-938 | 30 | \$549 |
| <i>Custom Backing Plates: See Order Forms for Min/Max Dimensions</i> | | | | |
| HEARTH TRIM KITS - BLACK | | | | |
| <i>OPTIONAL - Attaches to 3-Sided Regular faceplate (550-910)</i> | | | | |
| | Adjustable Hearth trim - Trimmable from 2-6inches | 262-941 | 7 | \$99 |
| <i>Hearth trim kits are used if the unit is raised inside the fireplace</i> | | | | |
| MANTEL DEFLECTOR | | | | |
| <i>OPTIONAL</i> | | | | |
| | Mantel Deflector - Black | 550-940 | 10 | \$56 |
| <i>Adding this optional piece, reduces the minimum mantel clearances.</i> | | | | |
| GAS INSERT HARDWIRE KIT | | | | |
| | Gas insert Hardwire Kit - Includes armored cable and wire harness | 946-854 | 8 | \$115 |
| WIFI KIT | | | | |
| | Wifi App Control Kit | 946-799 | 1 | \$171 |
| <i>Enable your fireplace with WiFi to use with the ProFlame Connect Plus APP. Kit includes Wifi Dongle</i> | | | | |
| 3" x 3" DIRECT VENT INSERT | | | | |
| <i>MUST CHOOSE ALL PIECES FOR 3" x 3" INSTALLATION</i> | | | | |
|  | 3" x 3" Co-linear vertical termination cap & flashing | 946-529 | 7 | \$292 |
| | 3" x 35 Ft. Flex chimney liner | 948-305 | 11 | \$217 |
| | 3"(Air Intake) x 3"(Exhaust). Chimney Flashing is 16"x16" | | | |
| Alternative Approved Venting Components | | | | |
|  | Co-Linear Kit w/Flex Kit -Incl. high wind cap,flashing & 35 foot linersfor both exhaust/intake | 46DVA-CL33 | 22 | \$764 |
| | Vertical Termination Cap | 46DVA-VC | 2 | \$214 |
| | High Wind Cap | 46DVA-VCH | 4 | \$181 |
| | Co-Linear Adapter with Flashing | 46DVA-GK | 6 | \$376 |








More Accessories & Venting Components at the end of this Section

Must be installed with approved Regency Venting









All prices are in U.S. dollars.
Prices subject to change without notice.
There is a 20% restocking charge.

© 2026 Fireplace Products U.S. Inc.

Gas Inserts - 34
Effective: January 5, 2026
Printed: Dec 22, 2025 - E. & O.E.

| BASIC EQUIPMENT | | Part no. | Weight | Suggested Retail | |
|---|--|-----------------|--|-------------------------|-------|
| BODY | | | | | |
|  | Standing Pilot - Natural Gas Unit with Fan | Gi29LU-NG | 124 | \$3,239 | |
| | LP Conversion Kit (Gi29LU) | 311-977 | 1 | \$83 | |
| | Proflame II - Natural Gas Unit with Fan & Ember Lights | Gi29LE-NG | 124 | \$3,845 | |
| | LP Conversion Kit (Gi29LE) | 311-969 | 1 | \$98 | |
| | <ul style="list-style-type: none"> • Gi29LU : 31 500 BTU turn down to 17,000 BTU (NG) NG efficiency 71.45%; LP efficiency 73.01% • Standing Pilot Unit: body with 30° termination (3" Air Intake x 3" Exhaust), ceramic glass, Infusion burner, variable speed blower and basic on/off remote with thermostat • Electronic Ignition Unit: body with 30° termination (3" Air Intake x 3" Exhaust), ceramic glass, Infusion burner, ember bed lighting, variable speed blower and Proflame II remote control. <p>Check www.regencyignite.com for the latest instruction manual</p> | | | | |
| SAMPLE PRICING: | | | | Suggested Retail | |
| Gi29LU- Standing Pilot with Oak log set, Black Steel inner panels and flush 3-Sided Faceplate | | | | \$4,482 | |
| Gi29LE-Proflame II with Oak Log Set, Rustic Brown Brick Panels and flush 3-Sided Faceplate | | | | \$5,224 | |
| REQUIRED EQUIPMENT | | Part no. | Weight | Suggested Retail | |
| LOG SETS | | | | | |
|  | TRADITIONAL LOG SETS | | MUST CHOOSE ONE LOG SET + LOG GRATE | | |
| | Log Grate and ember Media - <i>Required for Oak & Birch log sets</i> | | 391-935 | 10 | \$181 |
| | Oak Log Set with embers | | 311-934 | 7 | \$313 |
| | Birch Log Set with embers | | 311-931 | 7 | \$287 |
| | NEW High Definition Oak log set with glowing center logs | | 311-933 | 7 | \$498 |
| | CONTEMPORARY LOG SET | | MUST CHOOSE ONE LOG SET + LAVA EMBERS + CRUSHED GLASS | | |
| | Driftwood Log Set | | 311-930/P | 10 | \$302 |
| | Andiorn Lava embers - 1 package required | | 946-783 | 1 | \$45 |
| | GLASS MEDIA | | MUST CHOOSE 1 COLOR - 1 Package required under the Driftwood logs | | |
| | Crushed Glass - Coal Black 3/4in. 3.5lbs | | 946-780 | 4 | \$40 |
| Crushed Glass Iceberg - 3/4in. 3.5lbs | | 946-781 | 4 | \$40 | |
| Crushed Glass - Ginger 3/4in. 3.5lbs | | 946-779 | 4 | \$40 | |
| INTERIOR PANELS - 4 Piece Sets | | | | | |
|  | Black Steel Inner Panels | | 311-907 | 8 | \$203 |
| | Brick Standard Design - Rustic Brown | | 311-901 | 5 | \$339 |
| | Brick Standard Design - Volcanic Black | | 311-905 | 5 | \$339 |
| | Brick Premium Design - Herringbone | | 311-903 | 5 | \$414 |
| | Brick Premium Design - Castle Stone | | 311-904 | 5 | \$414 |
| | Black Glass Inner Reflective Panels | | 311-906 | 10 | \$645 |
| | **NOTE**APPLIANCE CANNOT BE OPERATED WITHOUT PANELS | | | | |
| FACEPLATES (All Faceplates and Trims include the safety screen) | | | | | |
|  | 3-Sided Finishing trim with safety screen - 31-7/8" W x 21-7/8" H | | 311-914 | 18 | \$485 |
| | 4-Sided Finishing trim with safety screen 31-7/8" W x 23-1/8" H | | 311-915 | 22 | \$519 |
| | Flush 3-Sided Faceplate - 40-3/16" W x 26"H | | 311-912 | 35 | \$546 |
| | Flush 4-Sided Faceplate - 40-3/16"W x 29-1/4"H | | 311-913 | 41 | \$607 |
| | Regular 3-Sided Faceplate - Accommodates Premium surrounds 40-3/16" W x 26"H | | 311-910 | 35 | \$546 |
| CUSTOM FLUSH FACEPLATE (All Custom orders require Part 311-916) | | | | | |
| Custom 3 Sided Flush Faceplate *(mesh screen packaged separate) | | 311-918 | 22 | \$704 | |
| Custom 4 Sided Flush Faceplate *(mesh screen packaged separate) | | 311-919 | 22 | \$747 | |
| *Required mesh screen with custom faceplate orders | | 311-916 | 18 | \$371 | |
| OPTIONAL ACCESSORIES | | Part no. | Weight | Suggested Retail | |
| PREMIUM FACEPLATE SURROUNDS | | | | | |
|  | Premium Faceplate Surround - Black | | 311-920 | 16 | \$285 |
| | Premium Faceplate Surround - Grey | | 311-921 | 16 | \$365 |
| | Premium Faceplate Surround - White | | 311-922 | 16 | \$365 |
| | Premium Faceplate Surround - Sunset Bronze | | 311-923 | 16 | \$365 |
| | Premium Faceplate Surround - Brushed Nickel | | 311-924 | 16 | \$814 |
| | Premium Surrounds slide around the regular 3-sided faceplate (311-910) to create a custom look Dimensions: 40-13/16" W x 26-3/8" H x 1-11/16" D | | | | |
| TRADITIONAL EXTRUDED FACEPLATE SURROUNDS | | | | | |
|  | Traditional Faceplate Surround - Black | | 311-927 | 8 | \$261 |
| | Traditional Faceplate Surround - Brushed Antique Copper | | 311-928 | 7 | \$749 |
| | Traditional Surrounds slide around the 3-sided flush faceplate (311-912) to create a custom look | | | | |
| BACKING PLATES | | | | | |
|  | Oversize Backing Plate - 3-Sided 47-1/2"W x 31-1/2" H | | 311-936 | 35 | \$344 |
| | Custom Backing Plate - 3-Sided | | 311-937 | 22 | \$649 |
| | Custom Backing Plate - 4-Sided | | 311-938 | 49 | \$649 |
| | Custom Backing Plates: See Order Forms for Min/Max Dimensions | | | | |

All prices are in U.S. dollars.
Prices subject to change without notice.
There is a 20% restocking charge.

| HEARTH TRIM KITS - BLACK | | OPTIONAL - Attaches to 3-Sided Regular faceplate | | |
|--|--|--|----|-------|
|  | Adjustable Hearth trim - Trimmable from 2-6inches Hearth trim kits are used if the unit is raised inside the fireplace 41 -5/16" W x 6"H | 311-941 | 7 | \$137 |
| MANTEL DEFLECTOR | | OPTIONAL | | |
|  | Mantel Deflector - Black (reduces the minimum mantel clearances) Mantel deflector reduces mantel height to 11" (279 mm) from the bottom of the unit at 1" (25 mm) depth. | 311-940 | 2 | \$61 |
| BTU REDUCTION KIT | | OPTIONAL | | |
|  | Derating Orifice 30,500 BTU For Altitude 2,000 - 4,500ft | 311-980 | 10 | \$31 |
| GAS INSERT HARDWIRE KIT (Gi29LE Only) | | | | |
|  | Gas insert Hardwire Kit - Includes armored cable and wire harness | 946-854 | 8 | \$115 |
| WIFI KIT | | | | |
|  | Wifi App Control Kit Enable your fireplace with WiFi to use with the ProFlame Connect Plus APP. Kit includes Wifi Dongle | 946-799 | 1 | \$171 |
| 3" x 3" DIRECT VENT INSERT | | MUST CHOOSE ALL PIECES FOR 3" x 3" INSTALLATION | | |
|  | 3" x 3" Co-linear vertical termination cap & flashing 3" x 35 Ft. Flex chimney liner 3"(Air Intake) x 3"(Exhaust). Chimney Flashing is 16"x16" | 946-529 | 7 | \$292 |
| | | 948-305 | 11 | \$217 |
| Alternative Approved Venting Components | | | | |
|  | Co-Linear Kit w/Flex Kit -Incl. high wind cap,flashing & 35 foot linersfor both exhaust/intake | 46DVA-CL33 | 22 | \$764 |
| | Vertical Termination Cap | 46DVA-VC | 2 | \$214 |
| | High Wind Cap | 46DVA-VCH | 4 | \$181 |
| | Co-Linear Adapter with Flashing | 46DVA-GK | 6 | \$376 |
| HORIZONTAL FLEX VENT KIT | | OPTIONAL | | |
|  | Horizontal Flex Vent Kit 4x6 Dia 3" & 3" Horizontal Vent Kit allows you to vent an insert horizontally through the back of a suitable masonry chimney. Kit includes: Co-Linear Termination, Two 3" x 10' Aluminum Flex Lengths, and Hardware for Flex Attachment | 46DVA-HCL33 | 10 | \$504 |

More Accessories & Venting Components at the end of this Section
Must be installed with approved Regency Venting

All prices are in U.S. dollars.
Prices subject to change without notice.
There is a 20% restocking charge.

© 2026 Fireplace Products U.S. Inc.

Gas Inserts - 36
Effective: January 5, 2026
Printed: Dec 22, 2025 - E. & O.E.


| 2025 Suggested Retail Price - USA | | | |
|--|--|--------------|-------------------------|
| | Part no. | Weight | Suggested Retail |
| BASIC EQUIPMENT | | | |
| BODY | | | |
| | Proflame II - Natural Gas Unit with Fan & Ember Lights | GI33LE-NG | 225 \$4,541 |
| | LP Conversion Kit (GI33LE) | 391-969 | 1 \$103 |
| <ul style="list-style-type: none"> GI33LE : 38 500 BTU turn down to 20 500 BTU (NG) GI33LE : NG efficiency 71.45%; LP efficiency 73.01% / Energyguide Rating 64.30% NG; 64.32% LP Unit includes: body with 30" termination (3" Air Intake x 4" Exhaust), ceramic glass, infusion burner, ember bed lighting, variable speed blower and Proflame II remote control. Check www.regencyignite.com for the latest instruction manual | | | |
| SAMPLE PRICING: | | | Suggested Retail |
| GI33LE-Oak log set, Black Steel inner panels and 3 Sided Finishing trim | | | \$5,746 |
| GI33LE-Proflame II with Oak Log Set, Rustic Brown Brick Panels, and flush 3-Sided Faceplate | | | \$5,969 |
| REQUIRED EQUIPMENT | | | |
| LOG SETS | | | |
| | TRADITIONAL LOG SETS <i>MUST CHOOSE ONE LOG SET + LOG GRATE</i> | | |
| | Log Grate and ember Media - Required for Oak & Birch log sets | 391-935 | 10 \$181 |
| | Oak Log Set with embers | 311-934 | 7 \$313 |
| | Birch Log Set with embers | 311-931 | 7 \$287 |
| | NEW High Definition Oak log set with glowing center logs | 311-933 | 7 \$498 |
| | CONTEMPORARY LOG SET <i>MUST CHOOSE ONE LOG SET + LAVA EMBERS + CRUSHED GLASS</i> | | |
| Driftwood Log Set | 311-930/P | 10 \$302 | |
| Andiorn Lava embers - 1 package required | 946-783 | 1 \$45 | |
| GLASS MEDIA <i>MUST CHOOSE 1 COLOR - 1 Package required under the Driftwood logs</i> | | | |
| Crushed Glass - Coal Black 3/4in. 3.5lbs | 946-780 | 4 \$40 | |
| Crushed Glass Iceberg - 3/4in. 3.5lbs | 946-781 | 4 \$40 | |
| Crushed Glass - Ginger 3/4in. 3.5lbs | 946-779 | 4 \$40 | |
| INTERIOR PANELS - 4 Piece Sets <i>MUST CHOOSE ONE</i> | | | |
| | Black Steel Inner Panels | 391-907 | 8 \$213 |
| | Brick Standard Design - Rustic Brown | 391-901 | 6 \$350 |
| | Brick Standard Design - Volcanic Black | 391-905 | 6 \$350 |
| | Brick Premium Design - Herringbone | 391-903 | 6 \$350 |
| | Brick Premium Design - Castle Stone | 391-904 | 6 \$350 |
| | Black Glass Inner Reflective Panels | 391-906 | 10 \$749 |
| **NOTE**APPLIANCE CANNOT BE OPERATED WITHOUT PANELS | | | |
| FACEPLATES (All Faceplates and Trims include the safety screen) <i>MUST CHOOSE ONE</i> | | | |
| | 3-Sided Finishing trim with safety screen - 35-15/16" W x 25-11/16" H | 391-914 | 21 \$498 |
| | 4-Sided Finishing trim with safety screen 35-15/16" W x 26-15/16" | 391-915 | 24 \$530 |
| | Flush 3-Sided Faceplate - 46-1/8" W x 30-3/4"H | 391-912 | 55 \$584 |
| | Flush 4-Sided Faceplate - 46-1/8" W x 37-1/16" H | 391-913 | 55 \$688 |
| | Regular 3-Sided Faceplate - 46-5/16" W x 30-7/8"H x 1-5/16" D | 391-910 | 38 \$584 |
| CUSTOM FLUSH FACEPLATE (All Custom orders require Part 391-916) | | | |
| | Custom 3 Sided Flush Faceplate *(mesh screen packaged separate) | 391-918 | 22 \$704 |
| | Custom 4 Sided Flush Faceplate *(mesh screen packaged separate) | 391-919 | 22 \$747 |
| | *Required mesh screen with custom faceplate orders | 391-916 | 18 \$425 |
| OPTIONAL ACCESSORIES | | | |
| PREMIUM FACEPLATE SURROUNDS <i>Must be used with 391-910 Faceplate.</i> | | | |
| | Premium Faceplate Surround - Black | 391-920 | 19 \$306 |
| | Premium Faceplate Surround - Grey | 391-921 | 19 \$426 |
| | Premium Faceplate Surround - White | 391-922 | 19 \$426 |
| | Premium Faceplate Surround - Sunset Bronze | 391-923 | 19 \$426 |
| | Premium Faceplate Surround - Brushed Nickel | 391-924 | 19 \$911 |
| <i>Premium Surrounds slide around a 3-sided faceplate (391-910 or 391-912) to create a custom look</i> | | | |
| TRADITIONAL EXTRUDED FACEPLATE SURROUNDS <i>Must be used with 391-912 3-Sided Faceplate</i> | | | |
| | Traditional Faceplate Surround - Black | 391-927 | 9 \$274 |
| | Traditional Faceplate Surround - Brushed Antique Copper | 391-928 | 9 \$868 |
| <i>Traditional Surrounds slide around slide around a 3-sided faceplate (391-910 or 391-912) to create a custom look</i> | | | |
| BACKING PLATES <i>OPTIONAL - Must be used with a Faceplate or Finishing trim</i> | | | |
| | Oversize Backing Plate - 3-Sided 50-1/4" W x 33" H | 391-936 | 34 \$355 |
| | Custom Backing Plate - 3-Sided | 391-937 | 22 \$649 |
| | Custom Backing Plate - 4-Sided | 391-938 | 49 \$649 |
| <i>Custom Backing Plates: See Order Forms for Min/Max Dimensions</i> | | | |
| HEARTH TRIM KITS - BLACK <i>OPTIONAL - Attaches to 3-Sided Regular faceplate (391-910)</i> | | | |
| | Adjustable Hearth trim - Trimmable from 2-inches | 391-941 | 9 \$142 |
| <i>Hearth trim kits are used if the unit is raised inside the fireplace 46-5/16" W x 6"H</i> | | | |
| MANTEL DEFLECTOR <i>OPTIONAL</i> | | | |
| | Mantel Deflector - Black | 391-940 | 10 \$75 |
| <i>Adding this optional piece, reduces the minimum mantel clearances. Mantel deflector reduces mantel height to 11" (279 mm) from the top of the fireplace opening at 1-1/2" (38 mm) depth</i> | | | |
| GAS INSERT HARDWIRE KIT | | | |
| | Gas insert Hardwire Kit - Includes armored cable and wire harness | 946-854 | 8 \$115 |
| WIFI KIT | | | |
| | Wifi App Control Kit | 946-799 | 1 \$171 |
| <i>Enable your fireplace with WiFi to use with the ProFlame Connect Plus APP. Kit includes Wifi Dongle</i> | | | |
| 3"x 4" DIRECT VENT INSERT <i>MUST CHOOSE ALL PIECES FOR 3" x 4" INSTALLATION</i> | | | |
| | 3" x 4" Co-linear vertical termination cap & flashing | 946-588 | 7 \$318 |
| | 3" x 35 Ft. Flex chimney liner | 948-305 | 11 \$217 |
| | 4" x 35 Ft. Flex chimney liner | 948-336 | 11 \$238 |
| | 3"(Air Intake) x 4"(Exhaust), Chimney Flashing is 16"x16" | | |
| Alternative Approved Venting Components | | | |
| | Co-Linear Kit w/Flex Kit -Incl. high wind cap,flashing & 35 foot linersfor both exhaust/intake | 46DVA-CL34 | 22 \$764 |
| | Chimney Liner Conversion From Co-linear To Co-Axial | 46DVA-34CLTA | 5 \$300 |
| | High Wind Cap | 46DVA-VCH | 4 \$181 |
| Horizontal Flex Vent Kit <i>OPTIONAL</i> | | | |
| | Horizontal Flex Vent Kit 4x6 Dia 3" & 4" | 46DVA-HCL34 | 10 \$504 |
| <i>Horizontal Vent Kit allows you to vent an insert horizontally through the back of a suitable masonry chimney. Kit includes: Co-Linear Termination, 3" x 10' Aluminum Flex, 4" x 10' Aluminum Flex, and Hardware for Flex Attachment</i> | | | |

More Accessories & Venting Components at the end of this Section

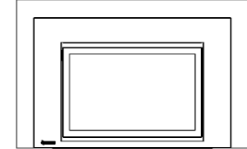
Must be installed with approved Regency Venting

Liberty™ Gas Inserts


2025 Suggested Retail Price - USA

| BASIC EQUIPMENT | Part no. | Weight | Suggested Retail | |
|---|---|-----------|------------------|---------|
| BODY | | | | |
|  | Natural Gas | L234-NG11 | 78 | \$3,168 |
| | LP Conversion Kit | 537-969 | 1 | \$98 |
| | <ul style="list-style-type: none"> • L234 : 23 500 BTU turn down to 12 500 BTU (NG) & 21 500 BTU turn down to 11 000 BTU (LP) • L234 : NG efficiency 73.94%; LP efficiency 74.67% • Standing pilot with DC sparker and integrated 7-day shut-off • Standard unit includes: body with 30° termination, ceramic glass, variable speed thermostatically controlled blower burner & log set, millivolt valve with flame adjustment control, Proflame 1 GTMF remote & safety screen (built in to required faceplate). <p><i>* LP Conversion Kit includes burner orifice, stepper motor, 5/32 Allen Key and pilot orifice</i></p> <p>The blower speed on this unit cannot be adjusted from the remote, even if the remote may show this capability</p> <p>New -10 Models includes a GTMF remote. Check www.regencyignite.com for the latest instruction manual</p> | | | |


| SAMPLE PRICING: | Suggested Retail |
|--|------------------|
| L234 (NG) with 3 Sided Faceplate | \$3,775 |
| L234 (LP) with 3 Sided Faceplate & LP Conversion Kit | \$3,873 |

| REQUIRED EQUIPMENT | Part no. | Weight | Suggested Retail | |
|---|--|---------|------------------|-------|
| FACEPLATES | | | | |
|  | Low Profile 3-sided Faceplate - 32 7/8"W X 22 13/16"H | 537-954 | 33 | \$607 |
| | <p>***spacer is included and can be used for shallow firebox installations (spacer extends faceplate out by 1 3/4")***</p> <p>Safety screen integrated in to faceplate</p> | | | |

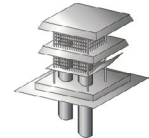
| ACCESSORIES | Part no. | Weight | Suggested Retail | |
|---|---------------------------------------|---------|------------------|-------|
| BACKING PLATE | | | | |
| | CUSTOM BACKING PLATE (SEE ORDER FORM) | 537-958 | 14 | \$513 |
| See order form for details on ordering custom backing plate | | | | |

| BRICK PANELS | Part no. | Weight | Suggested Retail | |
|---|---|---------|------------------|-------|
|  | Rustic Brown Standard Design | 536-901 | 3 | \$225 |
| | Old Town Red Standard Design | 536-902 | 3 | \$225 |
| | 3-piece brick panel set provides a traditional look | | | |

| HEARTH TRIM KITS - BLACK | Part no. | Weight | Suggested Retail | |
|---|---|---------|------------------|-------|
| | Adjustable Hearth Trim for Low Pro Faceplate 33 3/8"W X 4 1/4"D | 537-940 | 10 | \$191 |
| Adjustable hearth trim is used if the unit is raised inside the fireplace. Min. Height: 2" Max. Height: 9" | | | | |

| | | | | |
|--|-----------------------|---------|---|-------|
|  | Ember Upgrade Package | 946-663 | 2 | \$106 |
| Optional Ember upgrade package to enhance your fireplace. Contains: 1 bag Large Lava Rock, 1 bag Black & White Lava Rock, 1 bag Rock Wool, 5-7 pieces Wood Chips | | | | |

| PLATINUM BRIGHT EMBERS AND EMBAGLOW EMBERS INCLUDED WITH UNIT | Part no. | Weight | Suggested Retail | |
|---|-------------------------------------|---------|------------------|------|
| | Platinum Bright Embers (PBE) 1g bag | 946-669 | 1 | \$20 |
| | Embaglow Embers 1g bag | 946-708 | 0 | \$15 |

| 2" x 3" DIRECT VENT INSERT | MUST CHOOSE ALL PIECES FOR 2" x 3" INSTALLATION | | | |
|--|---|---------|----|-------|
|  | 2" x 3" Co-linear vertical termination cap & flashing (includes 2-3" adaptor) | 946-582 | 7 | \$292 |
| | 2" x 35 Ft. Flex chimney liner | 948-316 | 8 | \$223 |
| | 3" x 35 Ft. Flex chimney liner | 948-305 | 11 | \$217 |
| | ALTERNATE APPROVED CAPS | | | |
| 2"(Air Intake) x 3"(Exhaust). Termination Cap includes 3"x2" air intake reducer. Chimney Flashing is 16"x16" | | | | |



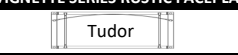




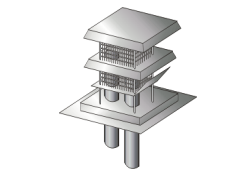
More Accessories & Venting Components at the end of this Section

All prices are in U.S. dollars.
Prices subject to change without notice.
There is a 20% restocking charge.



Regency Liberty® Radiant Compact Gas Insert

| |
|-----------------------------------|
| LR13E |
| Compact DV Gas Insert |
| 2025 Suggested Retail Price - USA |

| BASIC EQUIPMENT | | Part no. | Weight | Suggested Retail | |
|--|--|-----------------|---------------|-------------------------|--|
| BODY | | | | | |
|  | Natural Gas Unit with Variable Speed Blower | LR13E-NG11 | 136 | \$3,267 | |
| | LP Conversion Kit for LR13E-NG11 | 717-977 | 1 | \$98 | |
| <ul style="list-style-type: none"> • LR13E : 20 500 BTU turn down to 14 000 BTU (NG) & 19 000 BTU turn down to 15 500 BTU (LP) • LR13E : NG efficiency 73.12%; LP efficiency 74.59% • Electronic ignition with 5 Sec FFRT • Standard unit includes: body with 30° termination (2" Air Intake x 3" Exhaust), ceramic glass Proflame II remote HDF (High_Definition_Fire) package with 7-pc realistic ceramic log set & burner and variable speed blower <p>Check www.regencyignite.com for the latest instruction manual</p> | | | | | |
| SAMPLE PRICING: | | | | Suggested Retail | |
| LR13E (NG) with Vignette Faceplate in Black with Brick Panels | | | | \$3,949 | |
| REQUIRED EQUIPMENT | | Part no. | Weight | Suggested Retail | |
| VIGNETTE SERIES DESIGNER FACEPLATES | | | | | |
| <i>MUST CHOOSE EITHER DESIGNER, RUSTIC OR ARCHED FACEPLATE</i> | | | | | |
|  | Vignette Faceplate - Black | 716-923 | 20 | \$480 | |
| | Vignette Faceplate - Tuscan Sunset | 716-921 | 21 | \$666 | |
| | Vignette Faceplate - Platinum | 716-924 | 21 | \$666 | |
| | Vignette Faceplate - Black Chrome | 716-922 | 20 | \$1,141 | |
| | Safety Screen Included - Dimensions: 29 1/4" W X 22 1/8" H For larger openings see the Backing Plate Dimensions | | | | |
| VIGNETTE SERIES RUSTIC FACEPLATES | | | | | |
| <i>MUST CHOOSE EITHER DESIGNER, RUSTIC OR ARCHED FACEPLATE</i> | | | | | |
|  | Vignette Faceplate Tudor - Black - 2-4 week delivery | 716-936 | 21 | \$836 | |
| | Safety Screen Included - Dimensions: 29 1/4" W X 22 1/8" H For larger openings see the Backing Plate Dimensions | | | | |
| ARCHED VIGNETTE SERIES | | | | | |
| <i>MUST CHOOSE EITHER DESIGNER, RUSTIC OR ARCHED FACEPLATE</i> | | | | | |
|  | Arched Vignette Faceplate - Black | 717-843 | 32 | \$807 | |
| | Arched Vignette Faceplate Decorative - Black | 717-845 | 35 | \$967 | |
| | Safety Screen Included - Dimensions: 35-15/16" W x 25-3/16" H (top of arch) 22 11/16" H edge - For larger openings see the Backing Plate Dimensions | | | | |
| INTERIOR PANELS | | | | | |
| <i>MUST CHOOSE ONE</i> | | | | | |
|  | Brick Standard Design - Rustic Brown | 716-901 | 4 | \$202 | |
| | Brick Standard Design - Old Town Red | 716-902 | 5 | \$202 | |
| | Brick Standard Design - Volcanic Black | 716-903 | 5 | \$202 | |
| | Black Enamel Inner Reflective Panels | 716-908 | 7 | \$447 | |
| | **NOTE**APPLIANCE CANNOT BE OPERATED WITHOUT BRICK OR ENAMEL PANELS | | | | |
| VIGNETTE ACCESSORIES | | Part no. | Weight | Suggested Retail | |
| VIGNETTE BACKING PLATES FOR LARGER FIREBOX CAVITIES | | | | | |
| <i>OPTIONAL</i> | | | | | |
|  | VIGNETTE <i>Small</i> Backing Plate - 31 1/4" W X 23 1/3" H | 716-925 | 14 | \$147 | |
| | VIGNETTE <i>Regular</i> Backing Plate - 35 3/4" W X 25 5/8" H | 716-926 | 14 | \$196 | |
| | VIGNETTE <i>Regular</i> Backing Plate 4-Sided - 35 3/4" W X 28 5/8" H | 716-928 | 16 | \$229 | |
| | VIGNETTE <i>Oversize</i> Backing Plate - 38 3/16" W X 29 5/8" H | 716-927 | 22 | \$203 | |
| | VIGNETTE 3-Sided Backing Plate - Black (Custom) - See Order Forms | 716-931 | 31 | \$458 | |
| | VIGNETTE 4-Sided Backing Plate - Black (Custom) - See Order Forms | 716-932 | 23 | \$520 | |
| | Custom Backing Plates: See Order Forms for Min/Max Dimensions <i>Note: Rectangular backing plates can not be used with Arched Vignette Faceplates</i> | | | | |
| ARCHED VIGNETTE BACKING PLATE - Can only be used with Arched Vignette | | | | | |
| <i>OPTIONAL</i> | | | | | |
| VIGNETTE arched backing plate: 40-15/16 W x 27-11/16 H (Arch height) | | 717-847 | 13 | \$218 | |
| INLAYS FOR VIGNETTE FACEPLATES | | | | | |
| <i>OPTIONAL WHEN USING VIGNETTE FACEPLATE</i> | | | | | |
|  | Vignette Door Inlay Black | 716-913 | 7 | \$240 | |
| | Vignette Craftsman Inlay Black | 716-916 | 5 | \$251 | |
| | Cannot be used with Rustic Vignette Faceplates <i>*Black chrome undergoes a separate chroming process resulting in a mirror like finish. 2-4 week delivery</i> | | | | |
| OTHER ACCESSORIES | | Part no. | Weight | Suggested Retail | |
| HEARTH TRIM KITS - Black | | | | | |
| <i>OPTIONAL</i> | | | | | |
| Adjustable Hearth trim - Trimmable from 2-6inches | | 716-919 | 7 | \$203 | |
| Hearth trim kits are used if the unit is raised inside the fireplace. Fits perfectly with Regular Sized backing plates Dimensions: 35 3/4" W x 2-6" H | | | | | |
| MANTEL DEFLECTOR | | | | | |
| <i>OPTIONAL</i> | | | | | |
| Black Mantel Deflector | | 716-920 | 5 | \$87 | |
| Adding this optional piece, reduces the minimum mantel clearances. Available in Black only, 3-1/2" depth. | | | | | |
| GAS INSERT HARDWIRE KIT | | | | | |
| Gas insert Hardwire Kit - Includes armored cable and wire harness | | 946-854 | 8 | \$0 | |
| 2" x 3" DIRECT VENT INSERT | | | | | |
| <i>MUST CHOOSE ALL PIECES FOR 2" x 3" INSTALLATION</i> | | | | | |
|  | 2" x 3" Co-linear vertical termination cap & flashing (includes 2-3") | 946-582 | 7 | \$292 | |
| | 2" x 35 Ft. Flex chimney liner | 948-316 | 8 | \$223 | |
| | 3" x 35 Ft. Flex chimney liner | 948-305 | 11 | \$217 | |
| | ALTERNATE APPROVED CAPS | | | | |
| | Flue Adaptor Increaser - From 2" to 3" | 948-417/P | 1 | \$54 | |
| | Vertical Termination Cap | 46DVA-VC | 2 | \$214 | |
| | High Wind Cap | 46DVA-VCH | 4 | \$181 | |
| | Co-Linear Adapter with Flashing | 46DVA-GK | 6 | \$376 | |
| | 2" (Air Intake) x 3" (Exhaust). Termination Cap includes 3"x2" air intake reducer. Chimney Flashing is 16"x16" | | | | |
| | *948-417/P is REQUIRED when choosing to vent with above DuraVent Parts | | | | |

More Accessories & Venting Components at the end of this Section


All prices are in U.S. dollars.
Prices subject to change without notice.
There is a 20% restocking charge.

© 2026 Fireplace Products U.S. Inc.



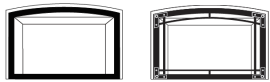

Gas Inserts - 39
Effective: January 5, 2026
Printed: Dec 22, 2025 - E. & O.E.



Regency Liberty™ Radiant Gas Inserts

2025 Suggested Retail Price - USA


| BASIC EQUIPMENT | Part no. | Weight | Suggested Retail | |
|---|---|------------|------------------|---------|
| BODY | | | | |
|  | Natural Gas Unit with Variable Speed Blower | LRI4E-NG11 | 173 | \$3,988 |
| | LP Conversion Kit for LRI4E-NG11 | 399-977 | 1 | \$98 |
| <ul style="list-style-type: none"> • LRI4E : 31 000 BTU turn down to 22,000 BTU (NG) & 31,000 BTU turn down to 22,000 BTU (LP) • LRI4E : NG efficiency 71.45%; LP efficiency 73.01% • Electronic ignition with SureFire™ switch and 5 sec FFRT • Standard unit includes: body with 30° termination (3" Air Intake x 3" Exhaust), ceramic glass, burner, variable speed blower and Proflame I GTMF Remote. <p>HDF (High_Definition_Fire) package with 6-piece realistic ceramic log set and burner, * LP Conversion Kit includes burner orifice, pilot orifice and stepper motor. Check www.regencyignite.com for the latest instruction manual</p> | | | | |

| SAMPLE PRICING: | Suggested Retail |
|---|------------------|
| LRI4E with Steel Panels and Vignette Faceplate in Black | \$4,610 |
| LRI4E with Brick Panels and Vignette Faceplate in Black | \$4,724 |

| REQUIRED EQUIPMENT | Part no. | Weight | Suggested Retail | |
|---|--|---------|------------------|---|
| VIGNETTE SERIES DESIGNER FACEPLATES | | | | |
| <i>MUST CHOOSE EITHER DESIGNER, RUSTIC OR ARCHED FACEPLATE</i> | | | | |
|  | Vignette Faceplate - Black | 399-853 | 21 | \$513 |
| | Vignette Faceplate - Tuscan Sunset | 399-851 | 21 | \$716 |
| | Vignette Faceplate - Platinum | 399-854 | 21 | \$716 |
| | Vignette Faceplate - Black Chrome | 399-852 | 21 | \$1,201 |
| | Includes safety screen Dimensions: 35-1/16"W x 22-11/16"H | | | For larger openings see the Backing Plate Dimensions |
| VIGNETTE SERIES RUSTIC FACEPLATES | | | | |
| <i>MUST CHOOSE EITHER DESIGNER, RUSTIC OR ARCHED FACEPLATE</i> | | | | |
|  | Vignette Faceplate Tudor - Black | 399-855 | 22 | \$901 |
| | Safety Screen Included Dimensions: 35-1/16"W x 22-11/16"H | | | For larger openings see the Backing Plate Dimensions |
| ARCHED VIGNETTE SERIES | | | | |
| <i>MUST CHOOSE EITHER DESIGNER, RUSTIC OR ARCHED FACEPLATE</i> | | | | |
|  | Arched Vignette Faceplate - Black | 399-843 | 42 | \$890 |
| | Arched Vignette Faceplate Decorative - Black | 399-845 | 46 | \$1,049 |
| | Safety Screen Included Dimensions: 41-1/4"W x 26-1/8"H at the arch (23 3/4" H edge) | | | For larger openings see the Backing Plate Dimensions |
| INTERIOR PANELS | | | | |
| <i>MUST CHOOSE ONE</i> | | | | |
|  | Brick Standard Design - Rustic Brown | 396-901 | 5 | \$223 |
| | Brick Standard Design - Old Town Red | 396-902 | 4 | \$223 |
| | Brick Standard Design - Volcanic Black | 396-903 | 4 | \$223 |
| | Black Steel Inner Panels | 396-907 | 7 | \$109 |
| | Black Enamel Inner Reflective Panels | 396-908 | 8 | \$480 |
| **NOTE** APPLIANCE CANNOT BE OPERATED WITHOUT PANELS | | | | |

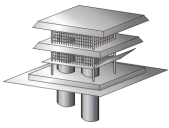
| VIGNETTE ACCESSORIES | Part no. | Weight | Suggested Retail | |
|---|---|---------|------------------|-------|
| VIGNETTE SERIES BACKING PLATES FOR LARGER FIREBOX CAVITIES | | | | |
| <i>OPTIONAL</i> | | | | |
|  | VIGNETTE <i>Small</i> Backing Plate 37-1/8"W X 23-5/8"H | 399-825 | 10 | \$120 |
| | VIGNETTE <i>Regular</i> Backing Plate 41-5/8"W X 26"H | 399-826 | 19 | \$137 |
| | VIGNETTE <i>Regular</i> Backing Plate 4-Sided 41-5/8"W X 29-1/4"H | 399-828 | 20 | \$224 |
| | VIGNETTE <i>Oversize</i> Backing Plate 44"W x 30"H | 399-827 | 23 | \$203 |
| | VIGNETTE <i>3-Sided</i> Backing Plate - Black (<i>Custom</i>) | 399-831 | 18 | \$538 |
| | VIGNETTE <i>4-Sided</i> Backing Plate - Black (<i>Custom</i>) | 399-832 | 18 | \$554 |
| Custom Backing Plates: See Order Forms for Min/Max Dimensions Note: Rectangular backing plates can not be used with Arched Vignette Faceplates | | | | |
| ARCHED VIGNETTE BACKING PLATE - Can only be used with Arched Vignette | | | | |
| <i>OPTIONAL</i> | | | | |
|  | VIGNETTE <i>Arched</i> Backing Plate 45-7/8 X 28-15/16 (Height at arch) - 25 15/16" H at the edge | 399-847 | 19 | \$251 |

All prices are in CDN dollars.
 Prices subject to change without notice.
 There is a 20% restocking charge.

| INLAYS FOR VIGNETTE FACEPLATES | OPTIONAL WHEN USING VIGNETTE FACEPLATE | | | |
|---|---|---------|---|-------|
|  | Vignette Door Inlay Black | 399-813 | 9 | \$261 |
| | Vignette Craftsman Inlay Black | 399-816 | 9 | \$261 |
| Add another level of customization to your fireplace by adding a Vignette Inlay Cannot be used with Rustic Vignette Faceplates | | | | |
| VIGNETTE SERIES BACKING PLATE SPACER | OPTIONAL | | | |
| | VIGNETTE Spacer Black 34 15/16"W x 22 5/8"H x 2 1/8"D | 399-818 | 6 | \$104 |
| | Arched VIGNETTE Spacer Black 40 1/14"W x 26-1/8"H x 1 1/2"D | 399-840 | 7 | \$131 |
| Use the spacer behind a vignette faceplate for installations in shallow firebox cavities - see manual for details. ***REQUIRED IF USING HEARTH TRIM WITH VIGNETTE FACEPLATE*** | | | | |

| OTHER ACCESSORIES | Part no. | Weight | Suggested Retail | |
|---|--|---------|------------------|-------|
| HEARTH TRIM KITS - BLACK OPTIONAL | | | | |
| | Adjustable Hearth trim - Trimmable from 2-6inches | 399-819 | 7 | \$213 |
| | Hearth trim kits are used if the unit is raised inside the fireplace. Dimensions: 41-5/8" W x 2-6" H Fits perfectly with Regular Sized backing plates | | | |
| MANTEL DEFLECTOR OPTIONAL | | | | |
| | Black Mantel Deflector | 399-820 | 6 | \$87 |
| | Adding this optional piece, reduces the minimum mantel clearances. Available in Black only, 3-1/2" depth. Fits both Vignette, and 3 Sided Faceplate | | | |

Must be installed with approved Regency Venting

| 3" x 3" DIRECT VENT INSERT | MUST CHOOSE ALL PIECES FOR 3" x 3" INSTALLATION | | | |
|--|---|----------|-------|-------|
|  | 3" x 3" Co-linear vertical termination cap & flashing | 946-529 | 7 | \$292 |
| | 3" x 35 Ft. Flex chimney liner | 948-305 | 11 | \$217 |
| | 3"(Air Intake) x 3"(Exhaust). Chimney Flashing is 16"x16" | | | |
| | ALTERNATE APPROVED CAPS | | | |
| | Vertical Termination Cap | 46DVA-VC | 2 | \$214 |
| High Wind Cap | 46DVA-VCH | 4 | \$181 | |
| Co-Linear Adapter with Flashing | 46DVA-GK | 6 | \$376 | |
| More Accessories & Venting Components at the end of this Section | | | | |

All prices are in U.S. dollars.
Prices subject to change without notice.
There is a 20% restocking charge.

© 2026 Fireplace Products U.S. Inc.

Gas Inserts - 41
Effective: January 5, 2026
Printed: Dec 22, 2025 - E. & O.E.

Regency Liberty™ Radiant Gas Inserts

2025 Suggested Retail Price - USA

| BASIC EQUIPMENT | | Part no. | Weight | Suggested Retail |
|--|---|------------|--------|------------------|
| BODY | | | | |
| | Natural Gas Unit with Variable Speed Blower | LRI6E-NG11 | 204 | \$4,599 |
| | LP Conversion Kit for LRI6E-NG11 | 299-977 | 4 | \$98 |
| <ul style="list-style-type: none"> • LRI6E : 38,000 BTU turn down to 25,000 BTU (NG) & 38,000 BTU turn down to 30 000 BTU (LP) • LRI6E : NG efficiency 73.01%; LP efficiency 70.37% • Electronic ignition with SureFire™ and 5 sec FFRT • Standard unit includes: body with 30" termination (3" AirIntake x 4" Exhaust), ceramic glass, black steel interior panels, linear burner, variable Speed blower and Proflame I GTMF Remote. HDF (High_Definition_Fire) package with 6-piece realistic ceramic log set and burner. * LP Conversion Kit includes burner orifice, stepper motor, 5/32 Allen Key and pilot orifice <p>Check www.regencyignite.com for the latest instruction manual</p> | | | | |

| SAMPLE PRICING: | | Suggested Retail |
|--|--|------------------|
| LRI6E with Vignette Faceplate in Black | | \$5,201 |
| LRI6E with Vignette Faceplate and regular sized backing plate in Black | | \$5,404 |

| REQUIRED EQUIPMENT | | Part no. | Weight | Suggested Retail |
|---|--|----------|--------|------------------|
| VIGNETTE SERIES DESIGNER FACEPLATES | | | | |
| <i>MUST CHOOSE EITHER DESIGNER, RUSTIC OR ARCHED FACEPLATE</i> | | | | |
| | Vignette Faceplate - Black | 299-853 | 25 | \$602 |
| | Vignette Faceplate - Tuscan Sunset | 299-851 | 25 | \$732 |
| | Vignette Faceplate - Platinum | 299-854 | 25 | \$732 |
| | Vignette Faceplate - Black Chrome | 299-852 | 25 | \$1,213 |
| Safety Screen Included Dimensions: 40-1/16" W x 26-13/16"H For larger openings see the Backing Plate Dimensions | | | | |
| VIGNETTE SERIES RUSTIC FACEPLATES | | | | |
| <i>MUST CHOOSE EITHER DESIGNER, RUSTIC OR ARCHED FACEPLATE</i> | | | | |
| | Vignette Faceplate Tudor - Black | 299-855 | 27 | \$935 |
| Safety Screen Included Dimensions: 40-1/16" W x 26-13/16"H For larger openings see the Backing Plate Dimensions | | | | |
| ARCHED VIGNETTE SERIES | | | | |
| <i>MUST CHOOSE EITHER DESIGNER, RUSTIC OR ARCHED FACEPLATE</i> | | | | |
| | Arched Vignette Faceplate - Black | 299-843 | 50 | \$967 |
| | Arched Vignette Faceplate Decorative - Black | 299-845 | 54 | \$1,130 |
| Safety Screen Included Dimensions: 45-3/8"W x 30-7/16"H (top of arch) 27 13/16"H For larger openings see the Backing Plate Dimensions | | | | |

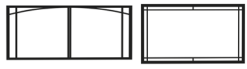


| NON-COMBUSTIBLE BOARD | | <i>OPTIONAL</i> | | |
|--|--|-----------------|----|-----------|
| Non-Combustible Board (For Hearth floor) | | 296-936 | 11 | No Charge |
| Calcium Silicate Board. Dimensions: 44"L x 14"W. See manual for details. | | | | |

| VIGNETTE ACCESSORIES | | Part no. | Weight | Suggested Retail |
|---|--|----------|--------|------------------|
| VIGNETTE SERIES BACKING PLATES FOR LARGER FIREBOX CAVITIES | | | | |
| <i>OPTIONAL</i> | | | | |
| | VIGNETTE <i>Small</i> Backing Plate - 41"W X 27-3/4"H | 299-825 | 11 | \$175 |
| | VIGNETTE <i>Regular</i> Backing Plate - 47-3/8"W X 30-1/2"H | 299-826 | 22 | \$203 |
| | VIGNETTE <i>Regular</i> Backing Plate <i>4-Sided</i> - 47-3/8"W X 34-1/8"H | 299-828 | 26 | \$240 |
| | VIGNETTE <i>Oversize</i> Backing Plate - 48-3/8"W x 33"H | 299-827 | 25 | \$240 |
| | VIGNETTE <i>3-Sided</i> Backing Plate - Black (<i>Custom</i>) | 299-831 | 18 | \$570 |
| | VIGNETTE <i>4-Sided</i> Backing Plate - Black (<i>Custom</i>) | 299-832 | 18 | \$610 |
| Custom Backing Plates: See Order Forms for Min/Max Dimensions Note: Rectangular backing plates can not be used with Arched Vignette Faceplates | | | | |
| ARCHED VIGNETTE BACKING PLATE - Can only be used with Arched Vignette | | | | |
| <i>OPTIONAL</i> | | | | |
| | VIGNETTE <i>Arched</i> Backing Plate 50-7/8" X 33-1/16" (Height at arch) 29 13/16" Height at the edge | 299-847 | 19 | \$267 |

All prices are in U.S. dollars.
Prices subject to change without notice.
There is a 20% restocking charge.

Regency Liberty™ Radiant Gas Inserts

2025 Suggested Retail Price - USA


| | Part no. | Weight | Suggested Retail |
|--|---|---------|------------------|
| INLAYS FOR VIGNETTE FACEPLATES | | | |
| <i>OPTIONAL WHEN USING VIGNETTE FACEPLATE</i> | | | |
|  | Vignette Door Inlay Black | 299-813 | 11 |
| | Vignette Craftsman Inlay Black | 299-816 | 10 |
| Add another level of customization to your fireplace by adding a Vignette Inlay <i>Cannot be used with Rustic Vignette Faceplates</i> | | | |
| VIGNETTE SERIES BACKING PLATE SPACER | | | |
| <i>OPTIONAL</i> | | | |
| | VIGNETTE Spacer Black 39 15/16"W x 26 3/4"H x 2 1/2"D | 299-818 | 8 |
| | Arched VIGNETTE Spacer Black 45-3/8" x 30-7/16" x 1 3/16" D | 299-840 | 9 |
| Use the spacer behind a vignette faceplate for installations in shallow firebox cavities - see manual for details. ***REQUIRED IF USING HEARTH TRIM WITH VIGNETTE FACEPLATE*** | | | |
| VIGNETTE SERIES MANTEL DEFLECTOR | | | |
| <i>OPTIONAL</i> | | | |
| | Black Mantel Deflector | 299-820 | 6 |
| | Adding this optional piece, reduces the minimum mantel clearances. <i>Available in Black only, 3-1/2" depth.</i> | | |
| <i>*only available for use with Vignette Faceplates at this time</i> | | | |
| ACCESSORIES | | | |
| INTERIOR PANELS | | | |
|  | Brick Standard Design - Rustic Brown | 296-901 | 7 |
| | Brick Standard Design - Old Town Red | 296-902 | 9 |
| | Brick Standard Design - Volcanic Black | 296-903 | 10 |
| | Black Enamel Inner Reflective Panels | 296-908 | 12 |
| <i>OPTIONAL</i> | | | |
| HEARTH TRIM KITS - BLACK | | | |
| | Adjustable Hearth trim - Trimmable from 2-6inches | 299-819 | 7 |
| | Hearth trim kits are used if the unit is raised inside the fireplace. Dimensions: 47-3/8" W x 2-6" H Fits perfectly with Regular Sized backing plates | | |
| Must be installed with approved Regency Venting | | | |
| 3" x 4" DIRECT VENT INSERT | | | |
| <i>MUST CHOOSE ALL PIECES FOR 3" x 4" INSTALLATION</i> | | | |
|  | 3" x 4" Co-linear vertical termination cap & flashing | 946-588 | 7 |
| | 3" x 35 Ft. Flex chimney liner | 948-305 | 11 |
| | 4" x 35 Ft. Flex chimney liner | 948-336 | 11 |
| | 3"(Air Intake) x 4"(Exhaust). Chimney Flashing is 16"x16" | | |
| More Accessories & Venting Components at the end of this Section | | | |




| |
|-----------------------|
| HRI3E |
| Compact DV Gas Insert |

Regency Horizon® Radiant Compact Gas Insert

2025 Suggested Retail Price - USA







| BASIC EQUIPMENT | Part no. | Weight | Suggested Retail | |
|---|--------------------------------------|------------|------------------|---------|
| BODY | | | | |
|  | HRI3E - Small Gas Insert *WQL | HRI3E-NG11 | 110 | \$2,575 |
| | LP Conversion Kit for HRI3E-NG11 | 717-977 | 1 | \$98 |
| <ul style="list-style-type: none"> HRI3E : 19 500 BTU turn down to 14 000 BTU (NG) & 19 000 BTU turn down to 15 500 BTU (LP) HRI3E : NG efficiency 71.73%; LP efficiency 72.87% Electronic ignition with 5 Sec FFRT Standard unit includes: body with 30° termination (2" Air Intake x 3" Exhaust), ceramic glass, black steel interior panels, burner, variable speed blower and Proflame II Remote. <p>Check www.regencyignite.com for the latest instruction manual</p> | | | | |

| SAMPLE PRICING: | Suggested Retail |
|--|------------------|
| HRI3E with Vignette Faceplate in Black with Crystals | \$3,105 |

| REQUIRED EQUIPMENT | Part no. | Weight | Suggested Retail | |
|--|--|---------|------------------|---------|
| VIGNETTE SERIES DESIGNER FACEPLATES | MUST CHOOSE EITHER DESIGNER, RUSTIC OR ARCHED FACEPLATE | | | |
|  | Vignette Faceplate - Black | 716-923 | 20 | \$480 |
| | Vignette Faceplate - Tuscan Sunset | 716-921 | 21 | \$666 |
| | Vignette Faceplate - Platinum | 716-924 | 21 | \$666 |
| | Vignette Faceplate - Black Chrome | 716-922 | 20 | \$1,141 |
| Safety Screen Included - Dimensions: 29 1/4"W X 22 1/8"H For larger openings see the Backing Plate Dimensions | | | | |

| VIGNETTE SERIES RUSTIC FACEPLATES | Part no. | Weight | Suggested Retail |
|--|--|--------|------------------|
| Tudor | MUST CHOOSE EITHER DESIGNER, RUSTIC OR ARCHED FACEPLATE | | |
| Vignette Faceplate Tudor - Black - 2-4 week delivery | 716-936 | 21 | \$836 |
| Safety Screen Included - Dimensions: 29 1/4"W X 22 1/8"H For larger openings see the Backing Plate Dimensions | | | |

| ARCHED VIGNETTE SERIES | Part no. | Weight | Suggested Retail |
|---|----------|--------|------------------|
| Arched Vignette Faceplate - Black | 717-843 | 32 | \$807 |
| Arched Vignette Faceplate Decorative - Black | 717-845 | 35 | \$967 |
| Safety Screen Included - Dimensions: 35-15/16"W x 25-3/16"H (top of arch) 22 11/16"H edge For larger openings see the Backing Plate Dimensions | | | |

| GLASS MEDIA (FOR BURNER AND FIREBLOX FLOOR) | Part no. | Weight | Suggested Retail | |
|---|--|---------|------------------|------|
| REQUIRES 4 LBS | | | | |
| 5 LB BAG MUST CHOOSE ONE BAG | | | | |
|    | Black Reflective Crystals | 946-775 | 5 | \$50 |
| | Copper Crystals | 946-776 | 5 | \$50 |
| | Starfire Crystals | 946-777 | 5 | \$50 |
| 5 LB BAG MUST CHOOSE ONE BAG | | | | |
|    | Black Firebeads | 946-739 | 5 | \$47 |
| | Caramel Luster Firebeads (Light Brown) | 946-742 | 5 | \$47 |
| | Glacier Ice Firebeads (Clear White) | 946-741 | 5 | \$47 |

| VIGNETTE ACCESSORIES | Part no. | Weight | Suggested Retail |
|---|-----------------|--------|------------------|
| VIGNETTE SERIES BACKING PLATES FOR LARGER FIREBOX CAVITIES | OPTIONAL | | |
| VIGNETTE <i>Small</i> Backing Plate - 31 1/4"W X 23 1/3"H | 716-925 | 14 | \$147 |
| VIGNETTE <i>Regular</i> Backing Plate - 35 3/4"W X 25 5/8"H | 716-926 | 14 | \$196 |
| VIGNETTE <i>Regular</i> Backing Plate 4-Sided - 35 3/4"W X 28 5/8"H | 716-928 | 16 | \$229 |
| VIGNETTE <i>Oversize</i> Backing Plate - 38 3/16"W X 29 5/8"H | 716-927 | 22 | \$203 |
| VIGNETTE <i>3-Sided</i> Backing Plate - Black (Custom) - See Order Forms | 716-931 | 31 | \$458 |
| VIGNETTE <i>4-Sided</i> Backing Plate - Black (Custom) - See Order Forms | 716-932 | 23 | \$520 |
| Custom Backing Plates: See Order Forms for Min/Max Dimensions | | | |
| Note: Rectangular backing plates can not be used with Arched Vignette Faceplates | | | |
| ARCHED VIGNETTE BACKING PLATE - Can only be used with Arched Vignette | OPTIONAL | | |
| VIGNETTE <i>Arched</i> Backing Plate 40-15/16" W X 27-11/16" H (Height at arch) 24 1/2" H at the edge | 717-847 | 13 | \$218 |

All prices are in U.S. dollars.
Prices subject to change without notice.
There is a 20% restocking charge.

© 2026 Fireplace Products U.S. Inc.

Gas Inserts - 44
Effective: January 5, 2026
Printed: Dec 22, 2025 - E. & O.E.

Regency Horizon® Radiant Compact Gas Insert

2025 Suggested Retail Price - USA




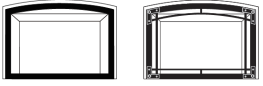




| ACCESSORIES | Part no. | Weight | Suggested Retail |
|---|---|-----------|------------------|
| INLAYS FOR VIGNETTE FACEPLATES | | | |
| <i>OPTIONAL WHEN USING VIGNETTE FACEPLATE</i> | | | |
| | Vignette Door Inlay Black | 716-913 | 7 \$240 |
| | Vignette Craftsman Inlay Black | 716-916 | 5 \$251 |
| Cannot be used with Rustic Vignette Faceplates <i>*Black chrome undergoes a separate chroming process resulting in a mirror like finish. 2-4 week delivery</i> | | | |
| INTERIOR PANELS | | | |
| <i>OPTIONAL</i> | | | |
| | Black Enamel Inner Reflective Panels | 716-908 | 7 \$447 |
| 3-piece reflective panels accentuate the depth of the fire in this contemporary gas insert. | | | |
| LOG SET | | | |
| <i>OPTIONAL</i> | | | |
| | Driftwood Log Set | 716-935/P | 6 Free |
| | ***Requires 4 Lbs Crystals or Beads*** <i>Can be used on Natural Gas and Propane units</i> | | |
| STONES | | | |
| <i>OPTIONAL</i> | | | |
| | Natural Ceramic Spa Stones | 946-674 | 2 \$318 |
| | Slate Black & Gray Basalt Volcanic Stones | 946-710 | 16 \$65 |
| | Ivory & Tan Basalt Volcanic Stones | 946-711 | 16 \$65 |
| Note: 4 Lbs of crystals required underneath spa stones (on burner), 70 stones required (one package) | | | |
| PEBBLES (FOR FIREBOX FLOOR) | | | |
| <i>OPTIONAL</i> | | | |
| | Natural River Pebbles | 946-672 | 6 \$50 |
| Note: 4 Lbs of crystals required underneath river pebbles (on burner). 1 package required. | | | |
| HEARTH TRIM KITS - Black | | | |
| <i>OPTIONAL</i> | | | |
| | Adjustable Hearth trim - Trimmable from 2-6inches | 716-919 | 7 \$203 |
| Hearth trim kits are used if the unit is raised inside the fireplace. Dimensions: 35 3/4" W x 2-6" H Fits perfectly with Regular Sized backing plates | | | |
| MANTEL DEFLECTOR | | | |
| <i>OPTIONAL</i> | | | |
| | Black Mantel Deflector | 716-920 | 5 \$87 |
| Adding this optional piece, reduces the minimum mantel clearances. Available in Black only, 3-1/2" depth. | | | |
| GAS INSERT HARDWIRE KIT | | | |
| | Gas insert Hardwire Kit - Includes armored cable and wire harness | 946-854 | 8 \$0 |

Must be installed with approved Regency Venting

| 2" x 3" DIRECT VENT INSERT | MUST CHOOSE ALL PIECES FOR 2" x 3" INSTALLATION | | |
|----------------------------|--|-----------|----------|
| | 2" x 3" Co-linear vertical termination cap & flashing (includes 2-3" adaptor) | 946-582 | 7 \$292 |
| | 2" x 35 Ft. Flex chimney liner | 948-316 | 8 \$223 |
| | 3" x 35 Ft. Flex chimney liner | 948-305 | 11 \$217 |
| | ALTERNATE APPROVED CAPS | | |
| | Flue Adaptor Increaser - From 2" to 3" | 948-417/P | 1 \$54 |
| | Vertical Termination Cap | 46DVA-VC | 2 \$214 |
| | High Wind Cap | 46DVA-VCH | 4 \$181 |
| | Co-Linear Adapter with Flashing | 46DVA-GK | 6 \$376 |
| | 2"(Air Intake) x 3"(Exhaust). Termination Cap includes 3"x2" air intake reducer. Chimney Flashing is 16"x16" | | |
| | *948-417/P is REQUIRED when choosing to vent with above DuraVent Parts | | |

More Accessories & Venting Components at the end of this Section

All prices are in U.S. dollars.
Prices subject to change without notice.
There is a 20% restocking charge.

| BASIC EQUIPMENT | | Part no. | Weight | Suggested Retail |
|---|--|------------|--------|-------------------------|
| BODY | | | | |
|  | HRI4E - Medium Gas Insert *WQL | HRI4E-NG11 | 140 | \$3,215 |
| | LP Conversion Kit for HRI4E-NG11 | 399-977 | 1 | \$98 |
| <ul style="list-style-type: none"> • HRI4E : 31,000 BTU turn down to 22,000 BTU (NG) & 31,000 BTU turn down to 26,000 BTU (LP) • HRI4E : NG efficiency 71.45%; LP efficiency 73.01% • Electronic ignition with SureFire™ switch and 5 sec FFRT • Standard unit includes: body with 30" termination (3" Air Intake x 3" Exhaust), ceramic glass, burner, variable speed blower and Proflame I GTMF Remote. * LP Conversion Kit includes burner orifice, stepper motor, 5/32 Allen Key and pilot orifice <p>Check www.regencyignite.com for the latest instruction manual</p> | | | | |
| SAMPLE PRICING: | | | | Suggested Retail |
| HRI4E with Steel Panels, 8 Lbs Crystals & Vignette Faceplate in Black | | | | \$3,932 |
| REQUIRED EQUIPMENT | | Part no. | Weight | Suggested Retail |
| VIGNETTE SERIES DESIGNER FACEPLATES MUST CHOOSE EITHER DESIGNER, RUSTIC OR ARCHED FACEPLATE | | | | |
|  | Vignette Faceplate - Black | 399-853 | 21 | \$513 |
| | Vignette Faceplate - Tuscan Sunset | 399-851 | 21 | \$716 |
| | Vignette Faceplate - Platinum | 399-854 | 21 | \$716 |
| | Vignette Faceplate - Black Chrome | 399-852 | 21 | \$1,201 |
| | Safety Screen Included Dimensions: 35-1/16"W x 22-11/16"H For larger openings see the Backing Plate Dimensions | | | |
| VIGNETTE SERIES RUSTIC FACEPLATES MUST CHOOSE EITHER DESIGNER, RUSTIC OR ARCHED FACEPLATE | | | | |
|  | Vignette Faceplate Tudor - Black | 399-855 | 22 | \$901 |
| | Safety Screen Included Dimensions: 35-1/16"W x 22-11/16"H For larger openings see the Backing Plate Dimensions | | | |
| ARCHED VIGNETTE SERIES MUST CHOOSE EITHER DESIGNER, RUSTIC OR ARCHED FACEPLATE | | | | |
|  | Arched Vignette Faceplate - Black | 399-843 | 42 | \$890 |
| | Arched Vignette Faceplate Decorative - Black | 399-845 | 46 | \$1,049 |
| | Safety Screen Included Dimensions: 41-1/4"W x 26-1/8"H at the arch (23 3/4" H edge) For larger openings see the Backing Plate Dimensions | | | |
| INNER PANELS MUST CHOOSE ONE | | | | |
| Black Steel Inner Panels | | 396-907 | 7 | \$109 |
| Black Enamel Inner Reflective Panels | | 396-908 | 8 | \$480 |
| 3-piece panels accentuate the depth of the fire in this contemporary gas insert. | | | | |
| GLASS MEDIA (FOR BURNER OR FIREBOX FLOOR) REQUIRES 8 LBS - 5 LBS BURNER, 3 LBS FIREBOX | | | | |
| 5 LB BAG MUST CHOOSE ONE BAG | | | | |
|  | Black Reflective Crystals | 946-775 | 5 | \$50 |
| | Copper Crystals | 946-776 | 5 | \$50 |
| | Starfire Crystals | 946-777 | 5 | \$50 |
| 1 LB BAG MUST CHOOSE THREE BAGS | | | | |
|  | Black Reflective Crystals | 946-675 | 1 | \$15 |
| | Copper Crystals | 946-676 | 1 | \$15 |
| | Starfire Crystals | 946-677 | 1 | \$15 |
| 5 LB BAG MUST CHOOSE ONE BAG | | | | |
|  | Black Firebeads | 946-739 | 5 | \$47 |
| | Caramel Luster Firebeads (Light Brown) | 946-742 | 5 | \$47 |
| | Glacier Ice Firebeads (Clear White) | 946-741 | 5 | \$47 |
| 1 LB BAG MUST CHOOSE THREE BAGS | | | | |
|  | Black Firebeads | 946-735 | 1 | \$15 |
| | Caramel Luster Firebeads (Light Brown) | 946-738 | 1 | \$15 |
| | Glacier Ice Firebeads (Clear White) | 946-737 | 1 | \$15 |
| VIGNETTE SERIES BACKING PLATES FOR LARGER FIREBOX CAVITIES OPTIONAL | | | | |
| VIGNETTE <i>Small</i> Backing Plate 37-1/8"W X 23-5/8"H | | 399-825 | 10 | \$120 |
| VIGNETTE <i>Regular</i> Backing Plate 41-5/8"W X 26"H | | 399-826 | 19 | \$137 |
| VIGNETTE <i>Regular</i> Backing Plate 4-Sided 41-5/8"W X 29-1/4"H | | 399-828 | 20 | \$224 |
| VIGNETTE <i>Oversize</i> Backing Plate 44"W x 30"H | | 399-827 | 23 | \$203 |
| VIGNETTE <i>3-Sided</i> Backing Plate - Black (Custom) | | 399-831 | 18 | \$538 |
| VIGNETTE <i>4-Sided</i> Backing Plate - Black (Custom) | | 399-832 | 18 | \$554 |
| Custom Backing Plates: See Order Forms for Min/Max Dimensions <i>Note: Rectangular backing plates can not be used with Arched Vignette Faceplates</i> | | | | |
| ARCHED VIGNETTE BACKING PLATE - Can only be used with Arched Vignette OPTIONAL | | | | |
| VIGNETTE <i>Arched</i> Backing Plate 45-7/8 X 28-15/16 (Height at arch) - 25 15/16" H at the edge | | 399-847 | 19 | \$251 |

All prices are in U.S. dollars.
Prices subject to change without notice.
There is a 20% restocking charge.

| VIGNETTE ACCESSORIES | | Part no. | Weight | Suggested Retail |
|---|--------------------------------|---|--------|------------------|
| INLAYS FOR VIGNETTE FACEPLATES | | <i>OPTIONAL WHEN USING VIGNETTE FACEPLATE</i> | | |
| | Vignette Door Inlay Black | 399-813 | 9 | \$261 |
| | Vignette Craftsman Inlay Black | 399-816 | 9 | \$261 |
| Add another level of customization to your fireplace by adding a Vignette Inlay Cannot be used with Rustic Vignette Faceplates | | | | |
| VIGNETTE SERIES BACKING PLATE SPACER | | <i>OPTIONAL</i> | | |
| VIGNETTE Spacer Black 34 15/16"W x 22 5/8"H x 2 1/8"D | | 399-818 | 6 | \$104 |
| Arched VIGNETTE Spacer Black 40 -1/14"W x 26-1/8"H x 1.5"D | | 399-840 | 7 | \$131 |
| Use the spacer behind a vignette faceplate for installations in shallow firebox cavities - see manual for details. | | | | |

| OTHER ACCESSORIES | | Part no. | Weight | Suggested Retail |
|--|---|-----------------|--------|------------------|
| HEARTH TRIM KITS - BLACK | | <i>OPTIONAL</i> | | |
| Adjustable Hearth trim - Trimmable from 2-6inches | | 399-819 | 7 | \$213 |
| Hearth trim kits are used if the unit is raised inside the fireplace. Dimensions: 41-5/8" W x 2-6" H Fits perfectly with Regular Sized backing plates | | | | |
| LOG SET | | <i>OPTIONAL</i> | | |
| | Driftwood Log Set - NG Only | 298-930/P | 8 | Free |
| | ***Requires 6 Lbs Crystals or Beads*** If crystals or beads previously installed, remove 2 Lbs. | | | |
| STONES | | <i>OPTIONAL</i> | | |
| | Natural Ceramic Spa Stones | 946-674 | 2 | \$318 |
| | Slate Black & Gray Basalt Volcanic Stones | 946-710 | 16 | \$65 |
| | Ivory & Tan Basalt Volcanic Stones | 946-711 | 16 | \$65 |
| | Note: 7 Lbs of crystals required underneath spa stones (on burner). | | | |
| PEBBLES (FOR FIREBOX FLOOR) | | <i>OPTIONAL</i> | | |
| Natural River Pebbles | | 946-672 | 6 | \$50 |
| Add Optional River Pebbles to the base of your HRI4E firebox to accent the Fire. 1 packaged required. | | | | |
| MANTEL DEFLECTOR | | <i>OPTIONAL</i> | | |
| Mantel Deflector - Black | | 399-820 | 6 | \$87 |
| Adding this optional piece, reduces the minimum mantel clearances. Available in Black only, 3-1/2" depth. | | | | |

Must be installed with approved Regency Venting

| 3"x 3" DIRECT VENT INSERT | | <i>MUST CHOOSE ALL PIECES FOR 3" x 3" INSTALLATION</i> | | | |
|---|---|--|-------|-------|--|
| | 3" x 3" Co-linear vertical termination cap & flashing | 946-529 | 7 | \$292 | |
| | 3" x 35 Ft. Flex chimney liner | 948-305 | 11 | \$217 | |
| | 3"(Air Intake) x 3"(Exhaust). Chimney Flashing is 16"x16" | | | | |
| | ALTERNATE APPROVED CAPS | | | | |
| | Vertical Termination Cap | 46DVA-VC | 2 | \$214 | |
| High Wind Cap | 46DVA-VCH | 4 | \$181 | | |
| Co-Linear Adapter with Flashing | 46DVA-GK | 6 | \$376 | | |
| More Accessories & Venting Components at the end of this Section | | | | | |


All prices are in U.S. dollars.
Prices subject to change without notice.
There is a 20% restocking charge.








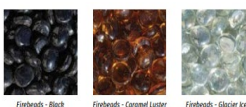
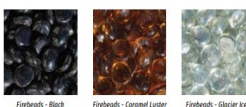


Regency Horizon™ Contemporary Radiant Gas Inserts

HRI6E
Large DV Gas Insert

2025 Suggested Retail Price - USA

| BASIC EQUIPMENT | | Part no. | Weight | Suggested Retail |
|---|----------------------------------|------------|--------|------------------|
| BODY | | | | |
|  | HRI6E Large Gas Insert *WQL | HRI6E-NG11 | 175 | \$3,486 |
| | LP Conversion Kit for HRI6E-NG11 | 299-977 | 4 | \$98 |
| <ul style="list-style-type: none"> HRI6E : 38,000 BTU turn down to 25,000 BTU (NG) & 38,000 BTU turn down to 30 000 BTU (LP) HRI6E : NG efficiency 73.01%; LP efficiency 70.37% Electronic ignition with SureFire™ switch and 5 sec FFRT Standard unit includes: body with 30° termination (3" AirIntake x 4" Exhaust), ceramic glass, black steel interior panels, linear burner, variable Speed blower and Proflame I GTMF Remote. * LP Conversion Kit includes burner orifice, pilot orifice and stepper motor. <p>* LP Conversion Kit includes burner orifice, pilot orifice and stepper motor. Check www.regencyignite.com for the latest instruction manual</p> | | | | |

| SAMPLE PRICING: | | Suggested Retail |
|---|--|------------------|
| HRI6E with 11 Lbs Crystals & Vignette Faceplate in Black | | \$4,203 |
| HRI6E with 11 Lbs Crystals, Vignette Faceplate in Black and regular sized backing plate | | \$4,406 |

| REQUIRED EQUIPMENT | | Part no. | Weight | Suggested Retail |
|---|---|----------|--------|------------------|
| VIGNETTE SERIES DESIGNER FACEPLATES | | | | |
| <i>MUST CHOOSE EITHER DESIGNER, RUSTIC OR ARCHED FACEPLATE</i> | | | | |
|  | Vignette Faceplate - Black | 299-853 | 25 | \$602 |
| | Vignette Faceplate - Tuscan Sunset | 299-851 | 25 | \$732 |
| | Vignette Faceplate - Platinum | 299-854 | 25 | \$732 |
| | Vignette Faceplate - Black Chrome | 299-852 | 25 | \$1,213 |
| | Dimensions: 40-1/16" W x 26-13/16"H For larger openings see the Backing Plate Dimensions | | | |
| VIGNETTE SERIES RUSTIC FACEPLATES | | | | |
| <i>MUST CHOOSE EITHER DESIGNER, RUSTIC OR ARCHED FACEPLATE</i> | | | | |
|  | Vignette Faceplate Tudor - Black | 299-855 | 27 | \$935 |
| | Safety Screen Included Dimensions: 40-1/16" W x 26-13/16"H For larger openings see the Backing Plate Dimensions | | | |
| ARCHED VIGNETTE SERIES | | | | |
| <i>MUST CHOOSE EITHER DESIGNER, RUSTIC OR ARCHED FACEPLATE</i> | | | | |
|  | Arched Vignette Faceplate - Black | 299-843 | 50 | \$967 |
| | Arched Vignette Faceplate Decorative - Black | 299-845 | 54 | \$1,130 |
| | Safety Screen Included Dimensions: 45-3/8"W x 30-7/16"H (top of arch) 27 13/16"H For larger openings see the Backing Plate Dimensions | | | |
| NON-COMBUSTIBLE BOARD | | | | |
| <i>OPTIONAL</i> | | | | |
| Non-Combustible Board (For Hearth floor) | | 296-936 | 11 | No Charge |
| Calcium Silicate Board. Dimensions: 44"L x 14"W. See manual for details. | | | | |
| GLASS MEDIA (FOR BURNER OR FIREBOX) | | | | |
| <i>REQUIRES 11 LBS - 6 LBS BURNER AND 5 LBS FIREBOX</i> | | | | |
| <i>MUST CHOOSE TWO BAGS</i> | | | | |
| 5 LB BAG | | | | |
|  | Black Reflective Crystals | 946-775 | 5 | \$50 |
| | Copper Crystals | 946-776 | 5 | \$50 |
| | Starfire Crystals | 946-777 | 5 | \$50 |
| <i>MUST CHOOSE ONE BAG</i> | | | | |
| 1 LB BAG | | | | |
|  | Black Reflective Crystals | 946-675 | 1 | \$15 |
| | Copper Crystals | 946-676 | 1 | \$15 |
| | Starfire Crystals | 946-677 | 1 | \$15 |
| <i>MUST CHOOSE TWO BAGS</i> | | | | |
| 5 LB BAG | | | | |
|  | Black Firebeads | 946-739 | 5 | \$47 |
| | Caramel Luster Firebeads (Light Brown) | 946-742 | 5 | \$47 |
| | Glacier Ice Firebeads (Clear White) | 946-741 | 5 | \$47 |
| <i>MUST CHOOSE ONE BAG</i> | | | | |
| 1 LB BAG | | | | |
|  | Black Firebeads | 946-735 | 1 | \$15 |
| | Caramel Luster Firebeads (Light Brown) | 946-738 | 1 | \$15 |
| | Glacier Ice Firebeads (Clear White) | 946-737 | 1 | \$15 |
| VIGNETTE SERIES BACKING PLATES FOR LARGER FIREBOX CAVITIES | | | | |
| <i>OPTIONAL</i> | | | | |
|  | VIGNETTE Small Backing Plate - 41"W X 27-3/4"H | 299-825 | 11 | \$175 |
| | VIGNETTE Regular Backing Plate - 47-3/8"W X 30-1/2"H | 299-826 | 22 | \$203 |
| | VIGNETTE Regular Backing Plate 4-Sided - 47-3/8"W X 34-1/8"H | 299-828 | 26 | \$240 |
| | VIGNETTE Oversize Backing Plate - 48-3/8"W x 33"H | 299-827 | 25 | \$240 |
| | VIGNETTE 3-Sided Backing Plate - Black (Custom) | 299-831 | 18 | \$570 |
| | VIGNETTE 4-Sided Backing Plate - Black (Custom) | 299-832 | 18 | \$610 |
| | Custom Backing Plates: See Order Forms for Min/Max Dimensions Note: Rectangular backing plates can not be used with Arched Vignette Faceplates | | | |
| ARCHED VIGNETTE BACKING PLATE - Can only be used with Arched Vignette | | | | |
| <i>OPTIONAL</i> | | | | |
|  | VIGNETTE Arched Backing Plate 50-7/8" X 33-1/16" (Height at arch) 29 13/16" Height at the edge | 299-847 | 19 | \$267 |

All prices are in U.S. dollars.
Prices subject to change without notice.
There is a 20% restocking charge.

© 2026 Fireplace Products U.S. Inc.

Gas Inserts - 48
Effective: January 5, 2026
Printed: Dec 22, 2025 - E. & O.E.

| VIGNETTE ACCESSORIES | Part no. | Weight | Suggested Retail | |
|--|--|---------|------------------|---|
| INLAYS FOR VIGNETTE FACEPLATES | | | | |
| OPTIONAL WHEN USING VIGNETTE FACEPLATE | | | | |
| | Vignette Door Inlay Black | 299-813 | 11 | \$261 |
| | Vignette Craftsman Inlay Black | 299-816 | 10 | \$261 |
| Add another level of customization to your fireplace by adding a Vignette Inlay <i>Cannot be used with Rustic Vignette Faceplates</i> | | | | |
| VIGNETTE SERIES BACKING PLATE SPACER | | | | |
| OPTIONAL | | | | |
| | VIGNETTE Spacer Black 39 15/16"W x 26 3/4"H x 2 1/2"D | 299-818 | 8 | \$114 |
| | Arched VIGNETTE Spacer Black 45-3/8" x 30-7/16" x 1 3/16" D | 299-840 | 9 | \$147 |
| Use the spacer behind a vignette faceplate for installations in shallow firebox cavities - see manual for details. | | | | |
| VIGNETTE SERIES MANTEL DEFLECTOR | | | | |
| OPTIONAL | | | | |
| | Mantel Deflector* - VIGNETTE Black | 299-820 | 6 | \$87 |
| | Adding this optional piece, reduces the minimum mantel clearances. Available in Black only, 3-1/2" depth. | | | *only available for use with Vignette Faceplates at this time |


| OTHER ACCESSORIES | Part no. | Weight | Suggested Retail | |
|------------------------------------|---|-----------|------------------|-------|
| REFLECTIVE PANELS | | | | |
| OPTIONAL | | | | |
| | Black Enamel Inner Reflective Panels | 296-908 | 12 | \$475 |
| | 3-piece reflective panels accentuate the depth of the fire in this contemporary gas insert. | | | |
| HEARTH TRIM KITS - BLACK | | | | |
| OPTIONAL | | | | |
| | Adjustable Hearth trim - Trimmable from 2-6inches | 299-819 | 7 | \$218 |
| | Hearth trim kits are used if the unit is raised inside the fireplace. Dimensions: 47-3/8" W x 2-6" H Fits perfectly with Regular Sized backing plates | | | |
| LOG SET | | | | |
| OPTIONAL | | | | |
| | Driftwood Log Set - NG Only | 298-930/P | 8 | Free |
| | ***Requires 9 Lbs Crystals or Beads*** If crystals or beads previously installed, remove 2 Lbs. | | | |
| STONES | | | | |
| OPTIONAL | | | | |
| | Natural Ceramic Spa Stones | 946-674 | 2 | \$318 |
| | Slate Black & Gray Basalt Volcanic Stones | 946-710 | 16 | \$65 |
| | Ivory & Tan Basalt Volcanic Stones | 946-711 | 16 | \$65 |
| | Accentuate the Horizon burner with Ceramic Spa Style Rocks, or larger volcanic stones. Note: 7 Lbs of crystals required underneath spa stones (on burner). | | | |
| PEBBLES (FOR FIREBOX FLOOR) | | | | |
| OPTIONAL | | | | |
| | Natural River Pebbles | 946-672 | 6 | \$50 |
| | Add Optional River Pebbles to the base of your HRI6E firebox to accent the Fire. 2 packages required. | | | |

Must be installed with approved Regency Venting

| 3" x 4" DIRECT VENT INSERT | MUST CHOOSE ALL PIECES FOR 3" x 4" INSTALLATION | | | |
|----------------------------|---|---------|----|-------|
| | 3" x 4" Co-linear vertical termination cap & flashing | 946-588 | 7 | \$318 |
| | 3" x 35 Ft. Flex chimney liner | 948-305 | 11 | \$217 |
| | 4" x 35 Ft. Flex chimney liner | 948-336 | 11 | \$238 |
| | 3"(Air Intake) x 4"(Exhaust). Chimney Flashing is 16"x16" | | | |

More Accessories & Venting Components at the end of this Section

BASIC EQUIPMENT


| | Part no. | Weight | Suggested Retail | |
|--|-------------------|----------|------------------|---------|
| BODY | | | | |
|  | Natural Gas | E33-NG10 | 157 | \$4,014 |
| | LP Conversion Kit | 342-969 | 1 | \$98 |
| • E33 : 38 000 BTU turn down to 20 000 BTU (NG) & 35 500 BTU turn down to 19 000 BTU (LP) NG efficiency 70.14%; LP efficiency 70.73% • Direct spark ignition • Standard unit includes: body with 30° termination (3" Air Intake x 3" Exhaust), ceramic glass, safety screen, GTMF remote, variable speed thermostatically controlled blower, burner with log set and ember bed with grate. * LP Conversion Kit includes burner orifice, stepper motor, 5/32 Allen Key and pilot orifice The blower speed on this unit cannot be adjusted from the remote, even if the remote may show this capability New -10 Model includes a GTMF remote. Check www.regencyignite.com for the latest instruction manual | | | | |

| SAMPLE PRICING: | Suggested Retail |
|---|------------------|
| E33 (NG) with Low Profile 3 Sided Faceplate | \$4,741 |
| E33 (LP) with Low Profile 3 Sided Faceplate & LP Conversion Kit | \$4,839 |


REQUIRED EQUIPMENT

| FACEPLATES - WITH BUILT IN SAFETY SCREEN | Part no. | Weight | Suggested Retail |
|--|----------|--------|------------------|
| <i>MUST CHOOSE ONE FACEPLATE (LOW PROFILE OR VIGNETTE)</i> | | | |
| LOW PROFILE FACEPLATE (OPTION 1) | | | |
| Low Profile 3-sided Faceplate (28-3/4"H X 46-1/2"W) | 342-924 | 56 | \$727 |
| Oversized Low Profile 3-sided Faceplate (33-1/8"H X 49-9/16"W) | 342-984 | 69 | \$853 |
| Dual layered faceplate - front and rear plate, in a black finish | | | |
| ** spacer is included and can be used for shallow firebox installations (spacer extends faceplate out by 1 3/4")** | | | |

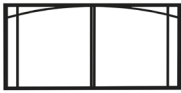
VIGNETTE SERIES DESIGNER FACEPLATES
VIGNETTE SERIES DESIGNER FACEPLATES - 3 SIDED (OPTION 2)

| VIGNETTE SERIES DESIGNER FACEPLATES - 3 SIDED (OPTION 2) | Part no. | Weight | Suggested Retail |
|--|----------|--------|------------------|
|  VIGNETTE 3-Sided Faceplate - Black (28-3/4"H X 46-1/2"W) Dual layered faceplate - Accent Trim mounts on rear plate - includes safety screen | 342-914 | 48 | \$846 |

VIGNETTE SERIES DESIGNER FACEPLATES - 4 SIDED (OPTION 3)

| VIGNETTE SERIES DESIGNER FACEPLATES - 4 SIDED (OPTION 3) | Part no. | Weight | Suggested Retail |
|--|----------|--------|------------------|
|  VIGNETTE 4-Sided Faceplate - Black (30-7/8"H x 46-1/2"W) Dual layered faceplate - Accent Trim mounts on rear plate - includes safety screen | 342-934 | 51 | \$950 |

VIGNETTE ACCESSORIES
INLAYS FOR VIGNETTE FACEPLATES

| INLAYS FOR VIGNETTE FACEPLATES | Part no. | Weight | Suggested Retail | |
|--|---|---------|------------------|-------|
| <i>OPTIONAL WHEN USING VIGNETTE FACEPLATE</i> | | | | |
|  | Vignette Door Inlay Black | 342-919 | 11 | \$261 |
| | Vignette Door Inlay Tuscan Sunset - 2-4 week delivery | 342-920 | 11 | \$261 |
| | Vignette Door Inlay Black Chrome* - 2-4 week delivery | 342-918 | 10 | \$727 |
| Add another level of customization to your fireplace by adding a Vignette Inlay | | | | |
| *Black chrome undergoes a separate chroming process resulting in a mirror like finish. 2-4 week delivery | | | | |

VIGNETTE SPACER

| VIGNETTE SPACER | Part no. | Weight | Suggested Retail |
|--|----------|--------|------------------|
| Vignette Spacer - Black (45"W x 28"H) | 342-956 | 9 | \$114 |
| Spacer is used for shallow firebox installations | | | |



OTHER ACCESSORIES
HEARTH TRIM KITS - BLACK


| HEARTH TRIM KITS - BLACK | Part no. | Weight | Suggested Retail |
|---|----------|--------|------------------|
| Vignette - Adjustable Hearth trim - Trimmable from 2-6inches | 299-819 | 7 | \$218 |
| Low profile - Hearth trim - 2in. | 342-952 | 4 | \$147 |
| Hearth trim kits are used if the unit is raised inside the fireplace. | | | |

CUSTOM BACKING PLATE

| CUSTOM BACKING PLATE | Part no. | Weight | Suggested Retail |
|--|----------|--------|------------------|
| Low Profile Custom Backing Plate (see order form for details) - Black | 342-958 | 13 | \$0 |
| Custom Backing Plate 3-Sided Vignette (see order form for details) - Black | 342-954 | 19 | \$536 |
| Custom Backing Plate 4-Sided Vignette (see order form for details) - Black | 342-959 | 21 | \$0 |
| *Custom backing plate cannot be used with oversize faceplate. | | | |

BRICK PANELS

| BRICK PANELS | Part no. | Weight | Suggested Retail |
|--|----------|--------|------------------|
|  Rustic Brown Standard Design | 340-901 | 10 | \$403 |
|  Old Town Red Standard Design | 340-902 | 10 | \$403 |
| 4-piece brick panel set provides a traditional look | | | |


| EMBER UPGRADE PACKAGE | Part no. | Weight | Suggested Retail |
|---|----------|--------|------------------|
|  Ember Upgrade Package Optional Ember upgrade package to enhance your fireplace. Contains: 1 bag Large Lava Rock, 1 bag Black & White Lava Rock, 1 bag Rock Wool, 5-7 pieces Wood | 946-663 | 2 | \$106 |

PLATINUM BRIGHT EMBERS AND EMBAGLOW EMBERS INCLUDED WITH UNIT

| PLATINUM BRIGHT EMBERS AND EMBAGLOW EMBERS INCLUDED WITH UNIT | Part no. | Weight | Suggested Retail |
|---|----------|--------|------------------|
| Platinum Bright Embers (PBE) 1g bag | 946-669 | 1 | \$20 |
| Embaglow Embers 1g bag | 946-708 | 0 | \$15 |

Must be installed with approved Regency Venting

3" x 3" DIRECT VENT INSERT






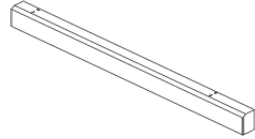
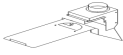

| 3" x 3" DIRECT VENT INSERT | Part no. | Weight | Suggested Retail | |
|---|---|----------|------------------|-------|
| <i>MUST CHOOSE ALL PIECES FOR 3" x 3" INSTALLATION</i> | | | | |
|  | 3" x 3" Co-linear vertical termination cap & flashing | 946-529 | 7 | \$292 |
| | 3" x 35 Ft. Flex chimney liner | 948-305 | 11 | \$217 |
| | 3"(Air Intake) x 3"(Exhaust). Chimney Flashing is 16"x16" | | | |
| | ALTERNATE APPROVED CAPS | | | |
| | Vertical Termination Cap | 46DVA-VC | 2 | \$214 |
| High Wind Cap | 46DVA-VCH | 4 | \$181 | |
| Co-Linear Adapter with Flashing | 46DVA-GK | 6 | \$376 | |

More Accessories & Venting Components at the end of this Section

All prices are in U.S. dollars.
 Prices subject to change without notice.
 There is a 20% restocking charge.

Regency energy Gas Inserts

2025 Suggested Retail Price - USA

| BASIC EQUIPMENT | Part no. | Weight | Suggested Retail | | |
|--|---|--------------|-------------------------|-----------|------|
| BODY | | | | | |
|  | Natural Gas | U31-NG10 | 93 | \$3,267 | |
| | LP Conversion Kit | 404-969 | 1 | \$78 | |
| <ul style="list-style-type: none"> • U31 : 30,000 BTU turn down to 27,500 BTU (NG) & 27 500 BTU turn down to 13,700 BTU (LP) • U31 : NG efficiency 58.45%; LP efficiency 59.29% • Direct spark ignition • Standard unit includes: body with flush ceramic glass, burner with steel grate, log set, platinum bright embers, variable speed thermostatically controlled blower and SIT valve with flame adjustment control. <p>Remote included on/off functionality (blower control on unit) <i>* LP Conversion Kit includes burner orifice, 5/32 Allen Key and pilot orifice</i> The blower speed on this unit cannot be adjusted from the remote, even if the remote may show this capability Check www.regencyignite.com for the latest instruction manual</p> | | | | | |
| SAMPLE PRICING: | | | Suggested Retail | | |
| U31 (NG) with Screen & Low Profile Faceplate | | | \$3,960 | | |
| U31 (NG) with Black Flush Louvers, Screen & Contour Standard Faceplate & LP Conversion Kit | | | \$3,907 | | |
| REQUIRED EQUIPMENT | | | | | |
| Mesh Safety Screen (REQUIRED) | | 405-929 | 7 | No Charge | |
| LOW PROFILE FACEPLATE (OPTION 1) | | | | | |
|  | Low Profile 3-sided Faceplate (40-3/4" W x 23-15/16" H) Front face (3-sided) size: 36" W x 20" H | 403-954 | 19 | \$693 | |
| FACEPLATES (OPTION 2) | | | | | |
|  | Contour Standard (26-1/8"H x 40-1/8"W) | 402-918 | 10 | \$459 | |
| | Contour Oversize (28-1/8"H x 44-1/8"W) | 402-919 | 12 | \$508 | |
| Powder coated black finish with black trim. On/off switch and blower control mounted in top left section. | | | | | |
| LOUVERS - REQUIRED WITH OPTION 2 | | | | | |
| Black | | 402-920 | 5 | \$181 | |
| ACCESSORIES | | | | | |
| BRICK PANELS | | | | | |
|  | Rustic Brown Standard Design | 404-901 | 4 | \$249 | |
|  | Old Town Red Standard Design | 404-902 | 4 | \$249 | |
| 3-piece brick panel set provides a traditional look | | | | | |
| HEARTH TRIM KITS - BLACK | | | | | |
|  | Contour Standard Faceplate | 2" x 40" | 400-926 | 3 | \$77 |
| | | 4" x 40" | 400-928 | 4 | \$82 |
| | Contour Oversize Faceplate | 2" x 45.5" | 320-942 | 3 | \$77 |
| | | 4" x 45.5" | 320-944 | 4 | \$82 |
| | Low Profile Faceplate | 2" x 41 1/4" | 396-952 | 3 | \$87 |
| | | 4" x 41 1/4" | 396-954 | 5 | \$99 |
| Hearth trim kits are used if the unit is raised inside the fireplace. | | | | | |
|  | Offset Flue Adapter - 2-4 wk lead time | 948-402/P | 3 | \$138 | |
| For U31 B Vent inserts only. May be required for installations into deep fireplaces. | | | | | |
|  | Ember Upgrade Package | 946-663 | 2 | \$106 | |
| Optional Ember upgrade package to enhance your fireplace. Contains: 1 bag Large Lava Rock, 1 bag Black & White Lava Rock, 1 bag Rock Wool, 5-7 pieces Wood Chips | | | | | |
| PLATINUM BRIGHT EMBERS AND EMBAGLOW EMBERS INCLUDED WITH UNIT | | | | | |
| Platinum Bright Embers (PBE) 1g bag | | 946-669 | 1 | \$20 | |
| Embaglow Embers 1g bag | | 946-708 | 0 | \$15 | |
| Must be installed with approved Regency Venting | | | | | |
| VENTING OPTIONS FOR FOR B-VENT INSERTS | | | | | |
| ASTROCAP™ ALUMINUM LINER KITS | | | | | |
| 4" x 25 Ft. flex kit w/ liner, cap, flashing and collar | | 948-425 | 11 | \$266 | |
| 4" x 35 Ft. flex kit w/ liner, cap, flashing and collar | | 948-435 | 14 | \$329 | |
| * Kit 948-335 is for use ONLY on the Regency Energy E21 insert, and ONLY when using the 3" offset flue adapter (see below) For regular E21 installations, use the 948-425 or 948-435 4" kit. | | | | | |
| More Accessories & Venting Components at the end of this Section | | | | | |

All prices are in U.S. dollars.
 Prices subject to change without notice.
 There is a 20% restocking charge.

© 2026 Fireplace Products U.S. Inc.

Gas Inserts - 51
 Effective: January 5, 2026
 Printed: Dec 22, 2025 - E. & O.E.

Atmosphere, Regency Liberty, energy, & Horizon Gas Inserts
2025 Suggested Retail Price - USA

| OPTIONAL ACCESSORIES | | | | | | | | | | | | | | | US Only Models | | Suggested Retail |
|--|-----------|------|------|------|------|------|-------|-------|-------|-------|-------|-------|-----|-----|----------------|---------------|------------------|
| Part no. | Weight | GI25 | GI27 | GI29 | GI33 | L234 | LR13E | LR14E | LR16E | HR13E | HR14E | HR16E | E33 | U31 | | | |
| Gas Insert Proflame II Hardwire kit Includes armored cable and wire harness **Note: Electrical power must be brought to the appliance by a licensed electrician | 946-854 | 8 | Yes | Yes | Yes | Yes | - | Yes | - | - | Yes | - | - | - | - | \$115 | |
| OPTIONAL CONTROLS | | | | | | | | | | | | | | | US Only Models | | Suggested Retail |
| Part no. | Weight | GI25 | GI27 | GI29 | GI33 | L234 | LR13E | LR14E | LR16E | HR13E | HR14E | HR16E | E33 | U31 | | | |
| Basic wall thermostat Manual temperature setting. | 911-138 | 1 | Yes | Yes | Yes | Yes | Yes | Yes | Yes | Yes | Yes | Yes | Yes | Yes | Yes | \$64 | |
| Programmable wall thermostat 5 day weekday and 2 day weekend multi-cycle programming for optimum control. Allows up to 4 temperature settings per day to fine tune heating requirements. Its Energy Management Recovery (EMR) system automatically calculates when to | 910-404/P | 1 | Yes | Yes | Yes | Yes | Yes | Yes | Yes | Yes | Yes | Yes | Yes | Yes | Yes | \$250 | |
| Remote Control Holders Shipped in a box of 15. White powder coated steel. Includes 2 Stainless Steel screws, if you choose to mount to a wall. Box can be displayed on your retail counter. Use in your showroom, sell them to customers, or use them as part of a promotion. | 946-703 | 3 | Yes | Yes | Yes | Yes | Yes | - | Yes | - | Yes | Yes | Yes | Yes | Yes | NetDealerOnly | |

Venting Components

| UNIT VENTING INFORMATION | | | | | | | | | | | | | | | US Only Models | |
|-------------------------------|--------|------------------|------|------|------|------------------|-------|-------|-------|-------|-------|-------|-----|-----|----------------|--|
| Part no. | Weight | GI25 | GI27 | GI29 | GI33 | L234 | LR13E | LR14E | LR16E | HR13E | HR14E | HR16E | E33 | U31 | | |
| Vent Size (Exhaust) | | 3" | 3" | 3" | 4" | 3" | 3" | 3" | 4" | 3" | 3" | 4" | 3" | 4" | | |
| Vent Size (Air Intake) | | 3" (optional 2") | 3" | 3" | 3" | 3" (optional 2") | 2" | 3" | 3" | 2" | 3" | 3" | 3" | N/A | | |
| Vent Type | | DV | DV | DV | DV | DV | DV | DV | DV | DV | DV | DV | DV | BV | | |
| Vent Location | | 30° | 30° | 30° | 30° | 30° | 30° | 30° | 30° | 30° | 30° | 30° | 30° | Top | | |


VENTING OPTIONS FOR DIRECT VENT INSERTS

| DIRECT VENT INSERT (COAXIAL TO COLINEAR) | | | | | | | | | | | | | | | US Only Models | | Suggested Retail |
|--|--------------|------|------|------|------|------|-------|-------|-------|-------|-------|-------|-----|-----|--|--|------------------|
| Part no. | Weight | GI25 | GI27 | GI29 | GI33 | L234 | LR13E | LR14E | LR16E | HR13E | HR14E | HR16E | E33 | U31 | | | |
| 3"x3" DIRECT VENT INSERT | | | | | | | | | | | | | | | MUST CHOOSE ALL PIECES FOR 3" x 4" INSTALLATION | | |
|  3" x 4" Co-linear vertical termination cap & flashing | 946-588 | 7 | - | - | - | Yes | - | - | - | Yes | - | - | Yes | - | \$318 | | |
| 3" x 35 Ft. Flex chimney liner | 948-305 | 11 | - | - | - | Yes | - | - | - | Yes | - | - | Yes | - | \$217 | | |
| 4" x 35 Ft. Flex chimney liner | 948-336 | 11 | - | - | - | Yes | - | - | - | Yes | - | - | Yes | - | \$238 | | |
| 3"(Air Intake) x 4"(Exhaust). Chimney Flashing is 16"x16" | | | | | | | | | | | | | | | | | |
| ALTERNATE APPROVED CAPS | | | | | | | | | | | | | | | | | |
| Vertical High Wind Cap With Flashing | 46DVA-CL34 | 22 | - | - | - | YES | - | - | - | - | - | - | - | - | \$764 | | |
| Kit includes High wind cap and 3" x 35' Air Inlet Liner & 4" x 35' Exhaust Liner | | | | | | | | | | | | | | | | | |
| High Wind Cap | 46DVA-VCH | 4 | - | - | - | YES | - | - | - | - | - | - | - | - | \$181 | | |
| Co-Linear termination Adapter with Flashing | 46DVA-34CLTA | 5 | - | - | - | YES | - | - | - | - | - | - | - | - | \$300 | | |
| 3"x3" DIRECT VENT INSERT | | | | | | | | | | | | | | | MUST CHOOSE ALL PIECES FOR 3" x 3" INSTALLATION | | |
|  3" x 3" Co-linear vertical termination cap & flashing | 946-529 | 7 | Yes | Yes | Yes | - | Yes | - | Yes | - | - | Yes | - | Yes | \$292 | | |
| 3" x 35 Ft. Flex chimney liner | 948-305 | 11 | Yes | Yes | Yes | - | Yes | - | Yes | - | - | Yes | - | Yes | \$217 | | |
| 3"(Air Intake) x 3"(Exhaust). Chimney Flashing is 16"x16" | | | | | | | | | | | | | | | | | |
| ALTERNATE APPROVED CAPS | | | | | | | | | | | | | | | | | |
| Vertical High Wind Cap With Flashing | 46DVA-CL33 | 22 | Yes | Yes | Yes | - | - | - | - | - | - | - | - | - | \$764 | | |
| Kit includes High wind cap and 3" x 35' Air Inlet Liner & 3" x 35' Exhaust Liner | | | | | | | | | | | | | | | | | |
| Vertical Termination Cap | 46DVA-VC | 2 | Yes | Yes | Yes | - | Yes | - | Yes | - | - | Yes | - | Yes | \$214 | | |
| High Wind Cap | 46DVA-VCH | 4 | Yes | Yes | Yes | - | Yes | - | Yes | - | - | Yes | - | Yes | \$181 | | |
| Co-Linear Adapter with Flashing | 46DVA-GK | 6 | Yes | Yes | Yes | - | Yes | - | Yes | - | - | Yes | - | Yes | \$376 | | |
| 2"x3" DIRECT VENT INSERT | | | | | | | | | | | | | | | MUST CHOOSE ALL PIECES FOR 2" x 3" INSTALLATION | | |
|  2" x 3" Co-linear vertical termination cap & flashing (includes 2-3" adaptor) | 946-582 | 7 | Yes | - | - | - | Yes | Yes | - | - | Yes | - | - | - | \$292 | | |
| 2" x 35 Ft. Flex chimney liner | 948-316 | 8 | Yes | - | - | - | Yes | Yes | - | - | Yes | - | - | - | \$223 | | |
| 3" x 35 Ft. Flex chimney liner | 948-305 | 11 | Yes | - | - | - | Yes | Yes | - | - | Yes | - | - | - | \$217 | | |
| ALTERNATE APPROVED CAPS | | | | | | | | | | | | | | | | | |
| Flue Adaptor Inverter - From 2" to 3" | 948-417/P | 1 | Yes* | - | - | - | - | Yes* | - | - | Yes* | - | - | - | \$54 | | |
| Vertical Termination Cap | 46DVA-VC | 2 | Yes* | - | - | - | - | Yes* | - | - | Yes* | - | - | - | \$214 | | |
| High Wind Cap | 46DVA-VCH | 4 | Yes* | - | - | - | - | Yes* | - | - | Yes* | - | - | - | \$181 | | |
| Co-Linear Adapter with Flashing | 46DVA-GK | 6 | Yes* | - | - | - | - | Yes* | - | - | Yes* | - | - | - | \$376 | | |
| 2"(Air Intake) x 3"(Exhaust). Termination Cap includes 3"x2" air intake reducer. Chimney Flashing is 16"x16" | | | | | | | | | | | | | | | | | |
| *948-417/P is REQUIRED when choosing to vent with above DuraVent Parts | | | | | | | | | | | | | | | | | |

| VENT KITS | | | | | | | | | | | | | | | US Only Models | | Suggested Retail |
|---|-------------|------|------|------|------|------|-------|-------|-------|-------|-------|-------|-----|-----|--|--|------------------|
| Part no. | Weight | GI25 | GI27 | GI29 | GI33 | L234 | LR13E | LR14E | LR16E | HR13E | HR14E | HR16E | E33 | U31 | | | |
| HORIZONTAL FLEX VENT KIT | | | | | | | | | | | | | | | MUST CHOOSE ALL PIECES FOR 3" x 4" INSTALLATION | | |
| Horizontal Flex Vent Kit 4x6 Dia 3" & 3" | 46DVA-HCL33 | 9 | - | - | YES | - | - | - | - | - | - | - | - | - | \$504 | | |
| Horizontal Flex Vent Kit 4x6 Dia 3" & 4" | 46DVA-HCL34 | 10 | - | - | YES | - | - | - | - | - | - | - | - | - | \$504 | | |

Horizontal Vent Kit allows you to vent an insert horizontally through the back of a suitable masonry chimney.
Kit includes: Co-Linear Termination, Two 10' Aluminum Flex Lengths, and Hardware for Flex Attachment

| VENTING OPTIONS FOR B-VENT INSERTS | | | | | | | | | | | | | | | |
|---|---------|------|------|------|------|------|-------|-------|-------|-------|-------|-------|-----|-----|-------|
| ASTROCAP™ ALUMINUM LINER KITS | | | | | | | | | | | | | | | |
| Part no. | Weight | GI25 | GI27 | GI29 | GI33 | L234 | LR13E | LR14E | LR16E | HR13E | HR14E | HR16E | E33 | U31 | |
| 4" x 25 Ft. flex kit w/ liner, cap, flashing and collar | 948-425 | 11 | - | - | - | - | - | - | - | - | - | - | - | Yes | \$266 |
| 4" x 35 Ft. flex kit w/ liner, cap, flashing and collar | 948-435 | 14 | - | - | - | - | - | - | - | - | - | - | - | Yes | \$329 |
| 3" x 35 Ft. flex kit w/ liner, cap, flashing and collar* | 948-335 | 12 | - | - | - | - | - | - | - | - | - | - | - | No | \$266 |
| * Kit 948-335 is for use ONLY on the Regency Energy E21 insert, and ONLY when using the 3" offset flue adaptor (see below) For regular E21 installations, use the 948-425 or 948-435 4" kit. | | | | | | | | | | | | | | | |

| OPTIONAL VENTING ACCESSORIES (B-VENT INSERTS) | | | | | | | | | | | | | | | US Only Models | | Suggested Retail |
|---|-----------|------|------|------|------|------|-------|-------|-------|-------|-------|-------|-----|-----|--|--|------------------|
| Part no. | Weight | GI25 | GI27 | GI29 | GI33 | L234 | LR13E | LR14E | LR16E | HR13E | HR14E | HR16E | E33 | U31 | | | |
| OFFSET ADAPTORS | | | | | | | | | | | | | | | MUST CHOOSE ALL PIECES FOR 3" x 4" INSTALLATION | | |
|  Offset flue adaptor (U31 only) - 4 week lead time May be required for installations into deep fireplaces. | 948-402/P | 3 | - | - | - | - | - | - | - | - | - | - | - | Yes | \$138 | | |

| OPTIONAL VENTING ACCESSORIES | | | | | | | | | | | | | | | US Only Models | | Suggested Retail |
|---|---------|------|------|------|------|------|-------|-------|-------|-------|-------|-------|-----|-----|-----------------|--|------------------|
| Part no. | Weight | GI25 | GI27 | GI29 | GI33 | L234 | LR13E | LR14E | LR16E | HR13E | HR14E | HR16E | E33 | U31 | | | |
| Mill Pac Blk 90 ml HI Temp Seal | 948-128 | 1 | Yes | Yes | Yes | Yes | Yes | Yes | Yes | Yes | Yes | Yes | Yes | - | Net Dealer Only | | |
| Mill Pac Blk 300 ml HI Temp Seal | 948-143 | 1 | Yes | Yes | Yes | Yes | Yes | Yes | Yes | Yes | Yes | Yes | Yes | - | Net Dealer Only | | |

All prices are in U.S. dollars.
Prices subject to change without notice.
There is a 20% restocking charge.

TABLE OF CONTENTS


2026 USA Retail Pricing for:




GAS STOVES

| | |
|----------------------------------|---------|
| Gas Efficiency Table | 2 |
| Glass Viewing Area | 3 |
| Regency Atmosphere GS33E | 54 |
| Regency Contura RC500E Gas Stove | 55 |
| Classic™ C34/C34E Gas Stove | 56 |
| Ultimate™ Gas Stoves | |
| U38/U39/U39E | 57 |
| Hampton® Gas Stoves | |
| H15E | 58 |
| H27E | 59 |
| H35E | 60 |
| Common Accessories | 61 |
| Venting Components | 62 , 63 |

Regency Atmosphere Gas Stove

2025 Suggested Retail Price - USA

| BASIC EQUIPMENT | | Part no. | Weight | Suggested Retail |
|--|--|----------------------|--------|-------------------------|
| BODY | | CHOOSE A UNIT | | |
|  | GS33E - Electronic Ignition ProFlame II (NG) Gas Stove | GS33E-NG | 214 | \$4,365 |
| | LP Conversion Kit for GS33E | 711-969 | 1 | \$98 |
| | GS33 Standing Pilot 820 (NG) Gas Stove | GS33-NG | 212 | \$3,875 |
| | LP Conversion Kit for GS33 | 711-977 | 1 | \$81 |
| <ul style="list-style-type: none"> • GS33E/GS33 Top Vent : 38 000 BTU turn down to 26 000 BTU (NG) & 34 000 BTU turn down to 26 000 BTU (LP) • GS33E/GS33 : NG efficiency 67.77%; LP efficiency 65.92% • GS33E standard unit includes: body, infusion burner, invisimesh safety screen, flame adjustment control, variable speed thermostatically controlled blower, emberbed lighting, and Proflame GTMF remote control *Standing pilot unit - remote sold separate <p>Check www.regencyignite.com for the latest instruction manual</p> | | | | |
| Electronic Ignition SAMPLE PRICING: | | | | Suggested Retail |
| GS33E Electronic Ignition (NG) with oak log set and legs | | | | \$4,963 |
| GS33E Electronic Ignition (NG) with oak log set and pedestal | | | | \$5,033 |

| REQUIRED EQUIPMENT | | Part no. | Weight | Suggested Retail |
|---|---|--|--------|------------------|
| PEDESTAL | | MUST CHOOSE EITHER PEDESTAL OR LEGS | | |
|  | Pedestal | 711-915 | 30 | \$355 |
| | <i>Can be installed with the front & back panel on or off</i> | | | |
| LEGS | | | | |
|  | Legs | 711-911 | 20 | \$285 |
| | | | | |
| LOG SET | | MUST CHOOSE ONE LOG SET | | |
|  | Oak Log Set | 311-934 | 7 | \$313 |
| | Birch Log Set | 311-931 | 10 | \$287 |
| | Driftwood Log Set | 311-930/P | 10 | \$302 |
| | Premium Oak High Definition Log set with emberglow | 311-933 | 7 | \$498 |

| ACCESSORIES | | Part no. | Weight | Suggested Retail |
|---|--|----------|--------|------------------|
| INTERIOR PANEL | | | | |
| | Fluted Back Panel - Black | 711-905 | 10 | \$85 |
| | Reflective Enamel Panel - Black | 711-908 | 15 | \$175 |
| WIFI KIT | | | | |
| | Wifi App Control Kit- Enable your fireplace with WIFI to use with the ProFlame Connect Plus APP. | 946-799 | 1 | \$171 |
| ON/OFF REMOTE (Standing Pilot Model Only) | | | | |
| | Proflame Remote control - ON/OFF & Thermostat function | 946-704 | 2 | \$197 |
| | Flame Adjustment Module for NG | 946-683 | 1 | \$75 |
| | Flame Adjustment Module for NG | 946-684 | 1 | \$75 |
| More Accessories & Venting Components at the end of this Section | | | | |


All prices are in U.S. dollars.
 Prices subject to change without notice.
 There is a 20% restocking charge

© 2026 Fireplace Products U.S. Inc.


Gas Stoves -54
 Effective: January 5, 2026
 Printed: Dec 22, 2025 - E. & O.E.




Regency Contura Gas Stoves

2025 Suggested Retail Price - USA

| BASIC EQUIPMENT | Part no. | Weight | Suggested Retail | |
|--|---|-------------|------------------|---------|
| BODY | | | | |
|  | RC500E Natural Gas - Black | RC501E-NG11 | 236 | \$6,166 |
| | RC500E Natural Gas - White | RC502E-NG11 | 233 | \$7,385 |
| | LP Conversion kit for RC501/502E-NG11 | 366-977 | 1 | \$98 |
| | <ul style="list-style-type: none"> • RC500E : 23 000 BTU turn down to 16 000 BTU (NG) & 22 000 BTU turn down to 18 000 BTU (LP) • RC500E : NG efficiency 67.13%; LP efficiency 66.85% • Electronic Ignition with 5 Sec FFRT • BLACK -Standard unit includes: Body, cast door, interior lights, blower, 4"x 6-3/4" top or rear direct vent, and proflame II remote • WHITE -Standard unit includes: Body, glass door & top, interior lights, blower, 4"x 6-3/4" top or rear direct vent, and proflame II remote | | | |
| Check www.regencyignite.com for the latest instruction manual | | | | |

| SAMPLE PRICING: | Suggested Retail |
|---|------------------|
| RC501E (NG) BLACK stove with safety screen and reflective crushed glass | \$6,206 |
| RC502E (NG) WHITE stove with safety screen and reflective crushed glass | \$7,425 |

| REQUIRED EQUIPMENT | Part no. | Weight | Suggested Retail | |
|--|--|---------|------------------|-----------|
| SAFETY SCREEN | | | | |
| | Screen Guard (REQUIRED) | 366-949 | 8 | No Charge |
| CRUSHED GLASS | | | | |
| MUST CHOOSE ONE | | | | |
|  | Crushed Glass Coal Black 3/4in. (3.5lbs) | 946-780 | 4 | \$40 |
| | Crushed Glass Iceberg 3/4in. (3.5lbs) | 946-781 | 4 | \$40 |
| | Crushed Glass Ginger 3/4in. (3.5lbs) | 946-779 | 4 | \$40 |
| | 3lbs of glass is required for the burner | | | |

| OPTIONAL ACCESSORIES | Part no. | Weight | Suggested Retail | |
|---|--|---------|------------------|-------|
| ENAMEL PANEL | | | | |
|  | Reflective Enamel Panel | 366-908 | 6 | \$279 |
| | Enhance the look your fire with a curved enamel back inner panel | | | |
| LOG SET | | | | |
|  | Ceramic Traditional Log 6pc Set | 366-930 | 6 | \$419 |
| | Create a more traditional fire with full log set | | | |
| VOLCANIC STONES | | | | |
|  | Slate Black & Gray Basalt Volcanic Stones | 946-710 | 16 | \$65 |
| | Ivory & Tan Basalt Volcanic Stones | 946-711 | 16 | \$65 |
| More Accessories & Venting Components at the end of this Section | | | | |


All prices are in U.S. dollars.
 Prices subject to change without notice.
 There is a 20% restocking charge.

© 2026 Fireplace Products U.S. Inc.





Gas Stoves -55
 Effective: January 5, 2026
 Printed: Dec 22, 2025 - E. & O.E.


Regency Classic Gas Stoves

2025 Suggested Retail Price - USA

| BASIC EQUIPMENT | | Part no. | Weight | Suggested Retail | |
|---|--|-------------|-----------|------------------|---------|
| BODY ONLY (SEE DOOR OPTIONS BELOW) | | | | | |
|  | C34 DV (Standing Pilot) | Natural Gas | C34-NG11 | 172 | \$3,113 |
| | | Propane | C34-LP11 | 172 | \$3,113 |
| | C34E DV(Electronic Ignition) Proflame II | Natural Gas | C34E-NG11 | 172 | \$3,364 |
| | | Propane | C34E-LP11 | 172 | \$3,364 |
| | <ul style="list-style-type: none"> • C34 : 32 000 BTU turn down to 21 000 BTU (NG) & 29 000 BTU turn down to 23 000 BTU (LP) • C34 : NG efficiency 72.02%; LP efficiency 72.02% • Standard unit includes: body, ceramic glass, airmate, 4 piece log set, platinum bright embers, burner, 4"x 6-$\frac{1}{2}$" direct vent, and millivolt SIT 820 valve with flame adjustment control, safety screen (packaged with body) and remote. *Electronic Ignition model comes with Proflame II system & remote | | | | |
| | Check www.regencyignite.com for the latest instruction manual | | | | |

| SAMPLE PRICING: | | Suggested Retail |
|--|--|------------------|
| C34 Standing Pilot (NG or LP) with Black Door & Pedestal | | \$3,529 |
| C34E Electronic Ignition (NG or LP) with Black Door & Pedestal | | \$3,780 |

| REQUIRED EQUIPMENT | | Part no. | Weight | Suggested Retail | |
|---|--|----------------|---------|------------------|-------|
| DOOR OPTIONS | | | | | |
| <i>MUST CHOOSE ONE</i> | | | | | |
|  | Black - NEW | 494-941 | 20 | \$181 | |
| | Black with Nickel Trim* - NEW (2-4 wk lead time) | 494-943 | 20 | \$541 | |
| | *Includes two brushed nickel hinge caps | | | | |
| PEDESTAL | | | | | |
| <i>MUST CHOOSE EITHER PEDESTAL OR LEGS & BOTTOM SHIELD</i> | | | | | |
|  | Pedestal | 494-926 | 23 | \$235 | |
| LEGS | | | | | |
|  | Bottom Shield | 494-921 | 14 | \$235 | |
| | Required with Legs. | | | | |
|  | Cast Iron Legs | Painted Black | 850-126 | 14 | \$175 |
| | | Brushed Nickel | 850-128 | 13 | \$698 |

| ACCESSORIES | | Part no. | Weight | Suggested Retail |
|---|---|----------|--------|------------------|
| FAN | | | | |
|  | 2-Speed blower - For Standing Pilot only | 493-917 | 7 | \$582 |
| | 2-Speed blower - For Proflame II Electronic Ignition only | 494-917 | 7 | \$316 |
| More Accessories & Venting Components at the end of this Section | | | | |

All prices are in U.S. dollars.
 Prices subject to change without notice.
 There is a 20% restocking charge.

© 2026 Fireplace Products U.S. Inc.

Gas Stoves -
 Effective: January 5, 2026
 Printed: Dec 22, 2025 - E. & O.E.





U38/U39

Ultimate Gas Stoves

Regency Ultimate Gas Stove

2025 Suggested Retail Price - USA

| BASIC EQUIPMENT | | Part no. | Weight | Suggested Retail |
|---|--|--|--------|-------------------------|
| BODY | | CHOOSE A UNIT | | |
|  | U38 B VENT (TOP) STOVE - CHOOSE COLOR | | | |
| | U38 Standing Pilot 821 B Vent (NG) - Black Door | U38B-NG13 | 183 | \$3,637 |
| | LP Conversion Kit for U38 | 732-969 | 1 | \$98 |
| | U39 DV (TOP) STOVE - CHOOSE COLOR & IGNITION SYSTEM | | | |
| | U39 Standing Pilot - DV (NG) - Black Door | U39B-NG12 | 183 | \$4,140 |
| | U39 Standing Pilot - DV (NG) - Nickel Door *WQL | U39N-NG13 | 182 | \$4,182 |
| | LP Conversion Kit U39 | 734-987 | 1 | \$98 |
| | U39E Electronic Ignition - DV (NG)- Black Door *WQL | U39EB-NG12 | 183 | \$4,021 |
| | U39E Electronic Ignition - DV (NG)- Nickel Door *WQL | U39EN-NG12 | 183 | \$4,410 |
| | LP Conversion Kit U39 | 734-977 | 1 | \$98 |
| <ul style="list-style-type: none"> • U38 Top B vent : 38 000 BTU turn down to 26 000 BTU (NG) & 34 000 BTU turn down to 27 500 BTU (LP) • U38 : NG efficiency 71.61%; LP efficiency 71.73% • U39 Top direct vent : 38 000 BTU turn down to 26 000 BTU (NG) & 38 000 BTU turn down to 30 000 BTU (LP) • U39-12 : NG efficiency (FE) P4 71.45%; LP efficiency 74.31% • Standard unit color: Black or Nickel door • Standard unit includes: body, pedestal, pedestal side panels, millivolt SIT 820 valve with flame adjustment control (U39), variable speed thermostatically controlled blower, and platinum bright embers, and Proflame GTMF remote <p>Check www.regencyignite.com for the latest instruction manual</p> | | | | |
| U38 Standing Pilot SAMPLE PRICING: | | | | Suggested Retail |
| BLACK U38 B Vent (NG) with Safety Screen, log set & Black Louvers | | | | \$4,091 |
| U39 Standing Pilot SAMPLE PRICING: | | | | Suggested Retail |
| BLACK U39 DV (NG) with Safety Screen, log set & Black Louvers | | | | \$4,594 |
| U39E SAMPLE PRICING: | | | | Suggested Retail |
| BLACK U39E DV (NG) with Safety Screen, log set & Black Louvers | | | | \$4,475 |
| NICKEL U39E DV (NG) with Safety Screen, log set & Nickel Louvers | | | | \$5,050 |
| REQUIRED EQUIPMENT | | Part no. | Weight | Suggested Retail |
| SAFETY SCREEN | | | | |
| | Safety Screen (REQUIRED) | 732-929 | 9 | No Charge |
| LOG SET | | MUST CHOOSE ONE LOG SET | | |
| | Traditional Log Package | 732-930 | 5 | \$334 |
| | Driftwood Log Set | 732-931 | 8 | \$334 |
| ROUND BAR LOUVERS | | | | |
| | Black - Set of 2 | 560-922 | 5 | \$120 |
| | Brushed Nickel - Set of 2 | 560-921 | 5 | \$306 |
| ACCESSORIES | | Part no. | Weight | Suggested Retail |
| |  6" Flue Collar (U38E only) | 590-930 | 2 | \$111 |
| | | Decorative flue collar for B vent stoves only. | | |
| BTU REDUCTION KITS | | | | |
| | BTU Reduction Kit for NG (U38 ONLY) | 730-920 | 1 | \$32 |
| | BTU Reduction Kit for LP (U38 ONLY) | 730-922 | 1 | \$32 |
| | BTU Reduction Kit for NG to 35,000 BTUs (U39 ONLY) | 734-920 | 1 | \$32 |
| | BTU Reduction Kit for LP to 32,500 BTUs (U39 ONLY) | 734-922 | 1 | \$32 |
| More Accessories & Venting Components at the end of this Section | | | | |

All prices are in U.S. dollars.
 Prices subject to change without notice.
 There is a 20% restocking charge

© 2026 Fireplace Products U.S. Inc.


Gas Stoves - Ultimate™ Gas Stoves
 Effective: January 5, 2026
 Printed: Dec 22, 2025 - E. & O.E.




HAMPTON H15
Small Cast Iron Gas Stove


Hampton Cast Iron Standing Pilot Gas Stoves


2025 Suggested Retail Price - USA

| BASIC EQUIPMENT | | Part no. | Weight | Suggested Retail |
|---|---|------------|--------|-----------------------|
| BODY | | | | Standing Pilot |
|  | H15 Standing Pilot - Charcoal Gray | H151U-NG | 179 | \$2,693 |
| | H15 Standing Pilot - Timberline Brown *WQL | H155U-NG | 179 | \$3,029 |
| | LP Conversion Kit - Standing Pilot | 384-969 | 1 | \$70 |
| | Electronic Ignition - ProFlame II System | | | |
| | H15E Proflame II - Charcoal Gray | H151E-NG11 | 179 | \$2,995 |
| | H15E Proflame II - Cream Enamel | H154E-NG11 | 196 | \$3,712 |
| | H15E Proflame II - Timberline Brown Enamel | H155E-NG11 | 186 | \$3,684 |
| | LP Conversion Kit - Electronic Ignition | 382-977 | 1 | \$98 |
| <ul style="list-style-type: none"> • H15U/H15E : 18 000 BTU turn down to 12 700 BTU (NG) & 18 000 BTU turn down to 15 500 BTU (LP) • H15U/H15E : NG efficiency 61.97%; LP efficiency 63.69% • Unit : cast iron body with ceramic glass (includes grille and safety screen), 4 piece log set, burner, 4" x 6-3/4" direct vent, optional blower kit and 1g bag of platinum bright embers, <p><i>Standing pilot model has an On/Off Switch at the back of the unit & does not include a remote control</i> Check www.regencyignite.com for the latest instruction manual</p> | | | | |

| ACCESSORIES | | Part no. | Weight | Suggested Retail |
|---|--|----------|--------|------------------|
| BLOWERS | | | | |
|  | Standing Pilot - Variable Speed Blower kit | 384-917 | 7 | \$555 |
| | Electronic Ignition - Variable Speed Blower | 382-917 | 7 | \$485 |
| | Rear-mounted blower for enhanced warm air circulation and performance. | | | |
| REMOTE CONTROL - Standing Pilot Model | | | | |
| | FireGenie Handheld On/Off Remote control | 910-399 | 1 | \$244 |

HAMPTON H27
Medium Cast Iron Gas Stove

| BASIC EQUIPMENT | | Part no. | Weight | Suggested Retail | |
|---|--|------------|--------|-----------------------|--|
| BODY | | | | Standing Pilot | |
|  | H27 Standing Pilot - Charcoal Gray | H271U-NG | 227 | \$3,408 | |
| | LP Conversion Kit** | 358-969 | 1 | \$70 | |
| | Electronic Ignition - ProFlame II System | | | | |
| | H27E Proflame II- Charcoal Gray | H271E-NG11 | 227 | \$3,762 | |
| | H27E Proflame II- Timberline Brown Enamel | H275E-NG11 | 227 | \$4,500 | |
| | LP Conversion Kit** | 357-977 | 1 | \$98 | |
| | <ul style="list-style-type: none"> • H27U/H27E: 25,000 BTU turn down to 18,000 BTU (NG) & 22,000 BTU turn down to 17,500 BTU (LP) • H27U/H27E NG efficiency 67.63%; LP efficiency 66.51% • Standing Pilot : cast iron body with ceramic glass (includes grille and safety screen), 4 piece log set, burner, 4" x 6-3/4" direct vent, optional blower kit and 1g bag of platinum bright embers. <p><i>Standing pilot model has an On/Off Switch at the back of the unit & does not include a remote control</i> Check www.regencyignite.com for the latest instruction manual</p> | | | | |

| ACCESSORIES | | Part no. | Weight | Suggested Retail |
|---|--|----------|--------|------------------|
|  | Standing Pilot - Variable Speed Blower kit | 358-917 | 7 | \$504 |
| | Electronic Ignition - Variable Speed Blower | 357-917 | 7 | \$485 |
| | Rear-mounted blower for enhanced warm air circulation and performance. | | | |
| REMOTE CONTROL - Standing Pilot Model | | | | |
| | FireGenie Handheld On/Off Remote control | 910-399 | 1 | \$244 |

| VENT PAINT | | Part no. | Weight | Suggested Retail |
|---|--------------------------------------|----------|--------|------------------|
| | Vent Paint - Charcoal Gray | 938-136 | 2 | NetDealerOnly |
| | Vent Paint - Timberline Brown Enamel | W902005 | 2 | NetDealerOnly |
| 12 oz. cans. Will typically cover 36 inch of pipe, if applied properly. | | | | |

More Accessories & Venting Components at the end of this Section

All prices are in U.S. dollars.
 Prices subject to change without notice.
 There is a 20% restocking charge

© 2026 Fireplace Products U.S. Inc.




Gas Stoves -Hampton® Gas Stoves
 Effective: January 5, 2026
 Printed: Dec 22, 2025 - E. & O.E.



HAMPTON H35
Large Cast Iron Gas Stove

Hampton Cast Iron Standing Pilot Gas Stove

2025 Suggested Retail Price - USA

| BASIC EQUIPMENT | | Part no. | Weight | Suggested Retail |
|--|---|-----------------|---------------|-----------------------|
| BODY | | | | Standing Pilot |
|  | H35 Standing Pilot - Charcoal Gray | H351U-NG | 315 | \$4,197 |
| | LP Conversion Kit for standing pilot models | 744-969 | 1 | \$70 |
| | Electronic Ignition - ProFlame II System | | | |
| | H35E Proflame II - Charcoal Gray | H351E-NG11 | 310 | \$4,680 |
| | H35E Proflame II - Cream Enamel | H354E-NG11 | 317 | \$5,549 |
| | H35E Proflame II - Timberline Brown Enamel | H355E-NG11 | 317 | \$5,549 |
| | LP Conversion Kit for NG11 Models | 743-977 | 1 | \$98 |
| <ul style="list-style-type: none"> • H35U/H35E : 30 000 BTU turn down to 21 500 BTU (NG) & 29 500 BTU turn down to 24 000 BTU (LP) • H35U/H35E : NG efficiency 75.27%; LP efficiency 75.77% • Standing Pilot : cast iron body with ceramic glass (includes grille and safety screen), 4 piece log set, burner, 4"x 6-⁵/₈" direct vent, optional blower kit and 1g bag of platinum bright embers, On/Off Switch at the back of the unit. <p>Check www.regencyignite.com for the latest instruction manual</p> | | | | |
| ACCESSORIES | | Part no. | Weight | |
| BRICK PANELS | | | | |
|  | Standard Design - Rustic Brown | 740-901 | 5 | \$233 |
| | Standard Design - Old Town Red | 740-902 | 5 | \$233 |
| BLOWERS | | | | |
|  | Standing Pilot - Variable Speed Blower Kit | 744-917 | 6 | \$504 |
| | Electronic Ignition - Variable Speed Blower | 743-917 | 5 | \$254 |
| Rear-mounted blower for enhanced warm air circulation and performance. | | | | |
| REMOTE CONTROL - Standing Pilot Model | | | | |
| | FireGenie Handheld On/Off Remote control | 910-399 | 1 | \$209 |
| VENT PAINT | | | | |
| | Vent Paint - Charcoal Gray | 938-136 | 2 | NetDealerOnly |
| | Vent Paint - Timberline Brown Enamel | W902005 | 2 | NetDealerOnly |
| | Vent Paint - Seaside Sand Enamel - 2-4 wk lead time | 938-141 | 2 | NetDealerOnly |
| 12 oz. cans. Will typically cover 36 inch of pipe, if applied properly. | | | | |
| More Accessories & Venting Components at the end of this Section | | | | |




All prices are in U.S. dollars.
Prices subject to change without notice.
There is a 20% restocking charge

© 2026 Fireplace Products U.S. Inc.

Gas Stoves -59
Effective: January 5, 2026
Printed: Dec 22, 2025 - E. & O.E.

Gas Stoves

2025 Suggested Retail Price - USA

| COMMON ACCESSORIES | Part no. | Weight | GS33 | RC500E | C34 | U38E | U39 | H15 | H27 | H35 | Suggested Retail |
|--|-----------|--------|------|--------|-----|------|-----|-----|-----|-----|------------------|
|  <p>Ember Upgrade Package</p> <p>Optional Ember upgrade package to enhance your fireplace Contains: 1 bag Large Lava Rock, 1 bag Black & White Lava Rock, 1 bag Rock Wool, 5-7 pieces Wood Chips</p> | 946-663 | 2 | - | - | Yes | Yes | Yes | Yes | Yes | Yes | \$106 |
| <p>Remote Control Holders</p> <p>Shipped in a box of 15. White powder coated steel. Includes 2 Stainless Steel screws, if you choose to mount to a wall. Box can be displayed on your retail counter. Use in your showroom, sell them to customers, or use them as part of a promotion.</p> | 946-703 | 3 | - | Yes | Yes | Yes | Yes | Yes | Yes | Yes | NetDealerOnly |
|  <p>Basic wall thermostat</p> <p>Manual temperature setting.</p> | 911-138 | 1 | Yes | - | Yes | Yes | Yes | Yes | Yes | Yes | \$64 |
|  <p>Programmable wall thermostat</p> <p>5 day weekday and 2 day weekend multi-cycle programming for optimum control. Allows up to 4 temperature settings per day to fine tune heating requirements. Its Energy Management Recovery (EMR) system automatically calculates when to begin raising and lowering the temperature to ensure the desired room temperature is reached at the appropriate setpoint times.</p> | 910-404/P | 1 | Yes | - | Yes | Yes | Yes | Yes | Yes | Yes | \$250 |

All prices are in U.S. dollars.
Prices subject to change without notice.
Prices subject to change without notice.

Gas Stoves

2025 Suggested Retail Price - USA

| UNIT VENTING INFORMATION | | GS33 | RC500E | C34 | U38E | U39 | H15 | H27 | H35 |
|--------------------------|--|-------------|-------------|-------------|------|-------------|-------------|-------------|-------------|
| Vent Size | | 4" x 6-3/4" | 4" x 6-3/4" | 4" x 6-3/4" | 4" | 4" x 6-3/4" | 4" x 6-3/4" | 4" x 6-3/4" | 4" x 6-3/4" |
| Vent Type | | DV | DV | DV | BV | DV | DV | DV | DV |
| Vent Location | | Top | Top/Rear | Top | Top | Top | Top | Top | Top |

| VENTING OPTIONS FOR TOP VENT DIRECT VENT STOVES | | | | | | | | | | | | |
|--|-----------|--------|------|--------|-----|------|-----|-----|-----|-----|------------------|--|
| ASTROCAP™ (TOP VENT DIRECT VENT GAS STOVES) | Part no. | Weight | GS33 | RC500E | C34 | U38E | U39 | H15 | H27 | H35 | Suggested Retail | |
| AstroCap™ 1 ft. DV stove vent kit | 380-946 | 10 | - | Yes | - | - | - | Yes | - | - | \$483 | |
| AstroCap™ DV stove vent kit (4" x 6-5/8") includes: 12" rigid inner pipe, spacer springs, 12" rigid outer pipe, wall thimble, thimble cover, screws, sealant and AstroCap™. | | | | | | | | | | | | |
| AstroCap™ 2 ft. DV stove vent kit | 946-116 | 19 | Yes | Yes | Yes | - | Yes | Yes | Yes | Yes | \$631 | |
| AstroCap™ 4 ft. DV stove vent kit | 946-216 | 24 | Yes | Yes | Yes | - | Yes | Yes | Yes | Yes | \$716 | |
| AstroCap™ DV stove vent kit (4" x 6-5/8") includes: 2' or 4' flex inner liner, spacer springs, 24" or 48" rigid outer pipe, 90° rigid elbow, 14" - 24" adjustable pipe, wall thimble, thimble cover, stove adaptor, screws, sealant and AstroCap™. | | | | | | | | | | | | |
| AstroCap™ vinyl siding standoff | 946-206 | 1 | Yes | Yes | Yes | Yes | Yes | Yes | Yes | Yes | \$59 | |
| Required ONLY on homes with vinyl siding. | | | | | | | | | | | | |
| Rear vent termination kit with pipe adaptor | 946-544 | 15 | - | Yes | - | - | - | Yes | Yes | Yes | \$700 | |
| Rear vent termination kit includes: 6-5/8" x 18" black pipe, 4" x 18" aluminum vent pipe (cut-to-fit), pipe adaptor, wall thimble, wall thimble cover, riser vent terminal, sealant and screws. | | | | | | | | | | | | |
| 45° black elbow for 946-544 & 380-946 | 946-204 | 2 | - | - | - | - | - | Yes | Yes | Yes | \$95 | |
| Required when installing unit in a corner. | | | | | | | | | | | | |
| Horizontal vent guard | 946-506/P | 9 | Yes | Yes | Yes | - | Yes | Yes | Yes | Yes | \$212 | |
| For AstroCap™ and Simpson Dura-Vent caps only. | | | | | | | | | | | | |
| Riser vent terminal | 640-530/P | 7 | Yes | Yes | Yes | - | Yes | Yes | Yes | Yes | \$414 | |
| The Riser vent terminal is an optional vent termination that allows closer clearance to grade. | | | | | | | | | | | | |
| Vinyl siding standoff for 640-530/P | 946-205 | 4 | Yes | Yes | Yes | - | Yes | Yes | Yes | Yes | \$138 | |
| Required ONLY on homes with vinyl siding. | | | | | | | | | | | | |
| Vent guard for 640-530/P - 2-4 wk lead time | 946-208/P | 5 | Yes | Yes | Yes | - | Yes | Yes | Yes | Yes | \$207 | |

| OPTIONAL VENTING ACCESSORIES (DIRECT VENT STOVES) | | | | | | | | | | | | |
|--|-----------|--------|------|--------|-----|------|-----|-----|-----|-----|------------------|--|
| HEARTH MOUNTED (COAXIAL TO COLINEAR) | | | | | | | | | | | | |
| | Part no. | Weight | GS33 | RC500E | C34 | U38E | U39 | H15 | H27 | H35 | Suggested Retail | |
| Co-linear vertical termination cap & flashing | 946-529 | 7 | Yes | Yes | - | - | - | Yes | Yes | Yes | \$292 | |
| 3" X 35" Flex chimney liner | 948-305 | 11 | Yes | Yes | - | - | - | Yes | Yes | Yes | \$217 | |
| Coaxial-to-colinear adapter kit | 946-563 | 6 | Yes | Yes | - | - | - | Yes | Yes | Yes | \$207 | |
| Dura-Vent horizontal Kit A - 2-4 wk lead time | 46DVA-KHA | 10 | Yes | Yes | Yes | - | Yes | Yes | Yes | Yes | \$681 | |
| Kit A includes: 90° black elbow, wall thimble cover, 24" black pipe, 11" - 14-5/8" adjustable black pipe (requires termination cap and wall thimble, not included with kit). | | | | | | | | | | | | |
| OPTIONAL VENTING ACCESSORIES (DIRECT VENT STOVE) | | | | | | | | | | | | |
| AstroCap™ Horizontal Termination | 946-523/P | 4 | Yes | Yes | Yes | - | Yes | Yes | Yes | Yes | \$313 | |
| Mill Pac Blk 90 ml Hi Temp Seal | 948-128 | 1 | Yes | Yes | Yes | - | Yes | Yes | Yes | Yes | NetDealerOnly | |
| Mill Pac Blk 300 ml Hi Temp Seal | 948-143 | 1 | Yes | Yes | Yes | - | Yes | Yes | Yes | Yes | NetDealerOnly | |

All prices are in U.S. dollars.
Prices subject to change without notice.
There is a 20% restocking charge.



VENTING COMPONENTS

Gas Stoves

Gas Stoves

2025 Suggested Retail Price - USA

| UNIT VENTING INFORMATION | | GS33 | RC500E | C34 | U38E | U39 | H15 | H27 | H35 |
|--------------------------|--|------------|------------|------------|------|------------|------------|------------|------------|
| Vent Size | | 4"x 6-3/4" | 4"x 6-3/4" | 4"x 6-3/4" | 4" | 4"x 6-3/4" | 4"x 6-3/4" | 4"x 6-3/4" | 4"x 6-3/4" |
| Vent Type | | DV | DV | DV | BV | DV | DV | DV | DV |
| Vent Location | | Top | Top/Rear | Top | Top | Top | Top | Top | Top |

| SIMPSON DURAVENTPRO VENTING (4" x 6-5/8") | Part no. | Weight | GS33 | RC500E | C34 | U38E | U39 | H15 | H27 | H35 | Suggested Retail |
|--|-------------|--------|------|--------|-----|------|-----|-----|-----|-----|------------------|
| RIGID VENT PIPE | | | | | | | | | | | |
| 6" length (Black) | 46DVA-06B | 2 | Yes | Yes | Yes | - | Yes | Yes | Yes | Yes | \$108 |
| 9" length (Black) - 2-4 wk lead time | 46DVA-09B | 2 | Yes | Yes | Yes | - | Yes | Yes | Yes | Yes | \$107 |
| 12" length (Galvanized) | 46DVA-12 | 3 | Yes | Yes | Yes | - | Yes | Yes | Yes | Yes | \$80 |
| 12" length (Black) | 46DVA-12B | 3 | Yes | Yes | Yes | - | Yes | Yes | Yes | Yes | \$119 |
| 18" length (Galvanized) | 46DVA-18 | 3 | Yes | Yes | Yes | - | Yes | Yes | Yes | Yes | \$96 |
| 18" length (Black) - 2-4 wk lead time | 46DVA-18B | 3 | Yes | Yes | Yes | - | Yes | Yes | Yes | Yes | \$134 |
| 24" length (Galvanized) | 46DVA-24 | 4 | Yes | Yes | Yes | - | Yes | Yes | Yes | Yes | \$110 |
| 24" length (Black) - 2-4 wk lead time | 46DVA-24B | 5 | Yes | Yes | Yes | - | Yes | Yes | Yes | Yes | \$154 |
| 36" length (Galvanized) | 46DVA-36 | 7 | Yes | Yes | Yes | - | Yes | Yes | Yes | Yes | \$134 |
| 36" length (Black) | 46DVA-36B | 7 | Yes | Yes | Yes | - | Yes | Yes | Yes | Yes | \$188 |
| 48" length (Galvanized) | 46DVA-48 | 8 | Yes | Yes | Yes | - | Yes | Yes | Yes | Yes | \$160 |
| 48" length (Black) | 46DVA-48B | 8 | Yes | Yes | Yes | - | Yes | Yes | Yes | Yes | \$225 |
| 60" length (Galvanized) | 46DVA-60 | 10 | Yes | Yes | Yes | - | Yes | Yes | Yes | Yes | \$214 |
| 60" length (Black) - 2-4 wk lead time | 46DVA-60B | 10 | Yes | Yes | Yes | - | Yes | Yes | Yes | Yes | \$299 |
| Pipe Extension Galv. 8-1/2" | 46DVA-08A | 1 | Yes | Yes | Yes | - | Yes | Yes | Yes | Yes | \$60 |
| Pipe Extension Black 8-1/2" | 46DVA-08AB | 2 | Yes | Yes | Yes | - | Yes | Yes | Yes | Yes | \$92 |
| Pipe Extension Galv. 16" | 46DVA-16A | 3 | Yes | Yes | Yes | - | Yes | Yes | Yes | Yes | \$71 |
| Pipe Extension Black 16" | 46DVA-16AB | 3 | Yes | Yes | Yes | - | Yes | Yes | Yes | Yes | \$105 |
| RIGID VENT ELBOWS | | | | | | | | | | | |
| 45° (Galvanized) | 46DVA-E45 | 2 | Yes | Yes | Yes | - | Yes | Yes | Yes | Yes | \$109 |
| 45° (Black) - 2-4 wk lead time | 46DVA-E45B | 2 | Yes | Yes | Yes | - | Yes | Yes | Yes | Yes | \$142 |
| 90° (Galvanized) | 46DVA-E90 | 3 | Yes | Yes | Yes | - | Yes | Yes | Yes | Yes | \$127 |
| 90° (Black) | 46DVA-E90B | 3 | Yes | Yes | Yes | - | Yes | Yes | Yes | Yes | \$166 |
| TERMINATION CAPS | | | | | | | | | | | |
| High wind vertical termination cap | 46DVA-VCH | 4 | Yes | Yes | Yes | - | Yes | Yes | Yes | Yes | \$181 |
| Vertical Termination Cap | 46DVA-VC | 2 | Yes | Yes | Yes | - | Yes | Yes | Yes | Yes | \$214 |
| High wind horizontal termination cap | 46DVA-HC | 4 | Yes | Yes | Yes | - | Yes | Yes | Yes | Yes | \$448 |
| SNORKELS | | | | | | | | | | | |
| 14" Rise Termination Cap - 2-4 wk lead time | 46DVA-SNK14 | 12 | Yes | Yes | Yes | - | Yes | Yes | Yes | Yes | \$1,196 |
| CEILING SUPPORT CAPS | | | | | | | | | | | |
| Round support / Wall thimble cover | 46DVA-DC | 2 | Yes | Yes | Yes | - | Yes | Yes | Yes | Yes | \$140 |
| Cathedral ceiling support - 2-4 wk lead time | 46DVA-CS | 6 | Yes | Yes | Yes | - | Yes | Yes | Yes | Yes | \$218 |
| FLASHINGS | | | | | | | | | | | |
| Adjustable Roof Flashing 0/12 — 6/12 | 46DVA-F6 | 4 | Yes | Yes | Yes | - | Yes | Yes | Yes | Yes | \$77 |
| Flat Roof Flashing - 2-4 wk lead time | 46DVA-FF | 3 | Yes | Yes | Yes | - | Yes | Yes | Yes | Yes | \$117 |
| Steep Roof Flashing 7/12 — 12/12 | 46DVA-F12 | 3 | Yes | Yes | Yes | - | Yes | Yes | Yes | Yes | \$146 |
| OTHER | | | | | | | | | | | |
| Ceiling Firestop | 46DVA-FS | 1 | Yes | Yes | Yes | - | Yes | Yes | Yes | Yes | \$26 |
| 3" Co-linear Adapter (For use w/ 46DVA-VC or *VCH) | 46DVA-GK | 6 | Yes | Yes | Yes | - | Yes | Yes | Yes | Yes | \$376 |
| Storm Collar | 46DVA-SC | 1 | Yes | Yes | Yes | - | Yes | Yes | Yes | Yes | \$22 |
| Vinyl Siding Standoff - 2-4 wk lead time | 46DVA-VSS | 5 | Yes | Yes | Yes | - | Yes | Yes | Yes | Yes | \$145 |
| Wall Strap | 46DVA-WS | 1 | Yes | Yes | Yes | - | Yes | Yes | Yes | Yes | \$48 |
| Attic Insulation Shield | 46DVA-IS | 6 | Yes | Yes | Yes | - | Yes | Yes | Yes | Yes | \$193 |
| Wall Thimble | 46DVA-WT | 3 | Yes | Yes | Yes | - | Yes | Yes | Yes | Yes | \$110 |

All prices are in U.S. dollars.
 Prices subject to change without notice.
 There is a 20% restocking charge.

© 2026 Fireplace Products U.S. Inc.

Gas Stoves -62
 Effective: January 5, 2026
 Printed: Dec 22, 2025 - E. & O.E.

TABLE OF CONTENTS

2026 USA Retail Pricing for:

GAS LOGS

| | |
|--------------------|----|
| Vented Gas Logs | 64 |
| Vent-Free Gas Logs | 65 |

Vented Gas Logs

2025 Suggested Retail Price - USA

| BASIC EQUIPMENT | | Part no. | Weight | Suggested Retail |
|---|---|---|--------|----------------------|
| BASE | | Must choose Millivolt or Electronic System | | |
| | MILLIVOLT: Standing Pilot system, Match light, On/Off Remote | | | |
| | GL18V 18" Vented 2-Burner System | V18M2-NG | 27 | \$947 |
| | LP Conversion kit for <i>V18M2-NG</i> | 946-845 | 1 | \$96 |
| | GL24V 24" Vented 3-Burner System | V24M3-NG | 31 | \$1,243 |
| | LP Conversion kit for <i>V24M3-NG</i> | 946-846 | 1 | \$96 |
| | GL30V 30" Vented 3-Burner System | V30M3-NG | 35 | \$1,521 |
| | LP Conversion kit for <i>V30M3-NG</i> | 946-847 | 1 | \$96 |
| | ELECTRONIC IGNITION: Pilot on demand, On/Off Remote | | | |
| | GL18V 18" Vented 2-Burner System | V18E2-NG | 27 | \$1,268 |
| | LP Conversion kit for <i>V18E2-NG</i> | 946-841 | 1 | \$143 |
| | GL24V 24" Vented 3-Burner System | V24E3-NG | 31 | \$1,563 |
| | LP Conversion kit for <i>V24E3-NG</i> | 946-842 | 1 | \$143 |
| | GL30V 30" Vented 3-Burner System | V30E3-NG | 35 | \$1,623 |
| | LP Conversion kit for <i>V30E3-NG</i> | 946-843 | 1 | \$143 |
| <ul style="list-style-type: none"> • 2-Burner: Rear and Front burners will provide beautiful and even flame distribution • 3-Burner: Higher flames and an additional middle burner will create a great fire experience • All Burners include remote control, lava rock, black embers, flex line and damper clamp <p>Check www.regencyignite.com for the latest instruction manual</p> | | | | |
| REQUIRED EQUIPMENT | | Part no. | Weight | Suggested Retail |
| LOG SETS | | Must choose one (match log set to burner size) | | |
| | 18" Log Sets | | | |
| | Oak | 946-823 | 27 | \$274 |
| | Driftwood | 946-829 | 33 | \$336 |
| | Birch | 946-826 | 33 | \$336 |
| | 24" Log Sets | | | |
| | Oak | 946-824 | 65 | \$474 |
| | Driftwood | 946-830 | 66 | \$531 |
| | Birch | 946-827 | 66 | \$551 |
| | 30" Log Sets | | | |
| | Oak | 946-825 | 93 | \$677 |
| | Driftwood | 946-831 | 98 | \$734 |
| | Birch | 946-828 | 98 | \$734 |
| ACCESSORIES | | Part no. | Weight | Suggested Retail |
| Additional Media | | | | |
| | Lava Rock- 10 lbs | 946-837 | 10 | \$23 |
| | Black Embers- 6 oz | 946-844 | 1 | \$31 |
| OTHER | | Part no. | Weight | Net Price - NOT MSRP |
| Dealer Display | | | | |
| | 3 Tier Display (Not for Consumer Sale) | 946-836 | 85 | \$500 |

All prices are in U.S. dollars.

Gas Stoves -64

Prices subject to change without notice.

Effective: January 5, 2026

There is a 20% restocking charge.

© 2026 Fireplace Products U.S. Inc.

Printed: Dec 22, 2025 - E. & O.E.



GAS LOGS
Vent-Free Gas Logs

Vent-Free Gas Logs

2025 Suggested Retail Price - USA

| BASIC EQUIPMENT | Part no. | Weight | Suggested Retail | |
|---|--|----------|------------------|---------|
| BASE | | | | |
| Must choose Millivolt or Electronic System | | | | |
| | MILLIVOLT VARIABLE: Manual spark standing pilot system, On/Off & Flame Adjustment Remote | | | |
| | GL18VF 18" Vent-Free System Natural Gas | VF18V-NG | 25 | \$1,159 |
| | GL18VF 18" Vent-Free System Propane | VF18V-LP | 25 | \$1,159 |
| | GL24VF 24" Vent-Free System Natural Gas | VF24V-NG | 28 | \$1,223 |
| | GL24VF 24" Vent-Free System Propane | VF24V-LP | 28 | \$1,223 |
| | ELECTRONIC IGNITION: Pilot on demand, On/Off & Flame Adjustment Remote | | | |
| | GL18VF 18" Vent-Free System Natural Gas | VF18E-NG | 25 | \$1,423 |
| | GL18VF 18" Vent-Free System Propane | VF18E-LP | 25 | \$1,423 |
| | GL24VF 24" Vent-Free System Natural Gas | VF24E-NG | 28 | \$1,486 |
| | GL24VF 24" Vent-Free System Propane | VF24E-LP | 28 | \$1,486 |
| | <ul style="list-style-type: none"> All Burners include remote control, lava rock, platinum embers, black embers and flex line | | | |
| | Check www.regencyignite.com for the latest instruction manual | | | |

| REQUIRED EQUIPMENT | Part no. | Weight | Suggested Retail | |
|---|---------------------|---------|------------------|-------|
| LOG SETS | | | | |
| Must choose one (match log set to burner size) | | | | |
| | 18" Log Sets | | | |
| | Oak | 946-832 | 28 | \$355 |
| | Birch | 946-834 | 28 | \$355 |
| | 24" Log Sets | | | |
| | Oak | 946-833 | 45 | \$418 |
| | Birch | 946-835 | 45 | \$418 |

| ACCESSORIES | Part no. | Weight | Suggested Retail | |
|-------------------------|--|---------|------------------|-------|
| Additional Media | | | | |
| | Lava Rock- 10 lbs | 946-837 | 10 | \$23 |
| | Black Embers- 6 oz | 946-844 | 1 | \$31 |
| OTHER | | | | |
| Dealer Display | | | | |
| | 3 Tier Display (Not for Consumer Sale) | 946-836 | 85 | \$500 |

All prices are in U.S. dollars.
 Prices subject to change without notice.
 There is a 20% restocking charge.

Gas Stoves -65
 Effective: January 5, 2026
 Printed: Dec 22, 2025 - E. & O.E.

© 2026 Fireplace Products U.S. Inc.

TABLE OF CONTENTS

2026 USA Retail Pricing for:

ELECTRIC FIREPLACES

Glass Viewing Area 3

Studio Electric Built-in Fireplaces
ES105, ES135, ES165 67

Skope-2™ Electric Built-in Fireplaces
E110-2, E135-2, E150-2, E195-2 68 , 69

Onyx Electric Built-in Fireplaces
EX110, EX150, EX190 68 , 69


ELECTRIC INSERTS



Atmosphere™ Electric Inserts
Ei25 70
Ei29 71
Ei33 72

NEW Atmosphere™ LCD Electric Inserts & Fireplaces
Ei29LCD 73
Ei33LCD 74
E36LCD & E800LCD 75

Studio Electric Fireplaces

2025 Suggested Retail Price - USA

| STUDIO SINGLE-SIDED ELECTRIC FIREPLACES | | Part no. | Weight | Suggested Retail |
|---|--|----------|--------|------------------|
|  | Studio 41" Built-in Single Sided Fireplace | ES105 | 87 | \$1,901 |
| | Studio 53" Built-in Single Sided Fireplace | ES135 | 101 | \$2,139 |
| | Studio 65" Built-in Single Sided Fireplace | ES165 | 121 | \$2,373 |
| | <p>• ALL DEALERS RECEIVE 50% DISCOUNT OFF MSRP</p> <ul style="list-style-type: none"> • Glass Viewing Area: ES105 (40"W x 13"H) ES135 (52"W x 13"H) ES165 (62"W x 13"H) • Our slimmest, most streamlined model. Can be fully recessed, without unsightly trims • 5,000 BTU Hard wire ready, or plug in. Can be used with and without heat. • Unit includes a thermostatic remote, finishing trim, oak log set & ember bed media • Multi-Color LED Lighting, 3 dynamic flame options, 14 color fuel bed options | | | |

| ACCESSORIES | | Part no. | Weight | Suggested Retail |
|---|-----------------------------|----------|--------|------------------|
| Additional Log Set Options | | | | |
|  | ES105 Birch Log Set | 923-816 | 4 | \$190 |
| | ES135 & ES165 Birch Log Set | 923-822 | 5 | \$310 |
| Replaces the oak log set included with the unit. Placed on top of the included standard ember bed media. | | | | |
| Mood Lighting Kit | | | | |
|  | Mood Lighting Kit | 923-835 | 0.5 | \$114 |
| Powerful mood lighting systems allows you to create additional ambience in your home. Up to 10 feet of flexible LED strips can be installed around a TV or along shelves to enhance your fire's glow. Control the mood lighting directly from your remote control | | | | |

| OTHER | | Part no. | Weight | Net Price - NOT MSRP |
|--|--|----------|--------|----------------------|
| Dealer Display | | | | |
| 3 Tier Display (Not for Consumer Sale) | | 944-336 | 52 | \$500 |



**Dealer Display
Does not include units**

All prices are in U.S. dollars.
Prices subject to change without notice.
There is a 20% restocking charge.



Electric Fireplaces-67
Effective: January 5, 2026
© 2026 Fireplace Products U.S. Inc. Printed: Dec 22, 2025 - E. & O.E.







ELECTRIC
Built-In Electric Fireplaces

Skope-2 & Onyx Electric Fireplaces

2025 Suggested Retail Price - USA

| SKOPE MULTI-SIDED ELECTRIC FIREPLACES *WQL | | Part no. | Weight | Suggested Retail |
|---|--------------------------------------|----------|--------|------------------|
|   | Skope 43" Built-in 3 Sided Fireplace | E110-2 | 146 | \$2,373 |
| | Skope 53" Built-in 3 Sided Fireplace | E135-2 | 169 | \$2,600 |
| | Skope 59" Built-in 3 Sided Fireplace | E150-2 | 188 | \$2,823 |
| | Skope 77" Built-in 3 Sided Fireplace | E195-2 | 235 | \$3,387 |
| <ul style="list-style-type: none"> • Glass Viewing Area: E110 (43"W x 15"H) E135 (53"W x 15"H) E150 (59"W x 15"H) E195 (77"W x 15"H) • 3-Sided Bay, 2-Sided Corner, or 1-Sided Linear installation options. • 5,000 BTU Hard wire ready, or plug in. Can be used with and without heat. • Unit includes a thermostatic remote, finishing trim, oak log set, ember bed media & crystal ice effect. • Multi-Color Chromalight LED Lighting, 3 dynamic flame options, and down-lighting • Wifi enabled & app controllable through iOS and Android. | | | | |

| ONYX MULTI-SIDED ELECTRIC FIREPLACES | | Part no. | Weight | Suggested Retail |
|---|---|----------|--------|------------------|
|   | Onyx 43" Built-in 3 Sided Fireplace | EX110 | 161 | \$3,083 |
| | Onyx 59" Built-in 3 Sided Fireplace | EX150 | 209 | \$3,561 |
| | Onyx 75" Built-in 3 Sided Fireplace | EX190 | 254 | \$4,153 |
| | <ul style="list-style-type: none"> • Glass Viewing Area: EX110 (43"W x 17"H) EX150 (59"W x 17"H) EX190 (76"W x 17"H) • 3-Sided Bay, 2-Sided Corner, or 1-Sided Linear installation options. • 5,000 BTU Hard wire ready, or plug in. Can be used with and without heat. • Unit includes a thermostatic remote, finishing trim, oak log set & ember bed media • Multi-Color Chromalight Plus Designer LED Lighting, complete customization of every feature 2 independent flames, innovative integrated log lighting, fully adjustable flame speed & brightness • Wifi enabled & app controllable through iOS and Android. | | | |

| ACCESSORIES | | Part no. | Weight | Suggested Retail |
|--|---|----------|--------|------------------|
| Additional Log Set Options | | | | |
|  | E110 or EX110 Birch Log Set | 928-815 | 8 | \$217 |
| | E135, E150 or EX150 Birch Log Set | 928-822 | 10 | \$331 |
| | E195 or EX190 Birch Log Set | 928-831 | 13 | \$424 |
| Replaces the oak log set included with the unit. Placed on top of the included standard ember bed media. | | | | |
| Mood Lighting Kit | | | | |
|  | Mood Lighting Kit | 923-835 | 0.5 | \$114 |
| | Powerful mood lighting systems allows you to create additional ambience in your home. Up to 10 feet of flexible LED strips can be installed around a TV or along shelves to enhance your fire's glow. Control the mood lighting directly from your remote control | | | |

All prices are in U.S. dollars.
Prices subject to change without notice.
There is a 20% restocking charge.

Electric Fireplaces-68
Effective: January 5, 2026
Printed: Dec 22, 2025 - E. & O.E.

Skope-2 & Onyx Electric Fireplaces

2025 Suggested Retail Price - USA

| OTHER | | Part no. | Weight | Suggested Retail |
|---------------------------|--|----------|--------|-----------------------------|
| Skope Log Upgrade | | | | |
| Available Jan 2025 | Onyx Oak Log Set for E110 | EL0946 | 7 | \$190 |
| | Onyx Oak Log Set for E135 or E150 | EL0947 | 2 | \$290 |
| | Onyx Oak Log Set for E195 | EL0948 | 18 | \$370 |
| Onyx Media Upgrade | | | | |
| Available Jan 2025 | Large Crystals (from Skope range) | EL0975 | 2 | \$69 |
| | Small Crystals (from Skope range) | EL0974 | 2 | \$39 |
| Dealer Display | | | | Net Price - NOT MSRP |
| | 3 Tier Display (Not for Consumer Sale) | 944-336 | 52 | \$500 |



**Dealer Display
Does not include units**


All prices are in U.S. dollars.
Prices subject to change without notice.
There is a 20% restocking charge.


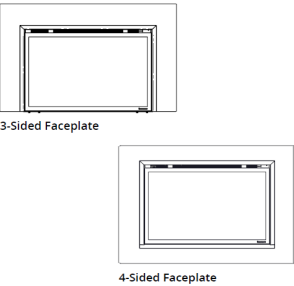


© 2026 Fireplace Products U.S. Inc.

Electric Fireplaces-69
Effective: January 5, 2026
Printed: Dec 22, 2025 - E. & O.E.

Atmosphere Electric Insert

2025 Suggested Retail Price - USA

| UNIT | Part no. | Weight | Suggested Retail | |
|--|-----------------------------|--------|------------------|---------|
|  | Ei25 Electric Insert | Ei25 | 61 | \$1,726 |
| <ul style="list-style-type: none"> Flame Viewing Area: 25" W x 16" H Unit includes: Thermostatic Remote Control. Can be used with or without heat. 3 sided (27-1/16"W x 17-7/8"H) & 4 sided (27-1/16"W x 18-13/16"H) finishing trim (bottom trim is removed to create a 3 sided). Oak Log set with grate & ember bed media. 5,000 BTU, 1400W, 120V plug or hardwire or 9,500 BTU, 2800W, 240V hardwire only. | | | | |


| ACCESSORIES | Part no. | Weight | Suggested Retail | |
|--|---|---------|------------------|-----------|
| Additional Log Set Options Optional | | | | |
|  | Driftwood Log Set | 281-930 | 5 | \$190 |
| | Birch Log Set | 281-931 | 5 | \$190 |
| Replaces the oak log set included with the unit. Placed on top of the included grate & standard ember bed media. | | | | |
| Faceplates & Backing Plate Optional | | | | |
|  <p>3-Sided Faceplate</p> <p>4-Sided Faceplate</p> | 3 Sided Faceplate 35-13/16" W x 23-1/4" H | 288-912 | 14 | \$190 |
| | 4 Sided Faceplate 35-13/16" W x 26" H | 288-913 | 16 | \$217 |
| | 3 Sided Oversized Backing Plate 44-11/16" w x 29-5/8" H | 288-936 | 29 | \$358 |
| | 3 Sided Custom Faceplate | 288-937 | 22 | \$500 |
| | 4 Sided Custom Faceplate | 288-938 | 27 | \$500 |
| The Backing Plate can fit directly to the insert. A faceplate is not required. If a customer wants to use a Premium Surround, they will need a 3 sided faceplate & may also want to add a backing plate for additional height & width. Refer to the Custom Backing Plate order forms for sizing information. All Faceplates are Satin Black. | | | | |
| Premium Trims Optional | | | | |
|  <p>Black</p> <p>White</p> <p>Sunset Bronze</p> <p>Grey</p> <p>Brushed Nickel</p> | Premium Trim Packer - REQUIRED | 281-943 | 1 | No Charge |
| | 3 Sided - Black | 550-920 | 14 | \$251 |
| | 3 Sided - Grey | 550-921 | 14 | \$355 |
| | 3 Sided - White | 550-922 | 14 | \$355 |
| | 3 Sided - Sunset Bronze | 550-923 | 14 | \$355 |
| | 3 Sided - Brushed Nickel | 550-924 | 14 | \$802 |
| | Premium Trims fit on the 3 Sided Faceplate only (288-912). Please also add a Premium Trim Packer to your order (281-943). 3 Sided Trim Dimensions: 40-13/16"W x 26-3/8"H | | | |
| Traditional Premium Trims Optional | | | | |
|  | Traditional 3 Sided - Black | 550-927 | 6 | \$299 |
| | Traditional 3 Sided - Brushed Antique Copper | 550-928 | 6 | \$743 |
| Traditional Premium Trims fit on the 3 Sided Faceplate only (288-912). Traditional Trim Dimensions: 45-3/4"W x 28-3/4"H | | | | |
| Other Optional | | | | |
| | Adjustable Hearth Trim - Trimmable from 2-6 in. | 262-941 | 7 | \$99 |
| Hearth trim fits on the 3 Sided Faceplate only (288-912) and requires a Premium Trim. Cannot be used with Traditional Premium Trim. The hearth trim attaches to the bottom of the unit if the unit is raised in the cavity & a 4 sided faceplate does not accommodate the required height. | | | | |


All prices are in U.S. dollars.
Prices subject to change without notice.
There is a 20% restocking charge.

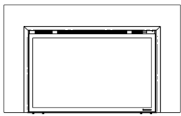
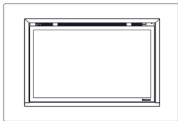
Electric Fireplaces-70
Effective: January 5, 2026
© 2026 Fireplace Products U.S. Inc. Printed: Dec 22, 2025 - E. & O.E.


Atmosphere Electric Insert


2025 Suggested Retail Price - USA

| UNIT | Part no. | Weight | Suggested Retail | |
|--|-----------------------------|--------|------------------|---------|
|  | Ei29 Electric Insert | Ei29 | 75 | \$1,960 |
| <ul style="list-style-type: none"> Flame Viewing Area: 29" W x 19" H Unit includes: Thermostatic Remote Control. Can be used with or without heat. 3 sided (31-1/16"W x 20-7/8"H) & 4 sided (31-1/16"W x 21-13/16"H) finishing trim (bottom trim is removed to create a 3 sided). Oak Log set with grate & ember bed media. 5,000 BTU, 1400W, 120V plug or hardwire or 9,500 BTU, 2800W, 240V hardwire only. | | | | |

| ACCESSORIES | Part no. | Weight | Suggested Retail | |
|--|--------------------------|---------|------------------|-------|
| Additional Log Set Options | | | Optional | |
|  | Driftwood Log Set | 281-930 | 5 | \$190 |
| | Birch Log Set | 281-931 | 5 | \$190 |
| Replaces the oak log set included with the unit. Placed on top of the included grate & standard ember bed media. | | | | |

| Faceplates & Backing Plate | Part no. | Weight | Suggested Retail |
|--|----------|--------|------------------|
| 3 Sided Faceplate 40-3/16"W x 26"H | 281-912 | 15 | \$190 |
| 4 Sided Faceplate 40-3/16"W x 29-1/2"H | 281-913 | 19 | \$217 |
| 3 Sided Oversized Backing Plate 47-1/2"w x 31-1/2"H | 281-936 | 30 | \$358 |
| 3 Sided Custom Faceplate | 281-937 | 22 | \$545 |
| 4 Sided Custom Faceplate | 281-938 | 42 | \$545 |
|  3-Sided Faceplate  4-Sided Faceplate | | | |
| <p>The Backing Plate can fit directly to the insert. A faceplate is not required. If a customer wants to use a Premium Surround, they will need a 3 sided faceplate & may also want to add a backing plate for additional height & width. Refer to the Custom Backing Plate order forms for sizing information.</p> <p>All Faceplates are Satin Black.</p> | | | |

| Premium Trims | Part no. | Weight | Suggested Retail |
|--|----------|--------|------------------|
| Premium Trim Packer - REQUIRED | 281-943 | 1 | No Charge |
| 3 Sided - Black | 311-920 | 16 | \$285 |
| 3 Sided - Grey | 311-921 | 16 | \$365 |
| 3 Sided - White | 311-922 | 16 | \$365 |
| 3 Sided - Sunset Bronze | 311-923 | 16 | \$365 |
| 3 Sided - Brushed Nickel | 311-924 | 16 | \$814 |
|  | | | |
| <p>Premium Trims fit on the 3 Sided Faceplate only (281-912). Please order Premium Trim Packer (281-943).</p> <p>3 Sided Trim Dimensions: 40-13/16"W x 26-3/8"H</p> | | | |


| Traditional Premium Trims | Part no. | Weight | Suggested Retail |
|--|----------|--------|------------------|
| Traditional 3 Sided - Black | 311-927 | 8 | \$261 |
| Traditional 3 Sided - Brushed Antique Copper | 311-928 | 7 | \$749 |
|  | | | |
| <p>Traditional Premium Trims fit on the 3 Sided Faceplate only (281-912).</p> <p>Traditional Trim Dimensions: 45-3/4"W x 28-3/4"H</p> | | | |


| Other | Part no. | Weight | Suggested Retail |
|--|----------|--------|------------------|
| Adjustable Hearth Trim - Trimmable from 2-6 in. | 311-941 | 7 | \$137 |
| <p>Hearth trim fits on the 3 Sided Faceplate only (281-912) and requires a Premium Trim. Cannot be used with Traditional Premium Trim. The hearth trim attaches to the bottom of the unit if the unit is raised in the cavity & a 4 sided faceplate does not accommodate the required height.</p> | | | |

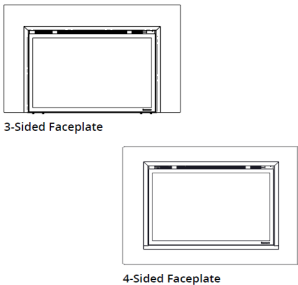
All prices are in U.S. dollars.
Prices subject to change without notice.
There is a 20% restocking charge.


Atmosphere Electric Insert


2025 Suggested Retail Price - USA

| UNIT | Part no. | Weight | Suggested Retail | |
|--|-----------------------------|--------|------------------|---------|
|  | Ei33 Electric Insert | Ei33 | 100 | \$2,188 |
| <ul style="list-style-type: none"> Flame Viewing Area: 33" W x 23" H Unit includes: Thermostatic Remote Control. Can be used with or without heat. 3 sided (35-1/16"W x 24-7/8"H) & 4 sided (35-1/16"W x 25-13/16"H) finishing trim (bottom trim is removed to create a 3 sided). Oak Log set with grate & ember bed media. 5,000 BTU, 1400W, 120V plug or hardwire or 9,500 BTU, 2800W, 240V hardwire only. | | | | |

| ACCESSORIES | Part no. | Weight | Suggested Retail | |
|--|--------------------------|---------|------------------|-------|
| Additional Log Set Options Optional | | | | |
|  | Driftwood Log Set | 333-930 | 5 | \$293 |
| | Birch Log Set | 333-931 | 6 | \$293 |
| Replaces the oak log set included with the unit. Placed on top of the included grate & standard ember bed media. | | | | |

| Faceplates & Backing Plate | Part no. | Weight | Suggested Retail | |
|--|--|---------|------------------|-------|
| Faceplates & Backing Plate Optional | | | | |
|  <p>3-Sided Faceplate</p> <p>4-Sided Faceplate</p> | 3 Sided Faceplate 46-1/8"W x 30-13/16"H | 333-912 | 20 | \$190 |
| | 4 Sided Faceplate 46-1/8"W x 37-1/16"H | 333-913 | 28 | \$217 |
| | 3 Sided Oversized Backing Plate 50-1/2"w x 33"H | 333-936 | 31 | \$358 |
| | 3 Sided Custom Faceplate | 333-937 | 22 | \$545 |
| | 4 Sided Custom Faceplate | 333-938 | 42 | \$545 |
| The Backing Plate can fit directly to the insert. A faceplate is not required. If a customer wants to use a Premium Surround, they will need a 3 sided faceplate & may also want to add a backing plate for additional height & width. Refer to the Custom Backing Plate order forms for sizing information. All Faceplates are Satin Black. | | | | |

| Premium Trims | Part no. | Weight | Suggested Retail | |
|--|---|---------|------------------|-------|
| Premium Trims Optional | | | | |
|  <p>Black</p> <p>White</p> <p>Sunset Bronze</p> <p>Grey</p> <p>Brushed Nickel</p> | 3 Sided - Black | 391-920 | 19 | \$306 |
| | 3 Sided - Grey | 391-921 | 19 | \$426 |
| | 3 Sided - White | 391-922 | 19 | \$426 |
| | 3 Sided - Sunset Bronze | 391-923 | 19 | \$426 |
| | 3 Sided - Brushed Nickel | 391-924 | 19 | \$911 |
| | Premium Trims fit on the 3 Sided Faceplate only (333-912). Premium Trim Packer is included with trims now. If it's missing, please order 281-943. 3 Sided Trim Dimensions: 46-3/4"W x 31-3/16"H | | | |

| Traditional Premium Trims | Part no. | Weight | Suggested Retail | |
|--|---|---------|------------------|-------|
| Traditional Premium Trims Optional | | | | |
|  | Traditional 3 Sided - Black | 391-927 | 9 | \$274 |
| | Traditional 3 Sided - Brushed Antique Copper | 391-928 | 9 | \$868 |
| Traditional Premium Trims fit on the 3 Sided Faceplate only (333-912). Traditional Trim Dimensions: 51-11/16"W x 33-9/16"H | | | | |



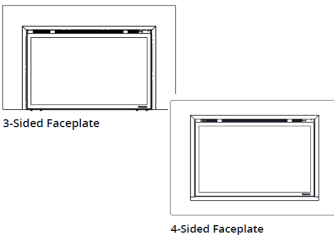



| Other | Part no. | Weight | Suggested Retail | |
|---|--|---------|------------------|-------|
| Other Optional | | | | |
| | Adjustable Hearth Trim - Trimmable from 2-6 in. | 391-941 | 9 | \$142 |
| Hearth trim fits on the 3 Sided Faceplate only (333-912) and requires a Premium Trim. Cannot be used with Traditional Premium Trim. The hearth trim attaches to the bottom of the unit if the unit is raised in the cavity & a 4 sided faceplate does not accommodate the required height. | | | | |

All prices are in U.S. dollars.
Prices subject to change without notice.
There is a 20% restocking charge.

Electric Fireplaces-72
Effective: January 5, 2026
Printed: Dec 22, 2025 - E. & O.E.

© 2026 Fireplace Products U.S. Inc.

Atmosphere LCD Electric Insert

| UNIT | Part no. | Weight | Suggested Retail | |
|--|--|------------------------|-------------------------|-----------|
|  | NEW Ei29LCD Electric Insert | Ei29LCD | 83 | \$3,122 |
| <ul style="list-style-type: none"> Flame Viewing Area: 29" W x 17-3/4" H Unit includes: Thermostatic Remote Control. Can be used with or without heat. 3 sided (31-1/16"W x 20-7/8"H) & 4 sided (31-1/16"W x 21-13/16"H) finishing trim (bottom trim is removed to create a 3 sided). 9 virtual flames with sound & sparks, black brick panels. 5,000 BTU, 1400W, 120V plug or hardwire or 9,500 BTU, 2800W, 240V hardwire only. | | | | |
| SAMPLE PRICING | | | Suggested Retail | |
| Ei29LCD with Oak Log set | | | \$3,279 | |
| REQUIRED EQUIPMENT | Part no. | Weight | Suggested Retail | |
| Log Set Options | | Must Choose One | | |
|  | Oak Log Set | 281-954 | 5 | \$157 |
| | Driftwood Log Set | 281-950 | 5 | \$157 |
| | Birch Log Set | 281-951 | 5 | \$157 |
| ACCESSORIES | Part no. | Weight | Suggested Retail | |
| Brick Panels Optional | | | | |
| | Brown Brick Panels - Left & Right sides | 281-961 | 3 | \$116 |
| Media Optional for ontop of the glowing ember bed | | | | |
| | Crushed Glass Ginger 3/4in. (3.5lbs) | 946-779 | 4 | \$40 |
| | Andiron Black Embers | 946-783 | 1 | \$45 |
| Faceplates & Backing Plate Optional | | | | |
|  | 3 Sided Faceplate 40-3/16"W x 26"H | 281-912 | 15 | \$190 |
| | 4 Sided Faceplate 40-3/16"W x 29-1/2"H | 281-913 | 19 | \$217 |
| | 3 Sided Oversized Backing Plate 47-1/2"w x 31-1/2"H | 281-936 | 30 | \$358 |
| | 3 Sided Custom Faceplate | 281-937 | 22 | \$545 |
| | 4 Sided Custom Faceplate | 281-938 | 42 | \$545 |
| | The Backing Plate can fit directly to the insert. A faceplate is not required. If a customer wants to use a Premium Surround, they will need a 3 sided faceplate & may also want to add a backing plate for additional height & width. Refer to the Custom Backing Plate order forms for sizing information. All Faceplates are Satin Black. | | | |
| Premium Trims Optional - Premium Trims fit on the 3 Sided Faceplate only (281-912) | | | | |
|  | Premium Trim Packer - REQUIRED | 281-943 | 1 | No Charge |
| | 3 Sided - Black | 311-920 | 16 | \$285 |
| | 3 Sided - Grey | 311-921 | 16 | \$365 |
| | 3 Sided - White | 311-922 | 16 | \$365 |
| | 3 Sided - Sunset Bronze | 311-923 | 16 | \$365 |
| | 3 Sided - Brushed Nickel | 311-924 | 16 | \$814 |
| Traditional Premium Trims Optional -Traditional Premium Trims fit on the 3 Sided Faceplate only (281-912) | | | | |
|  | Traditional 3 Sided - Black | 311-927 | 8 | \$261 |
| | Traditional 3 Sided - Brushed Antique Copper | 311-928 | 7 | \$749 |
| | Traditional Trim Dimensions: 45-3/4"W x 28-3/4"H | | | |
| Other Optional | | | | |
|  | Mood Lighting Kit | 923-835 | 0.5 | \$114 |
| Powerful mood lighting systems allows you to create additional ambience in your home. Up to 10 feet of flexible LED strips can be installed around a TV or along shelves to enhance your fire's glow. Control the mood lighting directly from your remote control or APP | | | | |



All prices are in U.S. dollars.
 Prices subject to change without notice.
 There is a 20% restocking charge.



Atmosphere LCD Electric Insert


| UNIT | Part no. | Weight | Suggested Retail | |
|--|--|--|-------------------------|-------------------------|
| | Ei33LCD Electric Insert | Ei33LCD | 100 | \$3,385 |
| | <ul style="list-style-type: none"> Glass Viewing Area: 33-1/4" W x 21-13/16" H Unit includes: Thermostatic Remote Control. Can be used with or without heat. 3 sided (34-1/16"W x 25"H) & 4 sided (34-1/16"W x 25-13/16"H) finishing trim (bottom trim is removed to create a 3 sided). 9 virtual flames with sound & sparks, black brick panels. 5,000 BTU, 1400W, 120V plug or hardwire or 9,500 BTU, 2800W, 240V hardwire only. | | | |
| SAMPLE PRICING | | | Suggested Retail | |
| Ei33LCD with Oak Log set | | | \$3,542 | |
| REQUIRED EQUIPMENT | | Part no. | Weight | Suggested Retail |
| Log Set Options Must Choose One | | | | |
| | Oak Log Set | 281-954 | 5 | \$157 |
| | Driftwood Log Set | 281-950 | 5 | \$157 |
| | Birch Log Set | 281-951 | 5 | \$157 |
| ACCESSORIES | | Part no. | Weight | Suggested Retail |
| Brick Panels Optional | | | | |
| Brown Brick Panels - Left & Right sides | | 333-901 | 7 | \$126 |
| Media Optional for ontop of the glowing ember bed | | | | |
| Crushed Glass Ginger 3/4in. (3.5lbs) | | 946-779 | 4 | \$40 |
| Andiron Black Embers | | 946-783 | 1 | \$45 |
| Faceplates & Backing Plate | | | Optional | |
| | 3 Sided Faceplate 46-1/8"W x 30-13/16"H | 333-912 | 20 | \$190 |
| | 4 Sided Faceplate 46-1/8"W x 37-1/16"H | 333-913 | 28 | \$217 |
| | 3 Sided Oversized Backing Plate 50-1/2"w x 33"H | 333-936 | 31 | \$358 |
| | 3 Sided Custom Faceplate | 333-937 | 22 | \$545 |
| | 4 Sided Custom Faceplate | 333-938 | 42 | \$545 |
| The backing plate can fit directly to the insert. A faceplate is not required. If a customer wants to use a Premium Surround, they will need a 3 sided faceplate & may also want to add a backing plate for additional height & width. Refer to the Custom Backing Plate order forms for sizing information. All Faceplates are Satin Black. | | | | |
| Premium Trims | | Optional - Premium Trims fit on the 3 Sided Faceplate only (281-912) | | |
| | 3 Sided - Black | 391-920 | 19 | \$306 |
| | 3 Sided - Grey | 391-921 | 19 | \$426 |
| | 3 Sided - White | 391-922 | 19 | \$426 |
| | 3 Sided - Sunset Bronze | 391-923 | 19 | \$426 |
| | 3 Sided - Brushed Nickel | 391-924 | 19 | \$911 |
| Premium Trims fit on the 3 Sided Faceplate only (333-912). Premium Trim Packer is included with trims now. If it's missing, please order 281-943. 3 Sided Trim Dimensions: 46-3/4"W x 31-3/16"H | | | | |
| Traditional Premium Trims | | Optional -Traditional Premium Trims fit on the 3 Sided Faceplate only (281-912) | | |
| | Traditional 3 Sided - Black | 391-927 | 9 | \$274 |
| | Traditional 3 Sided - Brushed Antique Copper | 391-928 | 9 | \$868 |
| Traditional Premium Trims fit on the 3 Sided Faceplate only (333-912). Traditional Trim Dimensions: 51-11/16"W x 33-9/16"H | | | | |
| Other | | | Optional | |
| | Mood Lighting Kit | 923-835 | 0.5 | \$114 |
| | Powerful mood lighting systems allows you to create additional ambience in your home. Up to 10 feet of flexible LED strips can be installed around a TV or along shelves to enhance your fire's glow. Control the mood lighting directly from your remote control or APP | | | |

All prices are in U.S. dollars.
Prices subject to change without notice.
There is a 20% restocking charge.

NEW LCD Electric Fireplaces

| UNIT | Part no. | Weight | Suggested Retail | |
|---|---|-----------------|-------------------------|-------------------------|
| E36 Electric LCD Fireplace | | | | |
|  | E36LCD Electric Fireplace | EI36LCD | 116 | \$3,685 |
| | <ul style="list-style-type: none"> Glass Viewing Area: 36-1/4" W x 23-5/8" H Unit includes: Thermostatic Remote Control. Can be used with or without heat. 3 sided ((37-15/16"W x 27-9/16"H) & 4 sided ((37-15/16"W x 26-13/16"H) finishing trim (bottom trim is removed to create a 3 sided). 9 virtual flames with sound & sparks, black brick panels. 5,000 BTU, 1400W, 120V plug or hardwire or 9,500 BTU, 2800W, 240V hardwire only. | | | |
| SAMPLE PRICING | | | Suggested Retail | |
| Ei33LCD with Oak Log set | | | \$3,842 | |
| REQUIRED EQUIPMENT | | Part no. | Weight | Suggested Retail |
| Log Set Options for E36LCD | | | | Must Choose One |
|  | Oak Log Set | 517-954 | 5 | \$157 |
| | Driftwood Log Set | 517-950 | 5 | \$157 |
| | Birch Log Set | 517-951 | 5 | \$157 |
| ACCESSORIES | | Part no. | Weight | Suggested Retail |
| Brick Panels | | | | Optional |
| Brown Brick Panels - Left & Right sides | | 517-901 | 7 | \$136 |

| | | | | |
|---|--|-----------------|-------------------------|-------------------------|
| E800LCD Electric Fireplace | | | | |
|  | E800LCD Electric Fireplace | E800LCD | 153 | \$4,500 |
| | <ul style="list-style-type: none"> Flame Viewing Area: 33" W x 33" H Unit includes: Thermostatic Remote Control. Can be used with or without heat. 3 sided (35"W x 34"H) & 4 sided (35"W x 34-11/16"H) finishing trim (bottom trim is removed to create a 3 sided). 9 virtual flames with sound & sparks, black brick panels. 5,000 BTU, 1400W, 120V plug or hardwire or 9,500 BTU, 2800W, 240V hardwire only. | | | |
| SAMPLE PRICING | | | Suggested Retail | |
| E800LCD with Oak Log set | | | \$4,657 | |
| REQUIRED EQUIPMENT | | Part no. | Weight | Suggested Retail |
| Log Set Options for E800LCD | | | | Must Choose One |
|  | Oak Log Set | 544-954 | 5 | \$157 |
| | Driftwood Log Set | 544-950 | 5 | \$157 |
| | Birch Log Set | 544-951 | 5 | \$157 |
| ACCESSORIES | | Part no. | Weight | Suggested Retail |
| Brick Panels | | | | Optional |
| Brown Brick Panels - Left & Right sides | | 544-901 | 11 | \$166 |

| OPTIONAL ACCESSORIES for E36LCD OR E800LCD | | Part no. | Weight | Suggested Retail |
|---|---|----------|--------|------------------|
| Media | | | | |
| Optional for ontop of the glowing ember bed | | | | |
| Crushed Glass Ginger 3/4in. (3.5lbs) | | 946-779 | 4 | \$40 |
| Andiron Black Embers | | 946-783 | 1 | \$45 |
| Other | | | | Optional |
|  | Mood Lighting Kit | 923-835 | 0.5 | \$114 |
| | Powerful mood lighting systems allows you to create additional ambience in your home. Up to 10 feet of flexible LED strips can be installed around a TV or along shelves to enhance your fire's glow. Control the mood lighting directly from your remote control | | | |

All prices are in U.S. dollars.
 Prices subject to change without notice.
 There is a 20% restocking charge.

TABLE OF CONTENTS

2026 USA Retail Pricing for:

WOOD STOVES, INSERTS & FIREPLACES

Glass Viewing Area 3

Classic™ Wood Stoves & Inserts

F1150, F2450 77

i1150 78

i2450 79

Cascades Wood Stoves & Inserts

F1500, F2500 80

i1500 81

i2500 82

Alterra® Wood Insert & Fireplace

Ci1150 83

i3000 84 , 85

Pro-Series® Hybrid Catalytic Wood Stoves & Insert

F3500, F5200 86

Ci2700 87

Hampton® Wood Inserts

Hi1150 88

Hi2450 89

Hi500 90

Venting Components 90 , 92









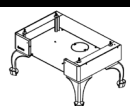
WOOD STOVES


F1150, F2450

Regency Classic Wood Stoves

2025 Suggested Retail Price - USA

| BASIC EQUIPMENT | | Part no. | Weight | Suggested Retail |
|---|--|----------|--------|------------------|
| BODY ONLY (SEE DOOR OPTIONS BELOW) | | | | |
|  | New Part Number - Small | F1150S-1 | 212 | \$2,139 |
| | New Part number - Medium | F2450M-2 | 336 | \$2,603 |
| | <ul style="list-style-type: none"> Standard unit includes: black body, brick set, baffles, air tubes, andirons air operating tool, front mounted air adjustment, and rear heat deflector F1150 - 55,000 BTU's, 75% LHV/70% HHV efficiency, 1.7 gms/hr emissions, up to 18" log F2450 - 75,000BTU's, 76% LHV 70% HHV efficiency, 1.6 gms/hr emissions, up to 18" log | | | |
| SAMPLE PRICING: | | | | |
| F1150 - Black Body with Black Classic Door and Small Pedestal | | | | \$2,768 |
| F2450 - Black Body with Black Classic Door and Medium Pedestal | | | | \$3,309 |

| REQUIRED EQUIPMENT | | Part no. | Weight | Suggested Retail | |
|---|---|------------------|---------|------------------|-------|
| SMALL DOOR OPTIONS -F1150-1 | | | | | |
|  | Small - Black Classic | 850-241 | 24 | \$342 | |
| | Small - Black Classic with Nickel Accent* | 850-243 | 25 | \$756 | |
| | Fits on F1150 *Includes two brushed nickel hinge caps | | | | |
|  | Small - Black Contemporary | 850-161 | 34 | \$373 | |
| MEDIUM DOOR OPTIONS -F2450-2 | | | | | |
|  | Medium - Black Classic | 850-251 | 29 | \$370 | |
| | Medium - Black Classic with Nickel Accent* | 850-253 | 30 | \$794 | |
| | Fits on F2450-2 *Includes two brushed nickel hinge caps | | | | |
| PEDESTAL | | | | | |
| MUST CHOOSE EITHER PEDESTAL, WOOD STORAGE OR LEGS & BOTTOM SHIELD | | | | | |
|  | Pedestal | Small | 075-945 | 27 | \$287 |
| | | Medium | 022-915 | 36 | \$336 |
| WOOD (STACKER) STORAGE PEDESTAL | | | | | |
|  | NEW Wood Storage Pedestal | Small (F1150-1) | 075-946 | 23 | \$373 |
| | | Medium (F2450-2) | 022-946 | 28 | \$404 |
| LEGS & BOTTOM SHIELD | | | | | |
|  | Bottom Shield (REQUIRED WITH LEGS) | Small | 075-941 | 16 | \$181 |
| | | Medium | 022-911 | 21 | \$188 |
| | Cast Iron Legs | Black | 850-126 | 14 | \$175 |
| | | Brushed Nickel | 850-128 | 13 | \$698 |

| ACCESSORIES | | Part no. | Weight | Suggested Retail | | |
|---|---|--|---------|------------------|-------|-----|
| OPTIONAL | | | | | | |
|  | Blower | Variable Speed (F1150) | 075-917 | 9 | \$431 | |
| | | 2 Speed (F2450) | 846-515 | 12 | \$466 | |
| | Convactor Airmate | Small (F1150) | 850-105 | 18 | \$204 | |
| | | Medium (F2450) | 022-942 | 16 | \$196 | |
| | Ash Drawer | For Pedestal | 075-910 | 11 | \$309 | |
| | | For Legs (F1150) | 075-914 | 7 | \$309 | |
| | | For Legs (F2450-2) | 022-914 | 9 | \$309 | |
| | Outside Air Kit - Both Models | | 846-502 | 4 | \$148 | |
| | Required for Mobile Homes & other specific installations. Refer to local building codes. | | | | | |
| | Canada ONLY | Mobile Home Adaptor Kit (F1150) Requires 846-502 | | 075-909 | 8 | N/A |
| | Canada ONLY | Mobile Home Adaptor Kit (F2450) Requires 846-502 | | 021-909 | 15 | N/A |
| | Both units are suitable for Mobile home installation in Canada & USA. The kit is only required in Canada. | | | | | |
| Note: The optional ashdrawer cannot be used when using the Mobile Home Adaptor Kit. | | | | | | |

All prices are in U.S. dollars.

Prices subject to change without notice.


There is a 20% restocking charge.

© 2026 Fireplace Products U.S. Inc.



Wood -77
Effective: January 5, 2026
Printed: Dec 22, 2025 - E. & O.E.

Regency Classic Wood Insert

2025 Suggested Retail Price - USA

| BASIC EQUIPMENT | | Part no. | Weight | Suggested Retail |
|---|---|----------|--------|------------------|
| BODY ONLY (SEE DOOR OPTIONS BELOW) | | | | |
|  | Small | i1150S-1 | 214 | \$2,262 |
| | <ul style="list-style-type: none"> Standard unit includes: black body, brick set, baffles, air tubes, andirons & front mounted air adjustment 55,000 BTU's, 75% LHV/70% HHV efficiency, 1.7 gms/hr emissions, up to 18" log | | | |

| SAMPLE PRICING: | | Suggested Retail |
|---|--|------------------|
| i1150 - Black Body with Black Classic Door, Regular Backing Plate and Standard Flue Adaptor | | \$3,140 |

| REQUIRED EQUIPMENT | | Part no. | Weight | Suggested Retail | |
|---|---|-----------------|---------|------------------|-------|
| DOOR OPTIONS | | | | | |
|  | Black Classic | 850-241 | 24 | \$342 | |
| | Black Classic with Nickel Accent* | 850-243 | 25 | \$756 | |
| *Includes two brushed nickel hinge caps | | | | | |
|  | Small - Black Contemporary | 850-161 | 34 | \$373 | |
| | | | | | |
| BACKING PLATES (BLACK WITH BLACK TRIM) | | | | | |
| MUST CHOOSE ONE | | | | | |
| | Regular | 26-3/8"H x 38"W | 172-920 | 17 | \$398 |
| | Oversize | 30-3/8"H x 44"W | 172-922 | 23 | \$480 |
| FLUE ADAPTORS | | | | | |
| MUST CHOOSE ONE | | | | | |
| | Standard Adaptor (8-3/16" from insert front to Center Line of Flue) | 172-942 | 10 | \$138 | |
| | Offset Adaptor (12-11/16" from Insert front to Center Line of Flue) | 172-946 | 18 | \$170 | |

| ACCESSORIES | | Part no. | Weight | Suggested Retail | |
|---|-----------------------|------------------------------|---------|------------------|-------|
| OPTIONAL | | | | | |
| | Variable Speed Blower | 172-917 | 8 | \$398 | |
| | Bottom Fascia | 172-927 | 4 | \$93 | |
| • Covers up the gap between the ash lip and bottom of the insert. Recommended when a blower is not purchased. | | | | | |
| | Bottom Faceplate | Regular (use with 172-920) | 171-928 | 14 | \$193 |
| | | Oversize* (use with 172-922) | 171-930 | 16 | \$215 |
| * Oversize is 2-4 wk lead time | | | | | |
| • Used in raised fireplace installations. Height can be customized. See instructions for complete details. | | | | | |
| • Regular Support = 8" High (Max) x 38"W | | | | | |
| • Oversize Support = 8" High (Max) x 44"W | | | | | |

| VENTING | | Part no. | Weight | Suggested Retail |
|--|--|-----------|--------|------------------|
| STAINLESS STEEL LINER KITS | | | | |
| OPTIONAL | | | | |
| | 5 1/2" x 25 Ft. Wood Insert Flex Kit | 948-520 | 29 | \$996 |
| | 5 1/2" x 35 Ft. Wood Insert Flex Kit | 948-530 | 36 | \$1,262 |
| • Kit includes: 5 1/2" x 316L Stainless Steel Liner (0.0055 gauge wall thickness), rain cap with 5/8" spark arrester, 15" x 15" chimney flashing, 300 ml silicone and Regency wood stove adaptor. | | | | |
| FLUE CONNECTORS | | | | |
| OPTIONAL | | | | |
| | Straight (vertical, includes 846-527) | 846-504 | 2 | \$111 |
| | 30° (includes 846-527) | 846-506 | 2 | \$170 |
| | 45° (includes 846-527) | 846-508 | 2 | \$170 |
| | 4" offset | 948-412/P | 2 | \$170 |
| | Flue Attachment Kit | 846-527 | 1 | \$80 |
| OTHER WOOD VENTING COMPONENTS | | | | |
| OPTIONAL | | | | |
| | Rain Cap | 948-512 | 4 | \$196 |
| | Homestyle Easy Clean Out Cap with 13" x 13" Flashing | 948-526 | 12 | \$393 |
| | Pulling Guide Cone | 948-524 | 1 | \$75 |
| WRAP INSULATION KITS | | | | |
| OPTIONAL | | | | |
| | 1/2" x 25 Ft. Wrap Insulation | 948-525 | 29 | \$536 |
| | 1/2" x 35 Ft. Wrap Insulation | 948-535 | 39 | \$678 |
| • Kit includes: 1/2" thick (24" wide) insulation blanket with foil back (8 lbs density), 2 x 6" stainless steel clamp hoses, 12 oz can adhesive spray, mesh stainless roll, 1 roll of aluminium tape | | | | |

All prices are in U.S. dollars.
Prices subject to change without notice.
There is a 20% restocking charge.

© 2026 Fireplace Products U.S. Inc.


Wood -78
Effective: January 5, 2026
Printed: Dec 22, 2025 - E. & O. E.



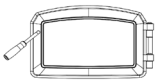
WOOD INSERT
i2450

Regency Classic Wood Insert

2025 Suggested Retail Price - USA

| BASIC EQUIPMENT | | Part no. | Weight | Suggested Retail |
|---|--|----------|--------|------------------|
| BODY ONLY (SEE DOOR OPTIONS BELOW) | | | | |
|  | Medium | i2450M-2 | 359 | \$3,414 |
| | <ul style="list-style-type: none"> Standard unit includes: black body, brick set, baffles, air tubes, 1 set of black grilles, flue adaptor & side mounted air adjustment 75,000 BTU's, 72% LHV/67% HHV efficiency, 1.38 gms/hr emissions, up to 18" log back-front and side-side | | | |

| SAMPLE PRICING: | | Part no. | Weight | Suggested Retail |
|---|--|----------|--------|------------------|
| i2450 - Black Body with Black Classic Door and Regular Backing Plate | | | | \$4,203 |

| REQUIRED EQUIPMENT | | Part no. | Weight | Suggested Retail | |
|---|---|-------------|---------|------------------|-------|
| DOOR OPTIONS | | | | | |
|  | Black Classic | 850-251 | 29 | \$370 | |
| | Black Classic with Nickel Accent* | 850-253 | 30 | \$794 | |
| | *Includes two brushed nickel hinge caps | | | | |
| BACKING PLATES (BLACK WITH BLACK TRIM) | | | | | |
| <i>MUST CHOOSE ONE</i> | | | | | |
| | Regular | 30"H x 40"W | 140-911 | 18 | \$419 |
| | Oversize | 33"H x 48"W | 140-913 | 24 | \$485 |

| ACCESSORIES | | Part no. | Weight | Suggested Retail |
|---|---------------------------|----------|--------|------------------|
| <i>OPTIONAL</i> | | | | |
| | Nickel Convection Grilles | 163-931 | 1 | \$183 |
| | 2 Speed Blower | 142-917 | 10 | \$455 |
| | Bottom Fascia | 142-927 | 5 | \$110 |
| • Covers up the gap between the ash lip and bottom of the insert. Recommended when a blower is not purchased. | | | | |

| VENTING | | Part no. | Weight | Suggested Retail |
|--|--|-----------|--------|------------------|
| STAINLESS STEEL LINER KITS | | | | |
| <i>OPTIONAL</i> | | | | |
| | 5 1/2" x 25 Ft. Wood Insert Flex Kit | 948-520 | 29 | \$996 |
| | 5 1/2" x 35 Ft. Wood Insert Flex Kit | 948-530 | 36 | \$1,262 |
| • Kit includes: 5 1/2" x 316L Stainless Steel Liner (0.0055 gauge wall thickness), rain cap with 5/8" spark arrester, 15" x 15" chimney flashing, 300 ml silicone and Regency wood stove adaptor. | | | | |
| FLUE CONNECTORS | | | | |
| <i>OPTIONAL</i> | | | | |
| | Straight (vertical, includes 846-527) | 846-504 | 2 | \$111 |
| | 30° (includes 846-527) | 846-506 | 2 | \$170 |
| | 45° (includes 846-527) | 846-508 | 2 | \$170 |
| | 4" offset | 948-412/P | 2 | \$170 |
| | Flue Attachment Kit | 846-527 | 1 | \$80 |
| OTHER WOOD VENTING COMPONENTS | | | | |
| <i>OPTIONAL</i> | | | | |
| | Rain Cap | 948-512 | 4 | \$196 |
| | Homestyle Easy Clean Out Cap with 13" x 13" Flashing | 948-526 | 12 | \$393 |
| | Pulling Guide Cone | 948-524 | 1 | \$75 |
| WRAP INSULATION KITS | | | | |
| <i>OPTIONAL</i> | | | | |
| | 1/2" x 25 Ft. Wrap Insulation | 948-525 | 29 | \$536 |
| | 1/2" x 35 Ft. Wrap Insulation | 948-535 | 39 | \$678 |
| • Kit includes: 1/2" thick (24" wide) insulation blanket with foil back (8 lbs density), 2 x 6" stainless steel clamp hoses, 12 oz can adhesive spray, mesh stainless roll, 1 roll of aluminium tape | | | | |

All prices are in U.S. dollars.
Prices subject to change without notice.
There is a 20% restocking charge.

© 2026 Fireplace Products U.S. Inc.

Wood -79
Effective: January 5, 2026
Printed: Dec 22, 2025 - E. & O.E.




WOOD STOVES

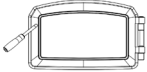
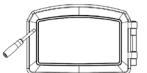

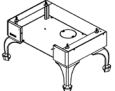
F1500, F2500


Regency Cascades Wood Stoves


2025 Suggested Retail Price - USA

| BASIC EQUIPMENT | | Part no. | Weight | Suggested Retail |
|---|---|----------|---|------------------|
| BODY ONLY (SEE DOOR OPTIONS BELOW) | | | | |
|  | Small | F1500S | 221 | \$2,768 |
| | Medium (NEW Model!) | F2500M-1 | 334 | \$3,210 |
| | <ul style="list-style-type: none"> Standard unit includes: black body, brick set, baffles, air tubes, andirons, catalytic combustor, catalytic thermometer, air & bypass operating tool, front mounted air adjustment & catalytic bypass, and rear heat deflector F1500 - 55,000 BTU's, 84% LHV/77% HHV efficiency, 1.0 gms/hr emissions, up to 18" log F2500-1 - 83,000 BTU's, 78% avg. weighted HHV efficiency, 1.4 gms/hr emissions, up to 18" log back-front and side-side | | | |
| Both stoves feature a 10-year 100% coverage on original catalyst | | | These units qualify for U.S. Biomass Tax Credit | |

| SAMPLE PRICING: | | Suggested Retail |
|--|--|------------------|
| F1500 - Black Body with Black Classic Door and Small Pedestal | | \$3,408 |
| F2500 - Black Body with Black Classic Door and Medium Pedestal | | \$3,916 |

| REQUIRED EQUIPMENT | | Part no. | Weight | Suggested Retail | |
|---|---|------------------|---------|------------------|-------|
| DOOR OPTIONS | | | | | |
| <i>MUST CHOOSE ONE</i> | | | | | |
|  | Small - Black Classic | 850-241 | 24 | \$342 | |
| | Small - Black Classic with Nickel Accent* | 850-243 | 25 | \$756 | |
| | Fits on F1500 *Includes two brushed nickel hinge caps | | | | |
|  | Medium - Black Classic | 850-251 | 29 | \$370 | |
| | Medium - Black Classic with Nickel Accent* | 850-253 | 30 | \$794 | |
| | Fits on F2500-1 *Includes two brushed nickel hinge caps | | | | |
| PEDESTAL | | | | | |
| <i>MUST CHOOSE EITHER PEDESTAL, WOOD STORAGE OR LEGS & BOTTOM SHIELD</i> | | | | | |
|  | Pedestal | Small | 075-915 | 27 | \$298 |
| | | Medium | 022-915 | 36 | \$336 |
| WOOD (STACKER) STORAGE PEDESTAL | | | | | |
| | | Medium (F2500-1) | 022-946 | 28 | \$404 |
| LEGS & BOTTOM SHIELD | | | | | |
|  | Bottom Shield (REQUIRED WITH LEGS) | Small | 075-911 | 15 | \$188 |
| | | Medium | 022-911 | 21 | \$188 |
| | Cast Iron Legs | Black | 850-126 | 14 | \$175 |
| | | Brushed Nickel | 850-128 | 13 | \$698 |

| ACCESSORIES | | Part no. | Weight | Suggested Retail | |
|---|--|------------------------|--|------------------|-------|
| <i>OPTIONAL</i> | | | | | |
|  | Blower | Variable Speed (F1500) | 075-917 | 9 | \$431 |
| | | 2 Speed (F2500) | 846-515 | 12 | \$466 |
| | Convactor Airmate | Small | 075-912 | 16 | \$204 |
| | | Medium | 022-912 | 16 | \$204 |
| | Ash Drawer | For Pedestal | 075-910 | 11 | \$309 |
| | | For Legs (F1500) | 075-914 | 7 | \$309 |
| | | For Legs (F2500-1) | 022-914 | 9 | \$309 |
| | Outside Air Kit - All Models | | 846-502 | 4 | \$148 |
| | Required for Mobile Homes & other specific installations. Refer to local building codes. | | | | |
| | <i>Canada ONLY</i> | | Mobile Home Adaptor Kit (F1500) Requires 846-502 | 075-909 | 8 |
| The F1500 is suitable for Mobile home installation in Canada & USA. The kit is only required in Canada. The F2500 is suitable for Mobile home installation in USA only. Note: The optional ashdrawer cannot be used when using the Mobile Home Adaptor Kit. | | | | | |

| REPLACEMENT COMPONENTS | | Part no. | Weight | Suggested Retail | |
|---|--|----------|---------|------------------|-------|
| CATALYTIC COMBUSTORS | | | | | |
|  | Replacement Ceramic Catalytic Combustor for F1500 | | 075-531 | 1 | \$382 |
| | Replacement Metal Catalytic Combustor for F2500-1 | | 022-040 | 1 | \$398 |
| | *Metal combustor cannot be used on older F2500 model | | | | |

All prices are in U.S. dollars.
Prices subject to change without notice.
There is a 20% restocking charge.

© 2026 Fireplace Products U.S. Inc.


Wood -80
Effective: January 5, 2026
Printed: Dec 22, 2025 - E. & O.E.



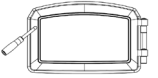
WOOD INSERT
i1500

Regency Cascades Wood Insert

2025 Suggested Retail Price - USA

| BASIC EQUIPMENT | | Part no. | Weight | Suggested Retail |
|---|--|----------|--------|--|
| BODY ONLY (SEE DOOR OPTIONS BELOW) | | | | |
|  | Small | i1500S | 209 | \$2,651 |
| | <ul style="list-style-type: none"> Standard unit includes: black body, brick set, baffles, air tubes, andirons, catalytic combustor, digital catalytic thermometer, air & bypass operating tool and front mounted air adjustment & catalytic bypass 55,000 BTU's, 84% LHV/77% HHV efficiency, 1.0 gms/hr emissions, up to 18" log Inserts feature a 10-year 100% coverage on original catalyst | | | |
| | | | | This unit qualifies for U.S. Biomass Tax Credit |

| SAMPLE PRICING: | | Part no. | Weight | Suggested Retail |
|---|--|----------|--------|------------------|
| i1500 - Black Body with Black Classic Door, Regular Backing Plate and Standard Flue Adaptor | | | | \$3,391 |

| REQUIRED EQUIPMENT | | Part no. | Weight | Suggested Retail | |
|---|--|--------------------------|---------|------------------|-------|
| DOOR OPTIONS | | | | | |
|  | Black Classic | 850-241 | 24 | \$342 | |
| | Black Classic with Nickel Accent* | 850-243 | 25 | \$756 | |
| | *Includes two brushed nickel hinge caps | | | | |
| BACKING PLATES (BLACK WITH BLACK TRIM) | | | | | |
| MUST CHOOSE ONE | | | | | |
| | Regular | 26-3/8" H x 38" W | 172-920 | 17 | \$398 |
| | Oversize | 30-3/8" H x 44" W | 172-922 | 23 | \$480 |
| FLUE ADAPTORS | | | | | |
| MUST CHOOSE ONE | | | | | |
| | Standard Adaptor (8-3/16" from Insert front to Center Line of Flue) | 172-932 | 15 | \$0 | |
| | Offset Adaptor (12-11/16" from Insert front to Center Line of Flue) | 172-936 | 22 | \$0 | |

| ACCESSORIES | | Part no. | Weight | Suggested Retail | |
|-----------------|---|-------------------------------------|---------|------------------|-------|
| OPTIONAL | | | | | |
| | Variable Speed Blower | 172-917 | 8 | \$398 | |
| | Bottom Fascia | 172-927 | 4 | \$93 | |
| | • Covers up the gap between the ash lip and bottom of the insert. Recommended when a blower is not purchased. | | | | |
| | Bottom Faceplate | Regular (use with 172-920) | 171-928 | 14 | \$193 |
| | | Oversize* (use with 172-922) | 171-930 | 16 | \$215 |
| | * Oversize is 2-4 wk lead time | | | | |
| | • Used in raised fireplace installations. Height can be customized. See instructions for complete details. | | | | |
| | • Regular Support = 8" High (Max) x 38"W | | | | |
| | • Oversize Support = 8" High (Max) x 44"W | | | | |

| VENTING | | Part no. | Weight | Suggested Retail |
|--------------------------------------|--|-----------|--------|------------------|
| STAINLESS STEEL LINER KITS | | | | |
| OPTIONAL | | | | |
| | 5 1/2" x 25 Ft. Wood Insert Flex Kit | 948-520 | 29 | \$996 |
| | 5 1/2" x 35 Ft. Wood Insert Flex Kit | 948-530 | 36 | \$1,262 |
| | • Kit includes: 5 1/2" x 316L Stainless Steel Liner (0.0055 gauge wall thickness), rain cap with 5/8" spark arrester, 15" x 15" chimney flashing, 300 ml silicone and Regency wood stove adaptor. | | | |
| FLUE CONNECTORS | | | | |
| OPTIONAL | | | | |
| | 4" offset | 948-412/P | 2 | \$170 |
| OTHER WOOD VENTING COMPONENTS | | | | |
| OPTIONAL | | | | |
| | Rain Cap | 948-512 | 4 | \$196 |
| | Homestyle Easy Clean Out Cap with 13" x 13" Flashing | 948-526 | 12 | \$393 |
| | Pulling Guide Cone | 948-524 | 1 | \$75 |
| WRAP INSULATION KITS | | | | |
| OPTIONAL | | | | |
| | 1/2" x 25 Ft. Wrap Insulation | 948-525 | 29 | \$536 |
| | 1/2" x 35 Ft. Wrap Insulation | 948-535 | 39 | \$678 |
| | • Kit includes: 1/2" thick (24" wide) insulation blanket with foil back (8 lbs density), 2 x 6" stainless steel clamp hoses, 12 oz can adhesive spray, mesh stainless roll, 1 roll of aluminium tape | | | |
| REPLACEMENT COMPONENTS | | | | |
| CATALYTIC COMBUSTORS | | | | |
| | Replacement Catalytic Combustor for i1500 | 075-531 | 1 | \$382 |

All prices are in U.S. dollars.
Prices subject to change without notice.
There is a 20% restocking charge.

© 2026 Fireplace Products U.S. Inc.


Wood -81
Effective: January 5, 2026
Printed: Dec 22, 2025 - E. & O.E.



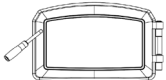
WOOD INSERT
i2500

Regency Cascades Wood Insert

2025 Suggested Retail Price - USA

| BASIC EQUIPMENT | | Part no. | Weight | Suggested Retail |
|---|--|---|--------|------------------|
| BODY ONLY (SEE DOOR OPTIONS BELOW) | | | | |
|  | Medium (NEW Model!) | i2500M-1 | 363 | \$3,970 |
| | <ul style="list-style-type: none"> Standard unit includes: black body, brick set, baffles, air tubes, catalytic combustor, digital catalytic thermometer, air & bypass operating tool, 1 set of black grilles, flue adaptor, side mounted air adjustment & front mounted catalytic bypass i2500-1 - 83,000 BTU's, 78% avg. weighted HHV efficiency, 1.4 gms/hr emissions, up to 18" log back-front and side-side | | | |
| Inserts feature a 10-year 100% coverage on original catalyst | | This unit qualifies for U.S. Biomass Tax Credit | | |

| SAMPLE PRICING: | |
|--|---------|
| i2500 - Black Body with Black Classic Door and Regular Backing Plate | \$4,759 |

| REQUIRED EQUIPMENT | | Part no. | Weight | Suggested Retail | |
|---|--|--------------------|---------|------------------|-------|
| DOOR OPTIONS | | | | | |
|  | Black Classic | 850-251 | 29 | \$370 | |
| | Black Classic with Nickel Accent* | 850-253 | 30 | \$794 | |
| | *Includes two brushed nickel hinge caps | | | | |
| BACKING PLATES (BLACK WITH BLACK TRIM) | | | | | |
| MUST CHOOSE ONE | | | | | |
| | Regular | 30"H x 40"W | 140-911 | 18 | \$419 |
| | Oversize | 33"H x 48"W | 140-913 | 24 | \$485 |


| ACCESSORIES | | Part no. | Weight | Suggested Retail |
|---|----------------------------------|----------|--------|------------------|
| OPTIONAL | | | | |
| | Nickel Convection Grilles | 163-931 | 1 | \$183 |
| | 2 Speed Blower | 142-917 | 10 | \$455 |
| | Bottom Fascia | 142-927 | 5 | \$110 |
| • Covers up the gap between the ash lip and bottom of the insert. Recommended when a blower is not purchased. | | | | |

| VENTING | | Part no. | Weight | Suggested Retail |
|--|---|----------------|--------|------------------|
| STAINLESS STEEL LINER KITS | | | | |
| OPTIONAL | | | | |
| | 5 1/2" x 25 Ft. Wood Insert Flex Kit | 948-520 | 29 | \$996 |
| | 5 1/2" x 35 Ft. Wood Insert Flex Kit | 948-530 | 36 | \$1,262 |
| • Kit includes: 5 1/2" x 316L Stainless Steel Liner (0.0055 gauge wall thickness), rain cap with 5/8" spark arrester, 15" x 15" chimney flashing, 300 ml silicone and Regency wood stove adaptor. | | | | |
| FLUE CONNECTORS | | | | |
| OPTIONAL | | | | |
| | 4" offset | 948-412/P | 2 | \$170 |
| OTHER WOOD VENTING COMPONENTS | | | | |
| OPTIONAL | | | | |
| | Rain Cap | 948-512 | 4 | \$196 |
| | Homestyle Easy Clean Out Cap with 13" x 13" Flashing | 948-526 | 12 | \$393 |
| | Pulling Guide Cone | 948-524 | 1 | \$75 |
| WRAP INSULATION KITS | | | | |
| OPTIONAL | | | | |
| | 1/2" x 25 Ft. Wrap Insulation | 948-525 | 29 | \$536 |
| | 1/2" x 35 Ft. Wrap Insulation | 948-535 | 39 | \$678 |
| • Kit includes: 1/2" thick (24" wide) insulation blanket with foil back (8 lbs density), 2 x 6" stainless steel clamp hoses, 12 oz can adhesive spray, mesh stainless roll, 1 roll of aluminium tape | | | | |
| REPLACEMENT COMPONENTS | | | | |
| CATALYTIC COMBUSTORS | | | | |
| | Replacement Metal Catalytic Combustor for i2500-1 | 022-040 | 1 | \$398 |

All prices are in U.S. dollars.
Prices subject to change without notice.
There is a 20% restocking charge.

© 2026 Fireplace Products U.S. Inc.

Wood -82
Effective: January 5, 2026
Printed: Dec 22, 2025 - E. & O.E.

| BASIC EQUIPMENT | | Part no. | Weight | Suggested Retail |
|---|--|----------|--------|------------------|
| BODY | | | | |
|  | Small | Ci1150-1 | 261 | \$3,799 |
| | <ul style="list-style-type: none"> Standard unit includes: black body, black cast iron door with ceramic glass, brick set, baffles, air tubes, andirons & 2-speed blower 55,000 BTU's, 75% LHV/70% HHV efficiency, 1.7 gms/hr emissions, up to 18" log | | | |

| SAMPLE PRICING: | | | |
|---|--|--|---------|
| Ci1150 - Black Body with Black Contemporary Faceplate & Standard Flue Adaptor | | | \$4,473 |

| REQUIRED EQUIPMENT | | Part no. | Weight | Suggested Retail |
|----------------------------|--|----------|--------|------------------|
| CAST IRON FACEPLATE | | | | |
| | Contemporary Faceplate | 156-951 | 74 | \$536 |
| | 4-PC Installation 35-15/16" W x 25-13/16" H | | | |
| FLUE ADAPTORS | | | | |
| <i>MUST CHOOSE ONE</i> | | | | |
| | Standard Adaptor (9-5/8" from Insert front to Center Line of Flue) | 172-942 | 10 | \$138 |
| | Offset Adaptor (14-1/8" from Insert front to Center Line of Flue) | 172-946 | 18 | \$170 |

| ACCESSORIES | | Part no. | Weight | Suggested Retail | |
|---|----------------|--------------------------|---------|------------------|-------|
| <i>OPTIONAL</i> | | | | | |
| | Backing Plates | Regular 29-1/2" H x 40"W | 156-954 | 7 | \$176 |
| | | Custom Made to Order* | 156-958 | 13 | \$579 |
| * See order form for details on how to order a custom size backing plate. | | | | | |

| VENTING | | Part no. | Weight | Suggested Retail |
|--|--|-----------|--------|------------------|
| STAINLESS STEEL LINER KITS | | | | |
| <i>OPTIONAL</i> | | | | |
| | 5 1/2" x 25 Ft. Wood Insert Flex Kit | 948-520 | 29 | \$996 |
| | 5 1/2" x 35 Ft. Wood Insert Flex Kit | 948-530 | 36 | \$1,262 |
| <ul style="list-style-type: none"> Kit includes: 5 1/2" x 316L Stainless Steel Liner (0.0055 gauge wall thickness), rain cap with 5/8" spark arrester, 15" x 15" chimney flashing, 300 ml silicone and Regency wood stove adaptor. | | | | |
| FLUE CONNECTORS | | | | |
| <i>OPTIONAL</i> | | | | |
| | Straight (vertical, includes 846-527) | 846-504 | 2 | \$111 |
| | 30° (includes 846-527) | 846-506 | 2 | \$170 |
| | 45° (includes 846-527) | 846-508 | 2 | \$170 |
| | 4" offset | 948-412/P | 2 | \$170 |
| | Flue Attachment Kit | 846-527 | 1 | \$80 |
| OTHER WOOD VENTING COMPONENTS | | | | |
| <i>OPTIONAL</i> | | | | |
| | Rain Cap | 948-512 | 4 | \$196 |
| | Homestyle Easy Clean Out Cap with 13" x 13" Flashing | 948-526 | 12 | \$393 |
| | Pulling Guide Cone | 948-524 | 1 | \$75 |
| WRAP INSULATION KITS | | | | |
| <i>OPTIONAL</i> | | | | |
| | 1/2" x 25 Ft. Wrap Insulation | 948-525 | 29 | \$536 |
| | 1/2" x 35 Ft. Wrap Insulation | 948-535 | 39 | \$678 |
| <ul style="list-style-type: none"> Kit includes: 1/2" thick (24" wide) insulation blanket with foil back (8 lbs density), 2 x 6" stainless steel clamp hoses, 12 oz can adhesive spray, mesh stainless roll, 1 roll of aluminium tape | | | | |

All prices are in U.S. dollars.
 Prices subject to change without notice.
 There is a 20% restocking charge.

© 2026 Fireplace Products U.S. Inc.

Wood -83
 Effective: January 5, 2026
 Printed: Dec 22, 2025 - E. & O.E.




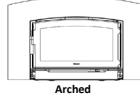

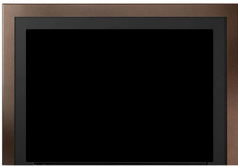



Regency Alterra Pro™ Wood Insert

WOOD INSERTS

i3000

2025 Suggested Retail Price - USA

| BASIC EQUIPMENT | | Part no. | Weight | Suggested Retail | |
|--|--|---|---------------|-------------------------|-------|
| BODY AND DOOR (SEE REQUIRED OPTIONS BELOW) | | | | | |
|  | Contemporary Door | i3000R | 463 | \$5,514 | |
| | Classic/Arched Door | i3000A | 465 | \$5,514 | |
| | <ul style="list-style-type: none"> Standard unit includes: black body, door, brick set, air tube, metal catalyst, bypass operating tool, catalyst monitoring device, front mounted air adjustment 85,000 BTU's, 78% HHV efficiency, 0.95 gms/hr emissions, up to 20" log side to side | | | | |
| Features a 10-year 100% coverage on original catalyst | | This unit qualifies for U.S. Biomass Tax Credit | | | |
| SAMPLE PRICING: | | | | | |
| i3000R - Black Body with Door & Contemporary Faceplate | | | | \$6,104 | |
| i3000A - Black Body with Door & Classic Faceplate | | | | \$6,104 | |
| i3000A - Black Body with Door & Arched Faceplate | | | | \$6,104 | |
| i3000A - Black Body with Door & Cast Iron Faceplate | | | | \$6,654 | |
| REQUIRED EQUIPMENT | | Part no. | Weight | Suggested Retail | |
| FACEPLATES | | MUST CHOOSE ONE | | | |
|  Contemporary  Classic  Arched | Contemporary Regular | 31"H x 45-3/4"W | 166-910 | 53 | \$590 |
| | Contemporary Oversize | 33-1/4"H x 50-1/4"W | 166-911 | 67 | \$711 |
| | Classic Regular | 31"H x 46-1/8"W | 166-912 | 55 | \$590 |
| | Classic Oversize | 33-1/4"H x 50-1/4"W | 166-913 | 64 | \$706 |
| | Arched | 46-1/8"W x 31"H Arch (28"H Edge) | 166-914 | 51 | \$590 |
| | 3 Sided Custom* | | 166-937 | 22 | \$985 |
| | <p>The faceplate must match your unit choice. Eg. i3000R + contemporary faceplate, i3000A + classic faceplate or i3000A + arched faceplate. Custom faceplates can be used on either unit.</p> <p>Faceplates are all 3 Sided. All faceplates are Satin Black.</p> <p>* See order form for details on how to order a custom faceplate.</p> | | | | |
| CAST IRON FACEPLATE | | <i>For Cast Iron Choose i3000A+166-921 +166-922</i> | | | |
|  | Cast Iron Faceplate 30.4"H x 43.4"W - Black | 166-921 | 104 | \$940 | |
| | Hardware Kit (separate box) | 166-922 | 0 | \$200 | |
| To complete a cast iron look choose i3000A with an arched door with 166-921 Cast Faceplate & 166-922 hardware kit | | | | | |
| ACCESSORIES | | Part no. | Weight | Suggested Retail | |
| BLOWER | | OPTIONAL | | | |
| Variable Speed Blower | | 166-917 | 10 | \$424 | |
| HARDWARE KIT | | OPTIONAL | | | |
| Hardwire Kit - Includes armored cable & wiring harness | | 946-855 | 8 | \$116 | |
| PREMIUM FACEPLATE SURROUNDS | | | | | |
|  | Premium Faceplate Surround - Black | 391-920 | 18 | \$306 | |
| | Premium Faceplate Surround - Grey | 391-921 | 18 | \$426 | |
| | Premium Faceplate Surround - White | 391-922 | 18 | \$426 | |
| | Premium Faceplate Surround - Sunset Bronze | 391-923 | 18 | \$426 | |
| | Premium Faceplate Surround - Brushed Nickel | 391-924 | 18 | \$911 | |
| <p>Premium Surrounds slide over a regular faceplate (166-910 or 166-912) to create a custom look.</p> <p>Premium Surrounds reduce min. required depth to 19.5" - Back Dimensions: 30-1/4"H x 44-3/4"W</p> | | | | | |
| TRADITIONAL FACEPLATE SURROUNDS | | | | | |
|  | Traditional Faceplate Surround - Black | 391-927 | 8 | \$274 | |
| | Traditional Faceplate Surround - Brushed Antique Copper | 391-928 | 8 | \$868 | |
| <p>Traditional Surrounds slide over a regular faceplate (166-910 or 166-912) to create a custom look.</p> <p>Traditional Surrounds reduce min. required depth to 19" - Dimensions: 33-7/8"H x 51-3/4"W</p> | | | | | |



Regency Alterra Pro™ Wood Insert

WOOD INSERTS
i3000

2025 Suggested Retail Price - USA

| VENTING | | Part no. | Weight | Suggested Retail |
|--------------------------------------|--|----------|--------|------------------|
| STAINLESS STEEL LINER KITS | | | | OPTIONAL |
| | 5 1/2" x 25 Ft. Wood Insert Flex Kit | 948-520 | 29 | \$996 |
| | 5 1/2" x 35 Ft. Wood Insert Flex Kit | 948-530 | 36 | \$1,262 |
| | • Kit includes: 5 1/2" x 316L Stainless Steel Liner (0.0055 gauge wall thickness), rain cap with 5/8" spark arrestor, 15" x 15" chimney flashing, 300 ml silicone and Regency wood stove adaptor. | | | |
| OTHER WOOD VENTING COMPONENTS | | | | OPTIONAL |
| | Rain Cap | 948-512 | 4 | \$196 |
| | Homestyle Easy Clean Out Cap with 13" x 13" Flashing | 948-526 | 12 | \$393 |
| | Pulling Guide Cone | 948-524 | 1 | \$75 |
| WRAP INSULATION KITS | | | | OPTIONAL |
| | 1/2" x 25 Ft. Wrap Insulation | 948-525 | 29 | \$536 |
| | 1/2" x 35 Ft. Wrap Insulation | 948-535 | 39 | \$678 |
| | • Kit includes: 1/2" thick (24" wide) insulation blanket with foil back (8 lbs density), 2 x 6" stainless steel clamp hoses, 12 oz can adhesive spray, mesh stainless roll, 1 roll of aluminium tape | | | |
| REPLACEMENT COMPONENTS | | Part no. | Weight | Suggested Retail |
| CATALYTIC COMBUSTOR | | | | |
| | Replacement Catalytic Combustor | 166-543 | 25 | \$716 |
| | Metal combustor - 10 year warranty | | | |

All prices are in U.S. dollars.
Prices subject to change without notice.
There is a 20% restocking charge.

© 2026 Fireplace Products U.S. Inc.

Wood -85
Effective: January 5, 2026
Printed: Dec 22, 2025 - E. & O.E.

Regency Pro-Series Wood Stoves

2025 Suggested Retail Price - USA


F3500

F5200

| BASIC EQUIPMENT | | Part no. | Weight | Suggested Retail |
|--|---------------------------------------|----------|---|------------------|
| BODY | | | | |
| | Large (NEW Model!) | F3500B-1 | 375 | \$5,227 |
| | Extra Large (Crib Wood Tested) | F5200B | 553 | \$5,940 |
| <ul style="list-style-type: none"> Standard unit includes: black body, black cast iron door, pedestal, brick set, baffles, air tubes, catalytic combustor, catalytic thermometer, rear heat deflector and front mounted air adjustment & side mounted catalytic bypass F3500 - 88,000 BTU's, 76% avg. weighted HHV efficiency, 1.1 gms/hr emissions, up to 20" log North/South & East/West, 6" Flue. Pedestal is now packed separately. F5200 - 95,000 BTU's, 86% LHV/80% HHV efficiency, 0.84 gms/hr emissions, up to 22" log North/South & East/West, 8" Flue. Crib wood tested unit starts with SN 599 | | | | |
| Both stoves feature a 10-year 100% coverage on original catalyst | | | These units qualify for U.S. Biomass Tax Credit | |

| SAMPLE PRICING: | | Suggested Retail |
|---|--|------------------|
| F3500 - Black Stove with 2 Speed Blower | | \$5,693 |
| F5200 - Black Stove with 2 Speed Blower | | \$6,406 |

| REQUIRED EQUIPMENT | | Part no. | Weight | Suggested Retail | |
|--------------------|----------|----------|---------|------------------|---|
| PEDESTAL | | | | | |
| | Pedestal | F3500 | 042-915 | 38 | MUST CHOOSE FOR F3500 No Charge |

| ACCESSORIES | | Part no. | Weight | Suggested Retail | |
|---|-------------------------|----------|---------|------------------|-------|
| OPTIONAL | | | | | |
| | 2 Speed Blower | 846-515 | 12 | \$466 | |
| | Convactor Airmate | F3500 | 042-912 | 17 | \$204 |
| | | F5200 | 051-912 | 21 | \$204 |
| | Ash Drawer | 051-910 | 13 | \$336 | |
| | Outside Air Kit | 846-502 | 4 | \$148 | |
| <i>Canada Only</i> | Mobile Home Kit (F3500) | 042-909 | 4 | N/A | |
| Note: The optional ashdrawer cannot be used when using the Mobile Home Kit. | | | | | |

| REPLACEMENT COMPONENTS | | Part no. | Weight | Suggested Retail |
|-----------------------------|---------------------------------|----------|--------|------------------|
| CATALYTIC COMBUSTORS | | | | |
| | Replacement Catalytic Combustor | 051-530 | 2 | \$846 |

All prices are in U.S. dollars.
 Prices subject to change without notice.
 There is a 20% restocking charge.

© 2026 Fireplace Products U.S. Inc.

Wood -86
 Effective: January 5, 2026
 Printed: Dec 22, 2025 - E. & O.E.

Regency Pro-Series Wood Insert

2025 Suggested Retail Price - USA



Image shown with low profile faceplate



Image shown with contemporary faceplate & regular backing plate

| BASIC EQUIPMENT | Part no. | Weight | Suggested Retail |
|--|-----------------|--------|------------------|
| BODY | | | |
| Large (NEW Model!) | Ci2701-1 | 399 | \$4,753 |
| <ul style="list-style-type: none"> Standard unit includes: black body, black cast iron door, brick set, baffles, air tubes, catalytic combustor, catalytic bypass, digital catalytic thermometer 78,000 BTU's, 77% avg. weighted HHV efficiency, 1.1 gms/hr emissions, up to 22" log | | | |
| Features a 10-year 100% coverage on original catalyst This unit qualifies for U.S. Biomass Tax Credit! | | | |

| SAMPLE PRICING: | |
|---|---------|
| Ci2700 - Black Body with Black Low Profile Faceplate | \$5,101 |
| Ci2700 - Black Body with Black Contemporary Faceplate | \$5,299 |

| REQUIRED EQUIPMENT | Part no. | Weight | Suggested Retail |
|---|----------|--------|------------------------|
| STEEL FACEPLATE | | | MUST CHOOSE ONE |
|  Low Profile Faceplate | 106-910 | 23 | \$348 |
| 1-PC Installation 40"W x 26"H | | | |
|  Contemporary Faceplate | 106-912 | 31 | \$546 |
| 4-PC Installation 40"W x 26"H | | | |

| ACCESSORIES | Part no. | Weight | Suggested Retail | |
|--|---------------------------------|---------|------------------|-------|
| | | | OPTIONAL | |
| Backing Plates | Regular 29-7/8"H x 44"W | 106-956 | 22 | \$160 |
| | Oversize 33-7/8"H x 48"W | 106-958 | 32 | \$176 |
| | Custom Made to Order* | 106-962 | 37 | \$767 |
| <i>* See order form for details on how to order a custom size backing plate.</i> | | | | |
| Offset Flue Adaptor | 106-955 | 7 | \$138 | |
| Flush Front 2 Speed Blower | 106-917 | 9 | \$473 | |

| VENTING | Part no. | Weight | Suggested Retail |
|---|----------|--------|------------------|
| STAINLESS STEEL LINER KITS | | | OPTIONAL |
| 5 1/2" x 25 Ft. Wood Insert Flex Kit | 948-520 | 29 | \$996 |
| 5 1/2" x 35 Ft. Wood Insert Flex Kit | 948-530 | 36 | \$1,262 |
| <ul style="list-style-type: none"> Kit includes: 5 1/2" x 316L Stainless Steel Liner (0.0055 gauge wall thickness), rain cap with 5/8" spark arrestor, 15" x 15" chimney flashing, 300 ml silicone and Regency wood stove adaptor. | | | |

| OTHER WOOD VENTING COMPONENTS | Part no. | Weight | Suggested Retail |
|---|----------|--------|------------------|
| | | | OPTIONAL |
| Rain Cap | 948-512 | 4 | \$196 |
| Homestyle Easy Clean Out Cap with 13" x 13" Flashing | 948-526 | 12 | \$393 |
| Pulling Guide Cone | 948-524 | 1 | \$75 |

| WRAP INSULATION KITS | Part no. | Weight | Suggested Retail |
|--|----------|--------|------------------|
| | | | OPTIONAL |
| 1/2" x 25 Ft. Wrap Insulation | 948-525 | 29 | \$536 |
| 1/2" x 35 Ft. Wrap Insulation | 948-535 | 39 | \$678 |
| <ul style="list-style-type: none"> Kit includes: 1/2" thick (24" wide) insulation blanket with foil back (8 lbs density), 2 x 6" stainless steel clamp hoses, 12 oz can adhesive spray, mesh stainless roll, 1 roll of aluminium tape | | | |

| REPLACEMENT COMPONENTS | Part no. | Weight | Suggested Retail |
|--|----------------|--------|------------------|
| CATALYTIC COMBUSTORS | | | |
| Replacement Catalytic Combustor for -1 (NEW!) | 106-574 | 30 | \$833 |
| <i>*Metal combustor cannot be used on older Ci2600 or Ci2700 model</i> | | | |

All prices are in U.S. dollars.

Prices subject to change without notice.

There is a 20% restocking charge.

© 2026 Fireplace Products U.S. Inc.

Wood -87

Effective: January 5, 2026

Printed: Dec 22, 2025 - E. & O.E.



Hampton Wood Insert

WOOD INSERT
HI1150

2025 Suggested Retail Price - USA



| BASIC EQUIPMENT | | Part no. | Weight | Suggested Retail |
|---|--------------------------------|----------|--------|------------------|
| BODY | | | | |
| | Metallic Black | HI1151-1 | 255 | \$3,050 |
| | Timberline Brown Enamel | HI1155-1 | 258 | \$3,546 |
| <ul style="list-style-type: none"> Standard unit includes: body, cast iron door with ceramic glass, brick set, baffles, air tubes, andirons and front mounted air adjustment Black varnished handle included with both colors 55,000 BTU's, 75% LHV/70% HHV efficiency, 1.7 gms/hr emissions, up to 18" log <p>This unit is 2020 EPA Certified</p> | | | | |

| SAMPLE PRICING: | | Part no. | Weight | Suggested Retail |
|---|--|----------|--------|------------------|
| HI1151 - Black Body with Black Faceplate, Black 2 Speed Blower & Standard Flue Adaptor | | | | \$4,552 |
| HI1155 - Timberline Brown Enamel Body with Brown Faceplate, Brown 2 Speed Blower & Standard Flue Adaptor | | | | \$5,439 |

| REQUIRED EQUIPMENT | | Part no. | Weight | Suggested Retail |
|---|--|----------|--------|------------------|
| CAST IRON FACEPLATE | | | | |
| MUST CHOOSE ONE | | | | |
| | Regular Faceplate Metallic Black | 210-921 | 67 | \$684 |
| | Regular Faceplate Timberline Brown Enamel | 210-925 | 71 | \$904 |
| Regular - 27-1/4" H x 38-5/16"W | | | | |
| 2 SPEED BLOWER | | | | |
| MUST CHOOSE ONE | | | | |
| | Metallic Black | 210-911 | 27 | \$680 |
| | Timberline Brown Enamel | 210-915 | 28 | \$851 |
| Blower comes complete with Bottom Cast Fascia & Cast Iron Ashlip. | | | | |
| FLUE ADAPTORS | | | | |
| MUST CHOOSE ONE | | | | |
| | Standard Adaptor (9-9/16" from Insert front to Center Line of Flue) | 172-942 | 10 | \$138 |
| | Offset Adaptor (14-1/16" from Insert front to Center Line of Flue) | 172-946 | 18 | \$170 |

| VENTING | | Part no. | Weight | Suggested Retail |
|---|---|-----------|--------|------------------|
| STAINLESS STEEL LINER KITS | | | | |
| OPTIONAL | | | | |
| | 5 1/2" x 25 Ft. Wood Insert Flex Kit | 948-520 | 29 | \$996 |
| | 5 1/2" x 35 Ft. Wood Insert Flex Kit | 948-530 | 36 | \$1,262 |
| <ul style="list-style-type: none"> Kit includes: 5 1/2" x 316L Stainless Steel Liner (0.0055 gauge wall thickness), rain cap with 5/8" spark arrester, 15" x 15" chimney flashing, 300 ml silicone and Regency wood stove adaptor. | | | | |
| FLUE CONNECTORS | | | | |
| OPTIONAL | | | | |
| | Straight (vertical, includes 846-527) | 846-504 | 2 | \$111 |
| | 30° (includes 846-527) | 846-506 | 2 | \$170 |
| | 45° (includes 846-527) | 846-508 | 2 | \$170 |
| | 4" offset | 948-412/P | 2 | \$170 |
| | Flue Attachment Kit | 846-527 | 1 | \$80 |
| OTHER WOOD VENTING COMPONENTS | | | | |
| OPTIONAL | | | | |
| | Rain Cap | 948-512 | 4 | \$196 |
| | Homestyle Easy Clean Out Cap with 13" x 13" Flashing | 948-526 | 12 | \$393 |
| | Pulling Guide Cone | 948-524 | 1 | \$75 |
| WRAP INSULATION KITS | | | | |
| OPTIONAL | | | | |
| | 1/2" x 25 Ft. Wrap Insulation | 948-525 | 29 | \$536 |
| | 1/2" x 35 Ft. Wrap Insulation | 948-535 | 39 | \$678 |
| <ul style="list-style-type: none"> Kit includes: 1/2" thick (24" wide) insulation blanket with foil back (8 lbs density), 2 x 6" stainless steel clamp hoses,, 12 oz can adhesive spray, mesh stainless roll, 1 roll of aluminium tape | | | | |

All prices are in U.S. dollars.

Prices subject to change without notice.

There is a 20% restocking charge.

Wood -88

Effective: January 5, 2026

Printed: Dec 22, 2025 - E. & O.E.

© 2026 Fireplace Products U.S. Inc.




WOOD INSERT

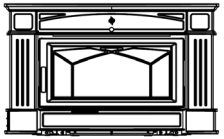
Hi2450

Hampton Wood Insert

2025 Suggested Retail Price - USA

| BASIC EQUIPMENT | | Part no. | Weight | Suggested Retail |
|---|--|----------|--------|------------------|
| BODY | | | | |
|  | Metallic Black | Hi2451-2 | 422 | \$3,866 |
| | Timberline Brown Enamel | Hi2455-2 | 422 | \$4,533 |
| | <ul style="list-style-type: none"> Standard unit includes: body, cast iron door with ceramic glass, brick set, baffles, air tubes, and front mounted air adjustment & Black varnished handle with Metallic Black, Brown varnished handle with Timberline Brown 75,000 BTU's, 72% LHV/67% HHV efficiency, 1.38 gms/hr emissions, up to 18" log | | | |
| This unit is 2020 EPA Certified | | | | |

| SAMPLE PRICING: | | | |
|---|--|--|---------|
| Hi2450 - Metallic Black Body with Black Regular Faceplate & Black 2 Speed Blower | | | \$5,228 |
| Hi2450 - Timberline Brown Enamel Body with Brown Regular Faceplate & Brown 2 Speed Blower | | | \$6,270 |

| REQUIRED EQUIPMENT | | Part no. | Weight | Suggested Retail |
|---|---|----------|--------|------------------|
| CAST IRON FACEPLATE | | | | |
|  | Regular Faceplate Metallic Black | 300-921 | 67 | \$744 |
| | Regular Faceplate Timberline Brown Enamel | 300-925 | 69 | \$965 |
| | Oversize Faceplate Metallic Black | 300-971 | 116 | \$965 |
| | Oversize Faceplate Timberline Brown Enamel | 300-975 | 123 | \$1,257 |
| | Regular - 30" H x 40"W Oversize - 34" H x 48"W | | | |
| 2 SPEED BLOWER | | | | |
| MUST CHOOSE ONE | | | | |
| | Metallic Black | 300-911 | 22 | \$618 |
| | Timberline Brown Enamel | 300-915 | 23 | \$772 |
| Blower comes complete with Bottom Cast Fascia & Cast Iron Ashlip. | | | | |

| ACCESSORIES | | Part no. | Weight | Suggested Retail | |
|-----------------|--|-------------------------|---------|------------------|-------|
| OPTIONAL | | | | | |
| | Decorative Grille | Metallic Black | 300-981 | 9 | \$0 |
| | | Timberline Brown Enamel | 300-985 | 9 | \$0 |
| | Power Outlet Conversion (Left to Right) | Metallic Black | 300-941 | 3 | \$88 |
| | | Timberline Brown Enamel | 300-945 | 3 | \$105 |

| VENTING | | Part no. | Weight | Suggested Retail |
|---|--|-----------|--------|------------------|
| STAINLESS STEEL LINER KITS | | | | |
| OPTIONAL | | | | |
| | 5 1/2" x 25 Ft. Wood Insert Flex Kit | 948-520 | 29 | \$996 |
| | 5 1/2" x 35 Ft. Wood Insert Flex Kit | 948-530 | 36 | \$1,262 |
| <ul style="list-style-type: none"> Kit includes: 5 1/2" x 316L Stainless Steel Liner (0.0055 gauge wall thickness), rain cap with 5/8" spark arrester, 15" x 15" chimney flashing, 300 ml silicone and Regency wood stove adaptor. | | | | |
| FLUE CONNECTORS | | | | |
| OPTIONAL | | | | |
| | Straight (vertical, includes 846-527) | 846-504 | 2 | \$111 |
| | 30° (includes 846-527) | 846-506 | 2 | \$170 |
| | 45° (includes 846-527) | 846-508 | 2 | \$170 |
| | 4" offset | 948-412/P | 2 | \$170 |
| | Flue Attachment Kit | 846-527 | 1 | \$80 |
| OTHER WOOD VENTING COMPONENTS | | | | |
| OPTIONAL | | | | |
| | Rain Cap | 948-512 | 4 | \$196 |
| | Homestyle Easy Clean Out Cap with 13" x 13" Flashing | 948-526 | 12 | \$393 |
| | Pulling Guide Cone | 948-524 | 1 | \$75 |
| WRAP INSULATION KITS | | | | |
| OPTIONAL | | | | |
| | 1/2" x 25 Ft. Wrap Insulation | 948-525 | 29 | \$536 |
| | 1/2" x 35 Ft. Wrap Insulation | 948-535 | 39 | \$678 |
| <ul style="list-style-type: none"> Kit includes: 1/2" thick (24" wide) insulation blanket with foil back (8 lbs density), 2 x 6" stainless steel clamp hoses,, 12 oz can adhesive spray, mesh stainless roll, 1 roll of aluminium tape | | | | |

All prices are in U.S. dollars.
Prices subject to change without notice.
There is a 20% restocking charge.

© 2026 Fireplace Products U.S. Inc.


Wood -89
Effective: January 5, 2026
Printed: Dec 22, 2025 - E. & O.E.



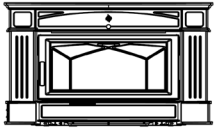
Hampton Pro-Series Wood Insert


WOOD INSERT
Hi500

2025 Suggested Retail Price - USA

| BASIC EQUIPMENT | | Part no. | Weight | Suggested Retail |
|---|---|----------|--------|------------------|
| BODY | | | | |
|  | Metallic Black (NEW Model!) | Ci2701-1 | 399 | \$4,753 |
| | Timberline Brown Enamel (NEW Model!) | Ci2705-1 | 396 | \$5,096 |
| <ul style="list-style-type: none"> Standard unit includes: body, cast iron door, brick set, baffles, air tubes, catalytic combustor, digital catalytic thermometer, flue adaptor (13-3/8" to Flue CL) and front mounted air adjustment & catalytic bypass 78,000 BTU's, 77% avg. weighted HHV efficiency, 1.1 gms/hr emissions, up to 22" log <p>Features a 10-year 100% coverage on original catalyst and is 2020 EPA Certified This unit qualifies for U.S. Biomass Tax Credit!</p> | | | | |

| SAMPLE PRICING: | | Suggested Retail |
|---|--|------------------|
| Hi500 - Metallic Black Body with Black Regular Faceplate | | \$6,148 |
| Hi500 - Timberline Brown Enamel Body with Timberline Brown Enamel Regular Faceplate | | \$6,671 |

| REQUIRED EQUIPMENT | | Part no. | Weight | Suggested Retail |
|---|---|----------|--------|------------------|
| CAST IRON FACEPLATE | | | | |
|  | MUST CHOOSE ONE | | | |
| | Regular Faceplate Metallic Black | 106-921 | 88 | \$1,395 |
| | Regular Faceplate Timberline Brown Enamel | 106-925 | 100 | \$1,575 |
| | Override Faceplate Metallic Black | 106-941 | 129 | \$1,522 |
| | Override Faceplate Timberline Brown Enamel | 106-945 | 136 | \$1,715 |
| Regular - 26-1/2"H x 41-3/8"W (Max Opening 39 1/2") Override - 31"H x 44"W (Max Opening 42") | | | | |

| ACCESSORIES | | Part no. | Weight | Suggested Retail | |
|---|--|---------------------------------|---------|------------------|-------|
|  | OPTIONAL | | | | |
| | Decorative Grille | Metallic Black | 106-931 | 10 | \$353 |
| | | Timberline Brown Enamel | 106-935 | 11 | \$441 |
| | Backing Plates | Regular 29-7/8"H x 44"W | 106-956 | 22 | \$160 |
| | | Override 33-7/8"H x 48"W | 106-958 | 32 | \$176 |
| | | Custom Made to Order* | 106-962 | 37 | \$767 |
| | <i>* See order form for details on how to order a custom size backing plate.</i> | | | | |
| Offset Flue Adaptor | 106-955 | 7 | \$138 | | |
| Flush Front 2 Speed Blower | 106-917 | 9 | \$473 | | |

| VENTING | | Part no. | Weight | Suggested Retail |
|--|--|----------|--------|------------------|
| STAINLESS STEEL LINER KITS | | | | |
| | | | | OPTIONAL |
| 5 1/2" x 25 Ft. Wood Insert Flex Kit | | 948-520 | 29 | \$996 |
| 5 1/2" x 35 Ft. Wood Insert Flex Kit | | 948-530 | 36 | \$1,262 |
| • Kit includes: 5 1/2" x 316L Stainless Steel Liner (0.0055 gauge wall thickness), rain cap with 5/8" spark arrester, 15" x 15" chimney flashing, 300 ml silicone and Regency wood stove adaptor. | | | | |
| OTHER WOOD VENTING COMPONENTS | | | | |
| | | | | OPTIONAL |
| Rain Cap | | 948-512 | 4 | \$196 |
| Homestyle Easy Clean Out Cap with 13" x 13" Flashing | | 948-526 | 12 | \$393 |
| Pulling Guide Cone | | 948-524 | 1 | \$75 |
| WRAP INSULATION KITS | | | | |
| | | | | OPTIONAL |
| 1/2" x 25 Ft. Wrap Insulation | | 948-525 | 29 | \$536 |
| 1/2" x 35 Ft. Wrap Insulation | | 948-535 | 39 | \$678 |
| • Kit includes: 1/2" thick (24" wide) insulation blanket with foil back (8 lbs density), 2 x 6" stainless steel clamp hoses, 12 oz can adhesive spray, mesh stainless roll, 1 roll of aluminium tape | | | | |

| REPLACEMENT COMPONENTS | | Part no. | Weight | Suggested Retail |
|---|--|----------|--------|------------------|
| CATALYTIC COMBUSTORS | | | | |
| Replacement Catalytic Combustor for -1 (NEW!) | | 106-574 | 30 | \$833 |
| *Metal combustor cannot be used on older Hi400 or Hi500 model | | | | |

All prices are in U.S. dollars.

Prices subject to change without notice.

There is a 20% restocking charge.

© 2026 Fireplace Products U.S. Inc.

Wood -90
 Effective: January 5, 2026
 Printed: Dec 22, 2025 - E. & O.E.

DVL Stovepipe: Double-wall, air-insulated design interior stovepipe for connecting wood stoves to manufactured chimney.
 .016" stainless steel inner wall. / .018" galvanized outer, painted black.
 6" clearance to walls. 8" clearance to ceilings, including cathedral ceilings.

DT Chimney: DuraTech (DT) is a double-wall, all-fuel chimney system for use with wood stoves & fireplaces.
 .020" 430 stainless steel inner wall. / .016" 430 stainless steel or .021" galvalume steel outer wall.
 A Thermal Tech (ceramic refractory) blanket insulation is encased between walls. Stainless steel end rings seal the pipe.
 2" clearance to combustibles.

DURAVENT DVL STOVE PIPE

| | 6 Inch (F1150, F1500, F2450, F2500, F3500) | | | 8 Inch (F5200) | | |
|----------------------------------|---|--------|------------------|-------------------|--------|------------------|
| | Part no. | Weight | Suggested Retail | Part no. | Weight | Suggested Retail |
| PIPE LENGTHS | | | | | | |
| 6 in. Pipe | 6DVL-06 | 2 | \$117 | 8DVL-06 | 3 | \$166 |
| 12 in. Pipe | 6DVL-12 | 3 | \$125 | 8DVL-12 | 4 | \$189 |
| 18 in. Pipe | 6DVL-18 | 5 | \$148 | 8DVL-18 | 6 | \$244 |
| 24 in. Pipe | 6DVL-24 | 6 | \$206 | 8DVL-24 | 2 | \$263 |
| 48 in. Pipe | 6DVL-48 | 12 | \$316 | 8DVL-48 | 14 | \$426 |
| 6 in. Adjustable Pipe | 6DVL-6ADJ | 2 | \$127 | 8DVL-6ADJ | 3 | \$181 |
| 12 in. Adjustable Pipe | 6DVL-12ADJ | 3 | \$155 | 8DVL-12ADJ | 4 | \$219 |
| 29 in. - 46 in. Telescoping Pipe | 6DVL-46TA | 12 | \$375 | 8DVL-46TA | 16 | \$492 |
| 40 in. - 68 in. Telescoping Pipe | 6DVL-68TA | 18 | \$497 | 8DVL-68TA | 22 | \$593 |
| ELBOWS | | | | | | |
| 45° Elbow | 6DVL-E45 | 3 | \$163 | 8DVL-E45 | 5 | \$231 |
| 90° Elbow | 6DVL-E90 | 3 | \$244 | 8DVL-E90 | 6 | \$331 |
| ADDITIONAL COMPONENTS | | | | | | |
| Tee w/Clean-Out Cap - Black | 6DVL-T | 5 | \$211 | 8DVL-T | 7 | \$356 |
| Stove Adaptor (Recessed) | 6DVL-AD-R | 3 | \$123 | N/A | x | x |
| Stove Adaptor | 6DVL-AD | 2 | \$111 | 8DVL-AD | 2 | \$171 |
| Chimney Adaptor with Trim | 6DVL-ADC | 1 | \$72 | 8DVL-ADC | 2 | \$87 |
| Chimney Adaptor | 6DVL-ADT | 1 | \$131 | 8DVL-ADT | 3 | \$149 |
| Adaptor/Damper Section | 6DVL-ADWD | 2 | \$151 | 8DVL-ADWD | 4 | \$234 |
| Masonry Thimble | 6DLR-MTSC1 | 4 | \$307 | 8DLR-MTSC1 | 4 | \$459 |

DURAVENT DT CLASS-A CHIMNEY PIPE

| | 6 Inch (F1150, F1500, F2450, F2500, F3500) | | | 8 Inch (F5200, CF780) | | | |
|---|---|------------|------------------|--------------------------|------------|------------------|-------|
| | Part no. | Weight | Suggested Retail | Part no. | Weight | Suggested Retail | |
| PIPE LENGTHS - Stainless Steel | | | | | | | |
| (CF) Designation indicates additional protective carton foam for shipping. | 6 in. Chimney Pipe - SS | 6DT-06SS | 3 | \$160 | 8DT-06SS | 4 | \$260 |
| | 9 in. Chimney Pipe - SS | 6DT-09SS | 4 | \$171 | 8DT-09SS | 2 | \$282 |
| | 12 in. Chimney Pipe - SS | 6DT-12SS | 5 | \$182 | 8DT-12SS | 7 | \$326 |
| | 18 in. Chimney Pipe - SS | 6DT-18SS | 8 | \$249 | 8DT-18SS | 9 | \$356 |
| | 24 in. Chimney Pipe - SS | 6DT-24SS | 10 | \$332 | 8DT-24SS | 12 | \$422 |
| | 24 in. Chimney Pipe - SS (CF) | 6DT-24SSCF | 11 | \$355 | 8DT-24SSCF | 13 | \$451 |
| | 36 in. Chimney Pipe - SS | 6DT-36SS | 14 | \$442 | 8DT-36SS | 18 | \$667 |
| | 36 in. Chimney Pipe - SS (CF) | 6DT-36SSCF | 15 | \$473 | 8DT-36SSCF | 20 | \$714 |
| | 48 in. Chimney Pipe - SS | 6DT-48SS | 19 | \$570 | 8DT-48SS | 25 | \$759 |
| | 48 in. Chimney Pipe - SS (CF) | 6DT-48SSCF | 21 | \$609 | 8DT-48SSCF | 27 | \$812 |
| 60 in. Chimney Pipe - SS (CF) | 6DT-60SSCF | 26 | \$723 | 8DT-60SSCF | 27 | \$850 | |
| Adjustable Pipe 14 in. - 21 in. | 6DT-21TASS | 10 | \$548 | 8DT-21TASS | 14 | \$616 | |
| PIPE LENGTHS - Galvalume | | | | | | | |
| (CF) Designation indicates additional protective carton foam for shipping. | 6 in. Chimney Pipe - GA | 6DT-06 | 3 | \$123 | 8DT-06 | 4 | \$142 |
| | 9 in. Chimney Pipe - GA | 6DT-09 | 4 | \$153 | 8DT-09 | 2 | \$179 |
| | 12 in. Chimney Pipe - GA | 6DT-12 | 6 | \$181 | 8DT-12 | 6 | \$216 |
| | 18 in. Chimney Pipe - GA | 6DT-18 | 9 | \$228 | 8DT-18 | 11 | \$271 |
| | 24 in. Chimney Pipe - GA | 6DT-24 | 11 | \$289 | 8DT-24 | 13 | \$350 |
| | 24 in. Chimney Pipe - GA (CF) | 6DT-24CF | 11 | \$310 | 8DT-24CF | 13 | \$375 |
| | 36 in. Chimney Pipe - GA | 6DT-36 | 15 | \$380 | 8DT-36 | 19 | \$503 |
| | 36 in. Chimney Pipe - GA (CF) | 6DT-36CF | 17 | \$406 | 8DT-36CF | 21 | \$538 |
| | 48 in. Chimney Pipe - GA | 6DT-48 | 20 | \$470 | 8DT-48 | 25 | \$579 |
| | 48 in. Chimney Pipe - GA (CF) | 6DT-48CF | 20 | \$503 | 8DT-48CF | 27 | \$619 |
| 60 in. Chimney Pipe - GA (CF) | 6DT-60CF | 26 | \$589 | 8DT-60CF | 25 | \$658 | |
| PIPE LENGTHS - Black | | | | | | | |
| 6 in. Chimney Pipe - Black | 6DT-06B | 3 | \$208 | 8DT-06B | 4 | \$234 | |
| 9 in. Chimney Pipe - Black | 6DT-09B | 4 | \$232 | 8DT-09B | 2 | \$241 | |
| 12 in. Chimney Pipe - Black | 6DT-12B | 6 | \$247 | 8DT-12B | 7 | \$291 | |
| ELBOWS | | | | | | | |
| 15° Elbow Kit - GA (includes 2 Elbows & 1 Elbow Strap) | 6DT-E15K | 9 | \$714 | 8DT-E15K | 10 | \$898 | |
| 15° Elbow Kit - SS (includes 2 Elbows & 1 Elbow Strap) | 6DT-E15KSS | 9 | \$875 | 8DT-E15KSS | 10 | \$1,140 | |
| 30° Elbow Kit - GA (includes 2 Elbows & 1 Elbow Strap) | 6DT-E30K | 9 | \$848 | 8DT-E30K | 9 | \$1,025 | |
| 30° Elbow Kit - SS (includes 2 Elbows & 1 Elbow Strap) | 6DT-E30KSS | 9 | \$1,167 | 8DT-E30KSS | 9 | \$1,406 | |
| 6 in. & 8 in. Adjustable Elbow Strap | 6DT-AES | 2 | \$107 | 6DT-AES | 2 | \$107 | |
| SUPPORT BOX | | | | | | | |
| Square Ceiling Support Box - 11 in. | 6DT-CS11 | 8 | \$336 | 8DT-CS11 | 10 | \$351 | |
| Square Ceiling Support Box - 24 in. | 6DT-CS24 | 13 | \$373 | 8DT-CS24 | 15 | \$391 | |
| Square Ceiling Support Box - 24 in. with Attic Insulation Shield | 6DT-CS24IS | 14 | \$419 | N/A | x | x | |
| Square Ceiling Support Box - 36 in. | 6DT-CS36 | 18 | \$412 | 8DT-CS36 | 21 | \$435 | |
| Square Ceiling Support Box - 36 in. with Attic Insulation Shield | 6DT-CS36IS | 18 | \$457 | N/A | x | x | |
| Square Ceiling Support Box - 24 in. (Reduced Clearance) | 6DT-CS24R | 13 | \$351 | N/A | x | x | |
| Reduced Square Ceiling Support Box - 24 in. with AIS | 6DT-CS24RIS | 13 | \$399 | N/A | x | x | |

All prices are in U.S. dollars.
 Prices subject to change without notice.
 There is a 20% restocking charge.

| SUPPORT BOX CONT. | | | | | | | |
|---|--|-------------|----|-------|-------------|----|-------|
| | Round Ceiling Support Box | 6DT-RCS | 4 | \$195 | 8DT-RCS | 4 | \$270 |
| | Trim Collar for Round Support Box - 5 in. - 6 in. (square) | 5DT-TC | 2 | \$111 | 7DT-TC | 2 | N/A |
| | Trim Collar for Round Support Box - 5 in. - 6 in. (round) | 5DT-TCR | 2 | \$116 | 7DT-TCR | 2 | N/A |
| | Flat Ceiling Support Box | 6DT-FCS | 9 | \$228 | 8DT-FCS | 6 | \$225 |
| ADDITIONAL COMPONENTS | | | | | | | |
| | 6 in. & 8 in. Adjustable Roof Support | 6DT-ARS | 5 | \$178 | 6DT-ARS | 5 | \$178 |
| | Trim Collar for Roof Support 0/12 - 3/12 | 6DT-RSTC3 | 2 | \$146 | 8DT-RSTC3 | 2 | \$149 |
| | Trim Collar for Roof Support 4/12 - 6/12 | 6DT-RSTC6 | 2 | \$146 | 8DT-RSTC6 | 2 | \$149 |
| | Trim Collar for Roof Support 7/12 - 9/12 | 6DT-RSTC9 | 2 | \$146 | 8DT-RSTC9 | 2 | \$149 |
| | Trim Collar for Roof Support 10/12 - 12/12 | 6DT-RSTC12 | 2 | \$146 | 8DT-RSTC12 | 2 | \$149 |
| | Wall Thimble | 6DT-WT | 6 | \$186 | 8DT-WT | 7 | \$238 |
| | Insulated Wall Thimble | 6DT-IWT | 8 | \$225 | 8DT-IWT | 10 | \$278 |
| | Wall Thimble Exterior Trim - SS | 6DT-WTSS | 1 | \$108 | 8DT-WTSS | 2 | \$117 |
| | Adjustable Tee Support Bracket - GA | 6DT-TSB | 10 | \$236 | 8DT-TSB | 13 | \$343 |
| | Adjustable Tee Support Bracket - SS | 6DT-TSBSS | 10 | \$573 | 8DT-TSBSS | 13 | \$674 |
| | 6 in. & 8 in. Adjustable Re-Support | 6DT-RES | 8 | \$157 | 6DT-RES | 8 | \$157 |
| | 6 in. & 8 in. Adjustable Wall Strap | 6DT-AWS | 2 | \$114 | 6DT-AWS | 2 | \$114 |
| | Adjustable Wall Strap - GA | 6DT-WSS | 3 | \$98 | 8DT-WSS | 2 | \$127 |
| | Adjustable Wall Strap - SS | 6DT-WSSS | 1 | \$171 | 8DT-WSSS | 2 | \$182 |
| | 6,8 in. DT Extended Adj Wall Strap | 6DT-AWSX | 2 | \$214 | 6DT-AWSX | 2 | \$214 |
| | 6,8 in. DT Extended Adj Wall Strap - SS | 6DT-AWSX-SS | 2 | \$265 | 6DT-AWSX-SS | 2 | \$265 |
| | 6 in. & 8 Adjustable Wall Support - SS | 6DT-AWS-SS | 3 | \$164 | 6DT-AWS-SS | 3 | \$164 |
| | 6 in. & 8 in. Extended Wall Support | 6DT-XWS | 10 | \$264 | 6DT-XWS | 10 | \$264 |
| | 6 in. & 8 in. Extended Wall Support - SS | 6DT-XWS-SS | 10 | \$428 | 6DT-XWS-SS | 10 | \$428 |
| | Standard Tee w/Cap - GA | 6DT-ST | 1 | \$474 | 8DT-ST | 11 | \$663 |
| | Standard Tee w/Cap - SS | 6DT-STSS | 1 | \$625 | 8DT-STSS | 11 | \$927 |
| | 6 in. Diameter Tee Cap (not shown in catalogue) | 6DT-TCO | 3 | \$135 | 8DT-TCO | 3 | \$150 |
| | Finishing Collar w/ adapter | 6DT-FC | 1 | \$113 | 8DT-FC | 2 | \$131 |
| | Anchor Plate | 6DT-AP | 2 | \$151 | 8DT-AP | 3 | \$212 |
| | Transition Anchor Plate 14 in. x 17 in. | 6DT-AP14x17 | 9 | \$785 | 8DT-AP14x17 | 12 | \$820 |
| | Transition Anchor Plate 17 in. x 17 in. | 6DT-AP17x17 | 10 | \$793 | 8DT-AP17x17 | 12 | \$827 |
| | Transition Anchor Plate 13 in. x 21 in. | 6DT-AP13x21 | 10 | \$789 | 8DT-AP13x21 | 12 | \$824 |
| | Transition Anchor Plate 17 in. x 21 in. | 6DT-AP17x21 | 10 | \$805 | 8DT-AP17x21 | 12 | \$831 |
| | Firestop Radiation Shield | 6DT-FRS | 7 | \$146 | 8DT-FRS | 8 | \$182 |
| | Attic Insulation Shield | 6DT-IS | 7 | \$190 | 8DT-IS | 8 | \$254 |
| | Roof Radiation Shield | 6DT-RRS | 3 | \$204 | 8DT-RRS | 5 | \$204 |
| | Storm Collar 5 in. - 6 in. | 5DT-SC | 6 | \$35 | N/A | x | x |
| | Storm Collar 7 in. - 8 in. | N/A | x | | 7DT-SC | 7 | \$39 |
| | 6 in. & 8 in. Extended Roof Bracket | 6DT-XRS | 10 | \$257 | 6DT-XRS | 10 | \$257 |
| | Snow Splitter 6 in. - 10 in. | 6DT-SP | 1 | \$283 | 6DT-SP | 1 | \$283 |
| | Spark Arrestor | 5DT-SA | 3 | \$42 | 5DT-SA | 3 | \$42 |
| | Firestop (not shown in catalogue) | 6DT-FS | 2 | \$131 | 8DT-FS | 3 | \$160 |
| | Support Box Rails | 6DT-SBRU | 1 | \$75 | N/A | x | x |
| | Chase Air Intake w/ Rodent Guard | 6DT-CAI | 3 | \$299 | N/A | x | x |
| | Locking Band | 6DT-LB | 3 | \$24 | 8DT-LB | 4 | \$28 |
| | Base Tee (not shown in catalogue) | N/A | x | | 8DT-BT | 7 | \$219 |
| FLASHINGS - DOES NOT INCLUDE STORM COLLAR | | | | | | | |
| | Chase Top Flashing | 6DT-CTF | 2 | \$125 | 8DT-CTF | 2 | \$134 |
| | Adjustable Roof Flashing 0/12 - 6/12 | 6DT-F6 | 10 | \$193 | 8DT-F6 | 27 | \$241 |
| | DSA Roof Flashing | 6DT-F6DSA | 3 | \$269 | 8DT-F6DSA | 7 | \$330 |
| | Adjustable Roof Flashing 7/12 - 12/12 | 6DT-F12 | 3 | \$251 | 8DT-F12 | 6 | \$313 |
| | DSA Roof Flashing | 6DT-F12DSA | 3 | \$430 | 8DT-F12DSA | 6 | \$481 |
| | Adjustable Roof Flashing 13/12 - 18/12 | 6DT-F18 | 11 | \$372 | 8DT-F18 | 12 | \$486 |
| | Adjustable Roof Flashing 19/12 - 24/12 | 6DT-F24 | 10 | \$507 | 8DT-F24 | 16 | \$851 |
| | Flat Roof Flashing | 6DT-FF | 11 | \$260 | 8DT-FF | 12 | \$315 |
| | Large Base Adjustable Roof Flashing 0/12 - 6/12 | 6DT-F6L | 3 | \$258 | 8DT-F6L | 7 | \$341 |
| | Large Base Adjustable Roof Flashing 7/12 - 12/12 | 6DT-F12L | 3 | \$343 | 8DT-F12L | 10 | \$446 |
| TERMINATION | | | | | | | |
| | Chimney Cap | 6DT-VC | 3 | \$212 | 8DT-VC | 5 | \$380 |

6 Inch Models Include: F1150, F1500, F2450, F2500, F3500

8 Inch Models Include: F5200, CF780

*Please refer to manuals for full installation details

*Please refer to DuraVent catalogue for full descriptions & installation examples

DVL Stovepipe: Double-wall, air-insulated design interior stovepipe for connecting wood stoves to manufactured chimney.

.016" stainless steel inner wall. / .018" galvanized outer, painted black.
6" clearance to walls. 8" clearance to ceilings, including cathedral ceilings.

DT Chimney: DuraTech (DT) is a double-wall, all-fuel chimney system for use with wood stoves & fireplaces.

.020" 430 stainless steel inner wall. / .016" 430 stainless steel or .021" galvalume steel outer wall.
A Thermal Tech (ceramic refractory) blanket insulation is encased between walls. Stainless steel end rings seal the pipe.
2" clearance to combustibles.

All prices are in U.S. dollars.
Prices subject to change without notice.
There is a 20% restocking charge.

© 2024 Fireplace Products U.S. Inc.

Wood -92
Effective: January 5, 2026
Printed: Dec 22, 2025 - E. & O. E.

TABLE OF CONTENTS

2026 USA Retail Pricing for:

PELLET STOVE AND INSERTS

Glass Viewing Area 3

Greenfire® Pellet Stoves & Inserts

GF40 95

GF55 96

GFi55 97

Hampton® Pellet Stoves & Inserts

GC60 98

Gci60 99

Venting Components 100 , 101




GF40

Small Free Standing Pellet Stove

Greenfire™ Pellet Stove by Regency

2025 Suggested Retail Price - USA

| BASIC EQUIPMENT | | Part no. | Weight | Suggested Retail |
|---|---|----------|--------|------------------|
| BODY | | | | |
|  | Greenfire GF40 Pellet Stove | GF40-2 | 255 | \$4,420 |
| | <ul style="list-style-type: none"> Standard unit includes: body, hearth pad and ceramic glass. 30,000 BTU's, up to 67 lbs wood pellet hopper capacity, 66% HHV & 70.7% LHV efficiency, 0.48 gms/hr emissions, Vent size: 3in., Concealed; easy-to-use controls, Mobile home approved, Quick start automatic (400 watt) ignitor, Large ashpan, EPA 2020 certified. <p>NEW for -2 Model: Increased efficiency, when high efficiency adaptor below is installed & unit is vented vertically. Please refer to new install manual for more information.</p> <p>Factory set damper - air can only be adjusted by qualified installer at the customers home. Pre-drilled screws on the back of the unit for adaptor install. New ash plate.</p> <p>Please see the ignite announcement for more details on the specific changes to -2 model.</p> | | | |
| ACCESSORIES | | | | |
| | High Efficiency Adaptor - increases efficiency to 80.2% HHV | GF40-920 | 10 | \$217 |
| When a boost in efficiency is preferred. Refer to installation manual. | | | | |

See Venting Page at the end of this section

All prices are in U.S. dollars.
 Prices subject to change without notice.
 There is a 20% restocking charge.


© 2026 Fireplace Products U.S. Inc.

Pellet - 95
 Effective: January 5, 2026
 Printed: Dec,22,2025 - E. & O.E.



Greenfire™ Pellet Stove by Regency

2025 Suggested Retail Price - USA

| BASIC EQUIPMENT | | Part no. | Weight | Suggested Retail |
|---|--|----------|--------|------------------|
| BODY | | | | |
|  | Greenfire GF55 Pellet Stove | GF55-2 | 282 | \$5,377 |
| | <ul style="list-style-type: none"> Standard unit includes: body and ceramic glass. 45,000 BTU, 55 lbs wood pellet hopper capacity, 300-watt Auto Ignitor, Black overlay door, Decorative black grilles, 70% HHV & 74.5% LHV efficiency, EPA 2020 certified, 0.89 gms/hr emissions, Full pedestal ash pan, fluted steel liners, Concealed easy to use touch-pad controls, 3" flue. <p>NEW for -2 Model: increased efficiency, when high efficiency adaptor below is installed & unit is vented vertically. Please refer to new install manual for more information.</p> <p>Factory set damper - air can only be adjusted by qualified installer at the customers home. Pre-drilled screws on the back of the unit for adaptor install. New ash plate. Fan sensor update. Glass wash deflector added.</p> <p>Please see the ignite announcement for more details on the specific changes to -2 model.</p> | | | |

| ACCESSORIES | | Part no. | Weight | Suggested Retail |
|--|--|----------|--------|------------------|
| | High Efficiency Adaptor - increases efficiency to 75% HHV | GF55-920 | 15 | \$157 |
| When a boost in efficiency is preferred. Refer to installation manual. | | | | |
| OVERLAY DOORS | | | | |
| | Antique Copper Overlay Door | GF55-923 | 4 | \$470 |
| LOG SET | | | | |
| | Log Set | GF55-930 | 3 | \$167 |
| 1-piece ceramic log set | | | | |

Starting at Serial Number 334319081, the unit now includes fluted liner panels instead of brick liner panels


See Venting Page at the end of this section

All prices are in U.S. dollars.
There is a 20% restocking charge.
Prices subject to change without notice.



Greenfire™ Pellet Insert by Regency

2024 Suggested Retail Price - Canada

| BASIC EQUIPMENT | | Part no. | Weight | Suggested Retail |
|---|--|----------|--------|------------------|
| BODY | | | | |
|  <p>Unit Shown with Nickel Overlay Door</p> | Greenfire GFi55 Pellet Insert | GFi55-2 | 228 | \$5,299 |
| | <ul style="list-style-type: none"> Standard unit includes: body and ceramic glass. 45,000 BTU, 55 lbs wood pellet hopper capacity, 300-watt Auto Ignitor, Black overlay door, decorative black grilles, 70% HHV & 74.5% LHV efficiency, ash pan, Fluted steel liners, Adjustable hopper from 22-3/4" to 19" high, EPA 2020 certified, 0.89 gms/hr emissions, Concealed easy to use touch-pad controls, 3" flue. <p>NEW for -2 Model: increased efficiency, when high efficiency adaptor below is installed & unit is vented vertically. Please refer to new install manual for more information.</p> <p>Factory set damper - air can only be adjusted by qualified installer at the customers home. Pre-drilled screws on the back of the unit for adaptor install. New ash plate. Fan sensor update. Glass wash deflector added.</p> <p>Please see the ignite announcement for more details on the specific changes to -2 model.</p> | | | |

| REQUIRED | | Part no. | Weight | Suggested Retail |
|----------------------------------|---|-----------|--------|------------------|
| FACEPLATES | | | | |
| <i>MUST CHOOSE ONE FACEPLATE</i> | | | | |
| | Standard Faceplate (30"H x 40"W) | GFi55-910 | 14 | \$399 |
| | Oversize Faceplate (33"H x 46"W) | GFi55-912 | 18 | \$550 |

| ACCESSORIES | | Part no. | Weight | Suggested Retail |
|--|--|----------|--------|------------------|
| | High Efficiency Adaptor - increases efficiency to 75% HHV | GF55-920 | 15 | \$157 |
| When a boost in efficiency is preferred. Refer to installation manual. | | | | |
| | Flex to Flex Increaser - 3" to 6" | 946-792 | 2 | \$76 |
| Used in installation when claiming the U.S. biomass tax credit. | | | | |
| DOORS | | | | |
| | Antique Copper Overlay Door | GF55-923 | 4 | \$470 |
| LOG SET | | | | |
| | Log Set | GF55-930 | 3 | \$167 |
| 1-piece ceramic log set | | | | |

Starting at Serial Number 334322391, the unit now includes fluted liner panels instead of brick liner panels

See Venting Page at the end of this section

All prices are in U.S. dollars.

There is a 20% restocking charge.

Prices subject to change without notice.

© 2026 Fireplace Products U.S. Inc.

Pellet - 97


Effective: January 5, 2026

Printed: Dec,22,2025 - E. & O.E.



Hampton® Cast Iron Pellet Stove

2024 Suggested Retail Price - Canada

| BASIC EQUIPMENT | Part no. | Weight | Suggested Retail |
|--|---|--------|------------------|
| BODY | | | |
|  <p style="text-align: center;">Unit Shown with Optional Log Set</p> | <p>Hampton GC60 Cast Pellet Stove</p> <p>GC60-2</p> <p>504</p> <p>\$5,181</p> <ul style="list-style-type: none"> • Standard unit includes: charcoal cast iron body and ceramic glass. • 55,000 BTU (on high), 10,000 BTU (on low), 400-watt Auto Ignitor with air pump, 60 lbs biomass wood pellet hopper (up to 36 hours of continuous burn time), Automatic settings for 3-levels of wood pellets (premium, regular & low grade), Decorative cast iron grille, 60% HHV & 64.5% LHV efficiency, EPA 2020 certified, 1.82 gms/hr emissions, 300 CFM variable speed convection fan, ash pan, concealed easy to use touch-pad controls, 4" flue. <p>NEW for -2 Model: increased efficiency, when high efficiency adaptor below is installed & unit is vented vertically. Please refer to new install manual for more information.</p> <p>Factory set damper - air can only be adjusted by qualified installer at the customers home. Pre-drilled screws on the back of the unit for adaptor install. The burn pot liner has been redesigned, resulting in more complete burns of the fuel. A lower air deflector has been added to the bottom, inside lip, diverting air to the burn pot, again resulting in more complete burns of the fuel.</p> <p>Please see the ignite announcement for more details on the specific changes to -2 model.</p> | | |


| ACCESSORIES | Part no. | Weight | Suggested Retail |
|---|----------|--------|------------------|
| <p>High Efficiency Adaptor - increases efficiency to 78% HHV</p> <p>When a boost in efficiency is preferred. Refer to installation manual.</p> | GC60-920 | 13 | \$157 |
| LOG SET | | | |
| <p>Log Set</p> <p>1-piece ceramic log set</p> | GC60-930 | 4 | \$227 |

See Venting Page at the end of this section



Hampton® Cast Iron Pellet Insert

2025 Suggested Retail Price - USA

| BASIC EQUIPMENT | | Part no. | Weight | Suggested Retail |
|---|--|----------|--------|------------------|
| BODY | | | | |
|  <p>Unit Shown with Optional Log Set</p> | Hampton GCI60 Cast Pellet Insert | GCI60-2 | 545 | \$5,787 |
| | <ul style="list-style-type: none"> Standard unit includes: black cast iron body & faceplate and ceramic glass. Standard faceplate dimensions: 43 3/16 W" x 33 9/16 H" 55,000 BTU (on high), 10,000 BTU (on low), 400-watt Auto Ignitor with air pump, 60 lbs biomass wood pellet hopper (up to 36 hours of continuous burn time), Automatic settings for 3-levels of wood pellets (premium, regular & low grade) Decorative cast iron grille, 60% HHV & 64.5% LHV efficiency, EPA 2020 certified, 1.82 gms/hr emissions, 300 CFM variable speed convection fan, concealed ash pan, concealed easy to use touch-pad controls, 4" flue. <p>NEW for -2 Model: Factory set damper - air can only be adjusted by qualified installer at the customers home. The burn pot liner has been redesigned, resulting in more complete burns of the fuel. A lower air deflector has been added to the bottom, inside lip, diverting air to the burn pot, again resulting in more complete burns of the fuel.</p> <p>Please see the ignite announcement for more details on the specific changes to -2 model.</p> | | | |

| ACCESSORIES | | Part no. | Weight | Suggested Retail |
|--|--|-----------|--------|------------------|
| | Flex to Flex Increaser - 4" to 6" | 946-791 | 2 | \$76 |
| Used in installation when claiming the U.S. biomass tax credit. | | | | |
| OVERSIZE FILLER PANEL | | | | |
| | Oversize Filler Panel | GCI60-918 | 15 | \$328 |
| Oversize Filler panel is used in behind the standard cast surround to cover large fireplace openings. Dimensions: 50" w x 38" tall | | | | |
| LOG SET | | | | |
| | Log Set | GC60-930 | 4 | \$227 |
| 1-piece ceramic log set | | | | |

| OTHER | | Part no. | Weight | Suggested Retail |
|--|-------------------------|-----------|--------|------------------|
| | Service Rail Kit | GCI60-900 | 18 | \$162 |
| Service Rail Kit includes servicing frame and hardware | | | | |

See Venting Page at the end of this section

All prices are in U.S. dollars.

There is a 20% restocking charge.

Prices subject to change without notice.

© 2026 Fireplace Products U.S. Inc.

Pellet - 99

Effective: January 5, 2026

Printed: Dec,22,2025 - E. & O.E.

PelletVent Pro: Designed for stoves and inserts that use wood pellets and oil fuel. Also built to vent biofuel products such as corn, soybeans, and wheat, to name a few. .012" stainless steel corrosion resistant inner wall / .018" laser-welded galvalume outer wall. Painted black exterior available. Rated for continuous use flue temperatures up to 570° F / 298° C. Laser-welded, double-wall pipe. 1" clearance to combustibles.

| DURAVENT PELLETT PIPE | | 3 Inch (GF40, GF55, GF55) | | | 4 Inch (GC60, GC60) | | |
|--|---|------------------------------|--------|------------------|------------------------|--------|------------------|
| | | Part no. | Weight | Suggested Retail | Part no. | Weight | Suggested Retail |
| KITS | | | | | | | |
| | PelletVent Pro Horizontal Kit | 3PVP-KHA | 4 | \$423 | 4PVP-KHA | 19 | \$528 |
| PVP Kit includes: Horizontal Cap, Wall Thimble, and Appliance Adapter. 4" Kit includes a 3"-4" Appliance Adapter/Inceaser, painted black. Pipe lengths not included. | | | | | | | |
| | DuraFlex 304 Basic Kit (25ft) | 3DF304-25K | 22 | \$808 | 4DF304-25K | 24 | \$953 |
| | DuraFlex 304 Basic Kit (35ft) | NA | x | x | 4DF304-35K | 30 | \$1,233 |
| DuraFlex 304 Kit includes: DuraFlex SS Top Plate (15-5/8" x 15-5/8") w/welded Storm Collar, DuraFlex SS Removable Vertical Cap, DuraFlex SS Connector, and DuraFlex 304 length | | | | | | | |
| PIPE LENGTHS | | | | | | | |
| | 6 in. Pipe - Galvanized | 3PVP-06 | 1 | \$56 | 4PVP-06 | 1 | \$60 |
| | 6 in. Pipe - Black | 3PVP-06B | 1 | \$79 | 4PVP-06B | 1 | \$98 |
| | 12 in. Pipe - Galvanized | 3PVP-12 | 1 | \$80 | 4PVP-12 | 2 | \$86 |
| | 12 in. Pipe - Black | 3PVP-12B | 1 | \$105 | 4PVP-12B | 2 | \$135 |
| | 12 in. Pipe - SS | 3PVP-12SS | 1 | \$99 | NA | x | x |
| | 18 in. Pipe - Galvanized | 3PVP-18 | 2 | \$93 | 4PVP-18 | 2 | \$110 |
| | 24 in. Pipe - Galvanized | 3PVP-24 | 3 | \$106 | 4PVP-24 | 3 | \$134 |
| | 24 in. Pipe - Black | 3PVP-24B | 3 | \$132 | 4PVP-24B | 3 | \$182 |
| | 36 in. Pipe - Galvanized | 3PVP-36 | 4 | \$145 | 4PVP-36 | 5 | \$174 |
| | 36 in. Pipe - Black | 3PVP-36B | 4 | \$164 | 4PVP-36B | 5 | \$214 |
| | 48 in. Pipe - Galvanized | 3PVP-48 | 1 | \$180 | 4PVP-48 | 1 | \$197 |
| | 48 in. Pipe - Black | 3PVP-48B | 1 | \$211 | 4PVP-48B | 1 | \$253 |
| | 60 in. Pipe - Galvanized | 3PVP-60 | 6 | \$207 | 4PVP-60 | 8 | \$235 |
| | 60 in. Pipe - Black | 3PVP-60B | 6 | \$246 | 4PVP-60B | 7 | \$283 |
| | 12 in. Pipe Extension | 3PVP-12A | 1 | \$109 | 4PVP-12A | 2 | \$120 |
| | 12 in. Adjustable Pipe - Black | 3PVP-12AB | 1 | \$130 | 4PVP-12AB | 2 | \$171 |
| | 18 in. Pipe Extension | 3PVP-18A | 1 | \$167 | 4PVP-18A | 2 | \$185 |
| | 18 in. Adjustable Pipe - Black | 3PVP-18AB | 1 | \$200 | 4PVP-18AB | 3 | \$263 |
| | 48 in. Pipe Extension | 3PVP-48A | 1 | \$219 | 4PVP-48A | 6 | \$260 |
| | 48 in. Adjustable Pipe - Black | 3PVP-48AB | 1 | \$288 | 4PVP-48AB | 6 | \$329 |
| | 60 in. Flex Pipe | 3PVP-60F | 3 | \$357 | 4PVP-60F | 4 | \$510 |
| ADAPTORS | | | | | | | |
| | Female Flex Adaptor | 3PVP-ADFF | 1 | \$55 | 4PVP-ADFF | 1 | \$45 |
| | Male Flex Adaptor | 3PVP-ADFM | 1 | \$76 | 4PVP-ADFM | 1 | \$82 |
| | Appliance Adaptor | 3PVP-AD | 1 | \$44 | 4PVP-AD | 1 | \$47 |
| | Appliance Adaptor - Black | 3PVP-ADB | 1 | \$65 | 4PVP-ADB | 1 | \$124 |
| | Quick Release PelletVent Adaptor | 3PVP-ADS | 0.1 | \$96 | NA | x | x |
| ELBOWS | | | | | | | |
| | 45° Elbow - Galvanized | 3PVP-E45 | 1 | \$142 | 4PVP-E45 | 1 | \$160 |
| | 45° Elbow - Black | 3PVP-E45B | 1 | \$158 | 4PVP-E45B | 2 | \$199 |
| | 90° Elbow - Galvanized | 3PVP-E90 | 1 | \$177 | 4PVP-E90 | 2 | \$223 |
| | 90° Elbow - Black | 3PVP-E90B | 1 | \$199 | 4PVP-E90B | 2 | \$259 |
| TEES | | | | | | | |
| | Single Tee w/Clean-Out Tee Cap | 3PVP-T1 | 2 | \$237 | 4PVP-T1 | 3 | \$248 |
| | Single Tee w/Clean-Out Tee Cap - Black | 3PVP-TB1 | 2 | \$258 | 4PVP-TB1 | 3 | \$275 |
| | Inceaser Tee w/ Clean-Out Tee Cap <i>(not shown in catalogue)</i> | 4PVP-T31 | 2 | \$241 | NA | x | x |
| | Adaptor Tee w/Clean-Out Tee Cap | 3PVP-TAD1 | 2 | \$237 | 4PVP-TAD1 | 3 | \$248 |
| | Adaptor Tee w/Clean-Out Tee Cap - Black | 3PVP-TADB1 | 2 | \$258 | 4PVP-TADB1 | 3 | \$275 |
| | Inceaser Adapter Tee w/ Clean-Out Tee Cap | 3PVP-TADX41 | 10 | \$253 | NA | x | x |
| | Clean-Out Tee Cap | 3PVP-CO1 | 0.5 | \$89 | 4PVP-CO1 | 1 | \$89 |
| | Clean-Out Tee Cap - Black | 3PVP-COB1 | 0.5 | \$103 | 4PVP-COB1 | 1 | \$110 |
| | O-Ring Replacement Gasket <i>(not shown in catalogue)</i> | 3PVP-GA | 0.2 | \$11 | 4PVP-GA | 0.2 | \$14 |
| | Clean-out T-Cap Replacement Gasket (12PK) | 3PVP-GA1 | 0.2 | \$110 | 4PVP-GA1 | 0.2 | \$121 |
| ADDITIONAL COMPONENTS | | | | | | | |
| | Flex Trim Collar | 3PVP-FTC | 0.4 | \$151 | 4PVP-FTC | 0.4 | \$144 |
| | Wall Thimble | 3PVP-WT | 3 | \$151 | 4PVP-WT | 3 | \$162 |
| | 2 in. Wall Thimble Air Intake Kit (GF40/GF55) | 3PVP-WTI | 3 | \$354 | NA | x | x |
| | 3 in. Wall Thimble Air Intake Kit (GC60) | NA | x | x | 4PVP-WTI3 | 7 | \$384 |
| | Ceiling Support Firestop Spacer | 3PVP-FS | 2 | \$116 | 4PVP-FS | 2 | \$135 |
| | Wall Strap | 3PVP-WS | 1 | \$54 | 4PVP-WS | 1 | \$59 |
| | Adjustable Wall Strap | 3PVP-WSA | 1 | \$59 | 4PVP-WSA | 1 | \$64 |
| | Wall Strap Extension - fits both 3" & 4" | 3PVP-WSA-EXT | 1 | \$29 | 3PVP-WSA-EXT | 1 | \$29 |
| | Cathedral Ceiling Support Box | 3PVP-CS | 6 | \$240 | 4PVP-CS | 6 | \$240 |
| | House Shield | 3PVP-HS | 1 | \$60 | 4PVP-HS | 1 | \$89 |
| | Attic Insulation Shield | 3PVP-IS | 5 | \$122 | 4PVP-IS | 5 | \$122 |
| | Storm Collar | 3PVP-SC | 0.3 | \$13 | 4PVP-SC | 0.3 | \$15 |
| | Ceiling Support/Wall Thimble Cover - fits both 3" & 4" | 3PVP-WTC | 3 | \$124 | 3PVP-WTC | 3 | \$124 |
| | Reduction Collar | 3PVP-RC | 0.4 | \$48 | 4PVP-RC | 0.4 | \$48 |
| | C - Clamp <i>(not shown in catalogue)</i> | 3PVP-CC | 0.3 | \$45 | 4PVP-CC | 0.3 | \$45 |

All prices are in US dollars.
There is a 20% restocking charge.
Prices subject to change without notice.

© 2026 Fireplace Products U.S. Inc.

Pellet - 100
Effective: January 5, 2026
Printed: Dec 22, 2025 - E. & O.E.

| INCREASERS | | | | | | | |
|----------------------|---|-------------|-----|--------|-------------|------------------|-------|
| | 3 in. - 4 in. Increaser | 3PVP-X4 | 1.1 | \$137 | NA | x | x |
| | 3 in. - 6 in. Chimney Adaptor | 3PVP-X6 | 2 | \$193 | 4PVP-X6 | 2 | \$203 |
| | 2 in. - 3 in. Fresh Air Increaser - Galvanized | 3PVP-INC | 0.3 | \$100 | NA | x | x |
| FLASHINGS | | | | | | | |
| | Adjustable Roof Flashing 0/12-6/12 | 3PVP-F6 | 2 | \$45 | 4PVP-F6 | 2 | \$51 |
| | Steep Roof Flashing <i>(not shown in catalogue)</i> | NA | x | x | 4PVP-F12 | 3 | \$72 |
| | Tall Cone Roof Flashing | 3PVP-FF | 2 | \$60 | 4PVP-FF | 3 | \$67 |
| | DSA Roof Flashing 0/12 - 6/12 | 3PVP-F6DS | 0.3 | \$121 | 4PVP-F6DS | 1 | \$137 |
| | DSA Roof Flashing 7/12 - 12/12 | 3PVP-F12DS | 0.4 | \$131 | 4PVP-F12DS | 0.4 | \$145 |
| TERMINATION | | | | | | | |
| | Vertical Cap | 3PVP-VC | 1 | \$132 | 4PVP-VC | 1 | \$140 |
| | Horizontal Cap w/ Tapered End | 3PVP-HC2 | 1 | \$100 | 4PVP-HC2 | 1 | \$113 |
| | Square Horizontal Cap | 3PVP-HSC | 0.2 | \$116 | 4PVP-HSC | 0.2 | \$127 |
| | 3 in. Prairie Termination Cap - SS | 3PVP-VCT33 | 8 | \$663 | 4PVP-VCT34 | 8 | \$663 |
| | 3 in. Prairie Termination Cap - Black | 3PVP-VCTB33 | 8 | \$750 | 4PVP-VCTB34 | 8 | \$750 |
| UNIVERSAL COMPONENTS | | | | | | | |
| | | Part no. | | Weight | | Suggested Retail | |
| | Snow Splitter, Universal | SP | | 1 | | \$294 | |

3 Inch Models Include: GF40, GF55, GF55
4 Inch Models Include: GC60, GC60

*Please refer to manuals for full installation details

*Please refer to DuraVent Catalogue for full descriptions & installation examples

[Click here to access the DuraVent Catalogue](#)

PelletVent Pro: Designed for stoves and inserts that use wood pellets and oil fuel. Also built to vent biofuel products such as corn, soybeans, and wheat, to name a few. .012" stainless steel corrosion resistant inner wall / .018" laser-welded galvalume outer wall. Painted black exterior available. Rated for continuous use flue temperatures up to 570° F / 298° C. Laser-welded, double-wall pipe. 1" clearance to combustibles.

All prices are in US dollars.
There is a 20% restocking charge.
Prices subject to change without notice.

© 2026 Fireplace Products U.S. Inc.

Pellet - 101
Effective: January 5, 2026
Printed: Dec 22, 2025 - E. & O.E.

2026



Outdoor Gas Collection

2026 USA Retail Pricing for:

| | |
|--|----|
| » Plateau® PTO30 Burner | 2 |
| » Plateau® PTO60 Burner | 3 |
| » Plateau® PTO50 Burner | 4 |
| » Plateau® PTO100 Burner | 5 |
| » Regency Horizon® HZO42 Outdoor Gas Fireplace | 6 |
| » Regency Horizon® HZO60 Outdoor Gas Fireplace | 7 |
| » Plateau® Coffee Table | 8 |
| » Plateau® Fireplace & Framing Kits | 9 |
| » Crystal & Firebead Chart | 10 |

Effective: January 5, 2026

Printed: Dec 15, 2025 E. & O.E.

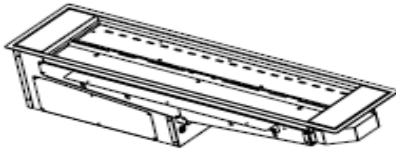
Pricelists change frequently. Please click here or visit www.regencyignite.com for the most up to date Pricelists.

We highly recommend using online Pricelists. See your branch for instructions.

© 2026 Fireplace Products U.S. Inc.










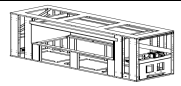
regencyignite.com



| BASIC EQUIPMENT | | Part no. | Weight | Suggested Retail |
|---|---------------------------|------------|--------|------------------|
| BODY | | | | |
| | Natural Gas Unit | PTO30-NG11 | 34 | \$1,606 |
| | LP Conversion Kit* | 376-969 | 2 | \$81 |
| <ul style="list-style-type: none"> • 50,000 BTU (NG) & 49,000 BTU (LP), no venting required. For outdoor use only. • Standard unit includes: 37" stainless steel linear burner. • Electronic ignition with an easy access weather proof on / off switch. • Unit runs on a battery pack, saving the customer thousands of dollars on installation by not having to run electrical wiring to the unit. • The hardwire kit is ideal for commercial applications, or if the customer wants to run electrical wiring to the unit. | | | | |
| * LP Conversion Kit includes LP Regulator, burner orifice, pilot orifice, allen key, label & instruction sheet. | | | | |

| SAMPLE PRICING: | | | Suggested Retail |
|---|--|--|------------------|
| PTO30-NG11 with 2 packages of crystals (10 lbs) | | | \$1,706 |
| PTO30-NG11 with 2 packages of crystals (10 lbs) & LP Conversion Kit | | | \$1,787 |

| REQUIRED EQUIPMENT | | Part no. | Weight | Suggested Retail |
|---|---|---|--------|------------------|
| CRYSTALS OR FIREBEADS (FOR BURNER) | | | | |
| CRYSTALS (FOR BURNER OR FIREBOX FLOOR) | | MUST CHOOSE TWO 5LB BAGS OF EITHER CRYSTALS OR FIREBEADS | | |
| 5 LB BAG | | | | |
|  | Black Reflective Crystals | 946-775 | 5 | \$50 |
|  | Copper Crystals | 946-776 | 5 | \$50 |
|  | Starfire Crystals | 946-777 | 5 | \$50 |
| Must choose a total of 10 lbs of crystals in any combination. | | | | |
| FIREBEADS (FOR BURNER OR FIREBOX FLOOR) | | MUST CHOOSE TWO 5LB BAGS OF EITHER CRYSTALS OR FIREBEADS | | |
| 5 LB BAG | | | | |
|  | Black Firebeads | 946-739 | 5 | \$47 |
|  | Caramel Luster Firebeads (Light Brown) | 946-742 | 5 | \$47 |
|  | Glacier Ice Firebeads (Clear White) | 946-741 | 5 | \$47 |
| Must choose a total of 10 lbs of firebeads in any combination. | | | | |
| VENTILATION GRILLS | | | | |
| | Ventilation Grills - Includes 2 grills | 377-946 | 2 | \$106 |
| Required when not using Regency's steel stud framing kit. Ventilation grill kit required for installation. Kit contains 2 grills. The grills must be installed on each short side of the enclosure near the bottom to allow air flow in and moisture out. | | | | |

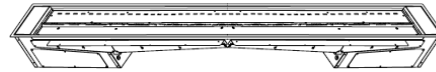
| ACCESSORIES | | Part no. | Weight | Suggested Retail |
|---|--|----------|--------|------------------|
| DECORATIVE GLASS SURROUND | | | | |
|  | 4 Piece Glass Surround | 378-932 | 17 | \$359 |
| Place a decorative glass surround around the perimeter of the plateau burner for enhanced safety. | | | | |
| STONES (FOR BURNER) | | | | |
| | Slate / Gray Volcanic Basalt Natural Stones | 946-710 | 16 | \$65 |
| | Ivory / Tan Volcanic Basalt Natural Stones | 946-711 | 16 | \$65 |
| Place volcanic basalt natural stones ontop of 5 lbs of crystals or 5 lbs of firebeads (on the burner). Spread out evenly on burner. | | | | |
| LOGS (FOR BURNER) | | | | |
| | Ceramic Log Set | 326-930 | 7 | \$395 |
| Place a driftwood ceramic log set ontop of 10 lbs of crystals or 10 lbs of firebeads (on the burner). Placement of logs is detailed in the instruction manual. | | | | |
| BURNER COVER | | | | |
| | Stainless Steel Burner Cover | 377-944 | 6 | \$177 |
| Protect the burner, when not in use, with this quality made cover. Stones and logs must be removed prior to using this cover. | | | | |
| HARDWIRE KIT | | | | |
| | Hard Wire Kit | 646-950 | 9 | \$359 |
| Steel enclosure w/ easy access panel, weatherproof box w/ cover, 1 GFI circuit, 1 blanking plate, 1 AC adapter w/ 10ft. cord, screws. Please check with local jurisdiction for specific requirements prior to installation. | | | | |
| FRAMING KIT | | | | |
|  | Steel Stud See-Through Framing Kit | 377-908 | 53 | \$869 |
| | 3 pc Brushed Stainless Steel Panels (Top & Sides) | 377-907 | 21 | \$444 |
| All steel stud framing. Non-combustible board must be purchased separately from your local building store. Assembled kit measures 64-1/16" W x 51" H x 19" D. Includes 2 ventilation grills for installation. The grills allow air in and moisture out. *2-4 week lead time | | | | |

IMPORTANT NOTE:

The Plateau Series is a part of the Regency Outdoor Collection. The Outdoor Collection is a non-exclusive product line that will be distributed through numerous distribution channels that include but are not limited to dealers in the following industries; Hearth, Pool & Spa, Patio, Landscape, Hardscape.










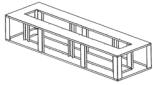
2 x PTO30 connected end to end



| BASIC EQUIPMENT | | Part no. | Weight | Suggested Retail |
|---|--------------------|---|--------|------------------|
| BODY | | MUST PURCHASE 2 UNITS FOR 60" BURNER | | |
| | Natural Gas Unit | PTO30-NG11 | 34 | \$1,606 |
| | LP Conversion Kit* | 376-969 | 2 | \$81 |
| <ul style="list-style-type: none"> • 100,000 BTU (NG) & 98,000 BTU (LP), no venting required. For outdoor use only. • Standard unit includes: Two 37" stainless steel linear burners (66" burner in total). • Electronic ignition with an easy access weather proof on / off switch. • Unit runs on a battery pack, saving the customer thousands of dollars on installation by not having to run electrical wiring to the unit. • The hardwire kit is ideal for commercial applications, or if the customer wants to run electrical wiring to the unit. | | | | |
| * LP Conversion Kit includes LP Regulator, burner orifice, pilot orifice, allen key, label & instruction sheet. (MUST PURCHASE 2) | | | | |


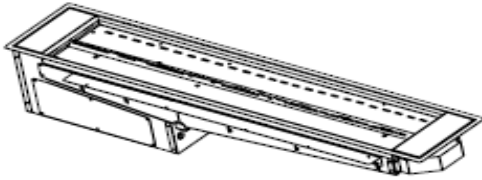
| SAMPLE PRICING: | | | Suggested Retail |
|---|--|--|------------------|
| PTO60-NG11 with 4 packages of crystals (20 lbs) | | | \$3,412 |
| PTO60-NG11 with 4 packages of crystals (20 lbs) & LP Conversion Kit | | | \$3,574 |

| REQUIRED EQUIPMENT | | Part no. | Weight | Suggested Retail |
|--|---|---|--------|------------------|
| CRYSTALS OR FIREBEADS (FOR BURNER) | | MUST CHOOSE FOUR 5 LB BAGS OF EITHER CRYSTALS OR FIREBEADS | | |
| CRYSTALS (FOR BURNER OR FIREBOX FLOOR) | | 5 LB BAG | | |
|  | Black Reflective Crystals | 946-775 | 5 | \$50 |
|  | Copper Crystals | 946-776 | 5 | \$50 |
|  | Starfire Crystals | 946-777 | 5 | \$50 |
| Must choose a total of 20 lbs of crystals in any combination. | | | | |
| FIREBEADS (for Burner or Firebox Floor) | | MUST CHOOSE FOUR 5LB BAGS OF EITHER CRYSTALS OR FIREBEADS | | |
| 5 LB BAG | | | | |
|  | Black Firebeads | 946-739 | 5 | \$47 |
|  | Caramel Luster Firebeads (Light Brown) | 946-742 | 5 | \$47 |
|  | Glacier Ice Firebeads (Clear White) | 946-741 | 5 | \$47 |
| Must choose a total of 20 lbs of firebeads in any combination. | | | | |
| VENTILATION GRILLS | | | | |
| | Ventilation Grills - Includes 2 top & 2 bottom grills | 377-948 | 2 | \$91 |
| Required when not using Regency's steel stud framing kit. Ventilation grill kits required for installation. The grills must be installed on each short side of the enclosure near the top and bottom, to allow air flow in and moisture out. | | | | |

| ACCESSORIES | | Part no. | Weight | Suggested Retail |
|---|---|--------------------------------------|--------|------------------|
| DECORATIVE GLASS SURROUND | | | | |
|  | 4 Piece Glass Surround | 378-955 | 29 | \$657 |
| Place a decorative glass surround around the perimeter of the plateau burner for enhanced safety. | | | | |
| STONES (FOR BURNER) | | REQUIRES TWO PACKAGES TO FILL | | |
| | Slate / Gray Volcanic Basalt Natural Stones | 946-710 | 16 | \$65 |
| | Ivory / Tan Volcanic Basalt Natural Stones | 946-711 | 16 | \$65 |
| Place volcanic basalt natural stones on top of 10 lbs of crystals or 10 lbs of firebeads (on the burner). Spread out one package per burner. | | | | |
| LOGS (FOR BURNER) | | REQUIRES TWO PACKAGES TO FILL | | |
| | Ceramic Log Set | 326-930 | 7 | \$395 |
| Place a driftwood ceramic log set on top of 20 lbs of crystals or 20 lbs of firebeads (on the burner). Placement of logs is detailed in the instruction manual. | | | | |
| BURNER COVER | | REQUIRES TWO TO COMPLETE | | |
| | Stainless Steel Burner Cover | 377-944 | 6 | \$177 |
| Protect the burner, when not in use, with this quality made cover. Stones and logs must be removed prior to using this cover. | | | | |
| INNER STEEL TRIM | | | | |
| | Stainless Steel Finishing Trim | 377-957 | 6 | \$384 |
| Perimeter trim around burner to give burner a finished edge. | | | | |
| HARDWIRE KIT | | MUST PURCHASE BOTH PARTS | | |
| | Hard Wire Kit | 646-950 | 9 | \$359 |
| Steel enclosure w/ easy access panel, weatherproof box w/ cover, 1 GFI circuit, 1 blanking plate, 1 AC adapter w/ 10ft. cord, screws. Please check with local jurisdiction for specific requirements prior to installation. | | | | |
| | AC Adapter w/ 10ft. Cord | 911-234/P | 1 | \$31 |
| FRAMING KIT | | | | |
|  | Steel Table Framing Kit* | 377-910 | 44 | \$571 |
| All steel stud framing. Non-combustible board must be purchased separately from your local building store. Assembled kit measures 79" W x 24" H x 24" D. Includes 2 top and 2 bottom ventilation grills for installation. The grills allow air in and moisture out. | | | | |
| *2-4 week lead time | | | | |







IMPORTANT NOTE:


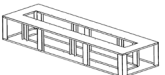
The Plateau Series is a part of the Regency Outdoor Collection. The Outdoor Collection is a non-exclusive product line that will be distributed through numerous distribution channels that include but are not limited to dealers in the following industries; Hearth, Pool & Spa, Patio, Landscape, Hardscape.



| BASIC EQUIPMENT | | Part no. | Weight | Suggested Retail |
|--|---------------------------|------------|--------|------------------|
| BODY | | | | |
| | Natural Gas Unit | PTO50-NG11 | 44 | \$1,874 |
| | LP Conversion Kit* | 646-969 | 1 | \$81 |
| <ul style="list-style-type: none"> • 64,000 BTU (NG) & 62,000 BTU (LP), no venting required. For outdoor use only. • Standard unit includes: 57 1/2" stainless steel linear burner. • Electronic ignition with an easy access weather proof on / off switch. • Unit runs on a battery pack, saving the customer thousands of dollars on installation by not having to run electrical wiring to the unit. • The hardwire kit is ideal for commercial applications, or if the customer wants to run electrical wiring to the unit. * LP Conversion Kit includes LP Regulator, burner orifice, pilot orifice, allen key, label & instruction sheet. | | | | |

| SAMPLE PRICING: | | | Suggested Retail |
|---|--|--|------------------|
| PTO50-NG11 with 3 packages of crystals (15 lbs) | | | \$2,024 |
| PTO50-NG11 with 3 packages of crystals (15 lbs) & LP Conversion Kit | | | \$2,105 |

| REQUIRED EQUIPMENT | | Part no. | Weight | Suggested Retail |
|---|---|---|--------|------------------|
| CRYSTALS OR FIREBEADS (FOR BURNER) | | | | |
| CRYSTALS (FOR BURNER OR FIREBOX FLOOR) | | MUST CHOOSE THREE 5LB BAGS OF EITHER CRYSTALS OR FIREBEADS | | |
| <i>5 LB BAG</i> | | | | |
|  | Black Reflective Crystals | 946-775 | 5 | \$50 |
|  | Copper Crystals | 946-776 | 5 | \$50 |
|  | Starfire Crystals | 946-777 | 5 | \$50 |
| Must choose a total of 15 lbs of crystals in any combination. | | | | |
| FIREBEADS (FOR BURNER OR FIREBOX FLOOR) | | MUST CHOOSE THREE 5LB BAGS OF EITHER CRYSTALS OR FIREBEADS | | |
| <i>5 LB BAG</i> | | | | |
|  | Black Firebeads | 946-739 | 5 | \$47 |
|  | Caramel Luster Firebeads (Light Brown) | 946-742 | 5 | \$47 |
|  | Glacier Ice Firebeads (Clear White) | 946-741 | 5 | \$47 |
| Must choose a total of 15 lbs of firebeads in any combination. | | | | |
| VENTILATION GRILLS | | | | |
| | Ventilation Grills - Includes 2 grills | 377-946 | 2 | \$106 |
| Required when not using Regency's steel stud framing kit. The grills must be installed on each short side of the enclosure near the bottom to allow air flow in and moisture out | | | | |

| ACCESSORIES | | Part no. | Weight | Suggested Retail |
|---|--|--------------------------------------|--------|------------------|
| DECORATIVE GLASS SURROUND | | | | |
|  | 4 Piece Glass Surround | 647-932 | 26 | \$550 |
| Place a decorative glass surround around the perimeter of the plateau burner for enhanced safety. | | | | |
| STONES (FOR BURNER) | | | | |
| | | REQUIRES TWO PACKAGES TO FILL | | |
| | Slate / Gray Volcanic Basalt Natural Stones | 946-710 | 16 | \$65 |
| | Ivory / Tan Volcanic Basalt Natural Stones | 946-711 | 16 | \$65 |
| Place volcanic basalt natural stones ontop of 10 lbs of crystals or 10 lbs of firebeads (on the burner). Spread out evenly on burner. | | | | |
| LOGS (FOR BURNER) | | | | |
| | | REQUIRES TWO PACKAGES TO FILL | | |
| | Ceramic Log Set | 326-930 | 7 | \$395 |
| Place a driftwood ceramic log set ontop of 15 lbs of crystals or 15 lbs of firebeads (on the burner). Placement of logs is detailed in the instruction manual. | | | | |
| BURNER COVER | | | | |
| | Stainless Steel Burner Cover | 646-934 | 8 | \$187 |
| Protect the burner, when not in use, with this quality made cover. Stones and logs must be removed prior to using this cover. | | | | |
| INNER STEEL TRIM | | | | |
| | Stainless Steel Finishing Trim | 646-936 | 3 | \$288 |
| Perimeter trim around burner to give burner a finished edge. | | | | |
| HARDWIRE KIT | | | | |
| | Hard Wire Kit | 646-950 | 9 | \$359 |
| Steel enclosure w/ easy access panel, weatherproof box w/ cover, 1 GFI circuit, 1 blanking plate, 1 AC adapter w/ 10ft. cord, screws. Please check with local jurisdiction for specific requirements prior to installation. | | | | |
| FRAMING KIT | | | | |
|  | Steel Table Framing Kit* | 646-900 | 40 | \$525 |
| All steel stud framing. Non-combustible board must be purchased separately from your local building store. Assembled kit measures 69" W x 24" H x 24" D Includes 2 ventilation grills for installation. The grills allow air in and moisture out *2-4 week lead time | | | | |

IMPORTANT NOTE:

The Plateau Series is a part of the Regency Outdoor Collection. The Outdoor Collection is a non-exclusive product line that will be distributed through numerous distribution channels that include but are not limited to dealers in the following industries; Hearth, Pool & Spa, Patio, Landscape, Hardscape.









2 x PTO50 connected end to end



| BASIC EQUIPMENT | Part no. | Weight | Suggested Retail |
|---|------------|--------|------------------|
| BODY | | | |
| Natural Gas Unit | PTO50-NG11 | 44 | \$1,874 |
| LP Conversion Kit* | 646-969 | 1 | \$81 |
| <ul style="list-style-type: none"> • 128,000 BTU (NG) & 124,000 BTU (LP), no venting required. For outdoor use only. • Standard unit includes: Two 57 1/2" stainless steel linear burners (106" burner in total). • Electronic ignition with an easy access weather proof on / off switch. • Unit runs on a battery pack, saving the customer thousands of dollars on installation by not having to run electrical wiring to the unit. • The hardware kit is ideal for commercial applications, or if the customer wants to run electrical wiring to the unit. <p>* LP Conversion Kit includes LP Regulator, burner orifice, pilot orifice, allen key, label & instruction sheet. (MUST PURCHASE 2)</p> | | | |

| SAMPLE PRICING: | | |
|--|--|---------|
| PTO100-NG11 with 6 packages of crystals (30 lbs) | | \$4,048 |
| PTO100-NG11 with 6 packages of crystals (30 lbs) & LP Conversion Kit | | \$4,210 |

| REQUIRED EQUIPMENT | Part no. | Weight | Suggested Retail |
|--|----------|--------|------------------|
| CRYSTALS OR FIREBEADS (FOR BURNER) | | | |
| CRYSTALS (FOR BURNER OR FIREBOX FLOOR) MUST CHOOSE SIX 5LB BAGS OF EITHER CRYSTALS OR FIREBEADS | | | |
| 5 LB BAG | | | |
|  Black Reflective Crystals | 946-775 | 5 | \$50 |
|  Copper Crystals | 946-776 | 5 | \$50 |
|  Starfire Crystals | 946-777 | 5 | \$50 |
| Must choose a total of 30 lbs of crystals in any combination. | | | |
| FIREBEADS (FOR BURNER OR FIREBOX FLOOR) MUST CHOOSE SIX 5LB BAGS OF EITHER CRYSTALS OR FIREBEADS | | | |
| 5 LB BAG | | | |
|  Black Firebeads | 946-739 | 5 | \$47 |
|  Caramel Luster Firebeads (Light Brown) | 946-742 | 5 | \$47 |
|  Glacier Ice Firebeads (Clear White) | 946-741 | 5 | \$47 |
| Must choose a total of 30 lbs of firebeads in any combination. | | | |
| VENTILATION GRILLS | | | |
| Ventilation Grills - Includes 2 top & 2 bottom grills | 377-948 | 2 | \$91 |
| Required when not using Regency's steel stud framing kit. The grills must be installed on each short side of the enclosure near the top and bottom, to allow air flow in and moisture out | | | |







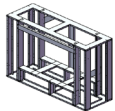
| ACCESSORIES | Part no. | Weight | Suggested Retail |
|---|-----------|--------|------------------|
| DECORATIVE GLASS SURROUND | | | |
| 6 Piece Glass Surround | 647-942 | 44 | \$818 |
| Place a decorative glass surround around the perimeter of the plateau burner for enhanced safety. | | | |
| STONES (FOR BURNER) REQUIRES FOUR PACKAGES TO FILL | | | |
| Slate / Gray Volcanic Basalt Natural Stones | 946-710 | 16 | \$65 |
| Ivory / Tan Volcanic Basalt Natural Stones | 946-711 | 16 | \$65 |
| Place volcanic basalt natural stones on top of 20 lbs of crystals or 20 lbs of firebeads (on the burner). Spread out two packages per burner. | | | |
| LOGS (FOR BURNER) REQUIRES FOUR PACKAGES TO FILL | | | |
| Ceramic Log Set | 326-930 | 7 | \$395 |
| Place a driftwood ceramic log set on top of 30 lbs of crystals or 30 lbs of firebeads (on the burner). Placement of logs is detailed in the instruction manual. | | | |
| BURNER COVER REQUIRES TWO TO COMPLETE | | | |
| Stainless Steel Burner Cover | 646-934 | 8 | \$187 |
| Protect the burner, when not in use, with this quality made cover. Stones and logs must be removed prior to using this cover. | | | |
| HARDWIRE KIT MUST PURCHASE BOTH PARTS | | | |
| Hard Wire Kit | 646-950 | 9 | \$359 |
| Steel enclosure w/ easy access panel, weatherproof box w/ cover, 1 GFI circuit, 1 blanking plate, 1 AC adapter w/ 10ft. cord, screws. Please check with local jurisdiction for specific requirements prior to installation. | | | |
| AC Adapter w/ 10ft. Cord | 911-234/P | 1 | \$31 |
| FRAMING KIT REQUIRES TWO KITS | | | |
| Steel Table Framing Kit* | 646-900 | 40 | \$525 |
| All steel stud framing. Non-combustible board must be purchased separately from your local building store. Will require some slight modification to connect 2 kits together. Details are in the instruction manual. Assembled kit measures 119" W x 24" H x 24" D Includes 2 top and 2 bottom ventilation grills installation. The grills allow air in and moisture out *2-4 week lead time | | | |

IMPORTANT NOTE:

The Plateau Series is a part of the Regency Outdoor Collection. The Outdoor Collection is a non-exclusive product line that will be distributed through numerous distribution channels that include but are not limited to dealers in the following industries; Hearth, Pool & Spa, Patio, Landscape, Hardscape.



| BASIC EQUIPMENT | | Part no. | Weight | Suggested Retail |
|---|-------------------------|------------|--------|------------------|
| BODY | | | | |
| | Natural Gas Unit | HZO42-NG11 | 138 | \$3,995 |
| | Propane Unit | HZO42-LP11 | 130 | \$3,995 |
| <ul style="list-style-type: none"> • 44,500 BTU (NG) & 43,500 BTU (LP), no venting required. For outdoor use only. • Faceplate Included. Dimensions: Width 39-1/2" & Height 17" • Comes standard with copper crystals, seasonal weather cover, upper & lower chase vent grills. • Electronic ignition with an easy access weather proof on / off switch. • Unit runs on a battery pack, saving the customer thousands of dollars on installation by not having to run electrical wiring to the unit. • The hardwire kit is ideal for commercial applications, or if the customer wants to run electrical wiring to the unit. • Ventilation grills included | | | | |

| ACCESSORIES | | Part no. | Weight | Suggested Retail |
|--|--|----------|--------|------------------|
| CRYSTALS OR FIREBEADS (FOR BURNER OR FIREBOX FLOOR) | | | | |
| CRYSTALS (FOR BURNER OR FIREBOX FLOOR) | | | | |
| <i>1 LB BAG</i> | | | | |
|  | Black Reflective Crystals | 946-675 | 1 | \$15 |
|  | Copper Reflective Crystals (if additional are needed) | 946-676 | 1 | \$15 |
|  | Starfire Reflective Crystals | 946-677 | 1 | \$15 |
| Replace the Copper Crystals on the burner with either Black or Starfire; or ADD additional Crystals to the firebox floor. If replacing the standard Copper Crystals , 3 lbs of Crystals is required. If ADDING Crystals to the firebox floor, 3 lbs of Crystals is required. | | | | |
| FIREBEADS (FOR BURNER OR FIREBOX FLOOR) | | | | |
| <i>1 LB BAG</i> | | | | |
|  | Black Firebeads | 946-735 | 1 | \$15 |
|  | Caramel Luster Firebeads (Light Brown) | 946-738 | 1 | \$15 |
|  | Glacier Ice Firebeads (Clear White) | 946-737 | 1 | \$15 |
| Replace the Copper Crystals on the burner with Firebeads; or ADD Firebeads to the firebox floor. If replacing the standard Copper Crystals , 3 lbs of Firebeads is required. If ADDING Firebeads to the firebox floor, 3 lbs of Firebeads is required. | | | | |
| STONES (FOR BURNER) | | | | |
| REQUIRES ONE PACKAGE TO FILL | | | | |
| | Slate / Gray Volcanic Basalt Natural Stones | 946-710 | 16 | \$65 |
| | Ivory / Tan Volcanic Basalt Natural Stones | 946-711 | 16 | \$65 |
| Place volcanic basalt natural stones ontop of 3 lbs of crystals or 3 lbs of firebeads (on the burner). Spread out evenly on burner. | | | | |
| RIVER PEBBLES (FORE FIREBOX FLOOR) | | | | |
| REQUIRES ONE PACKAGE TO FILL | | | | |
| | Natural River Pebbles | 946-672 | 6 | \$50 |
| Add optional River Pebbles to the base of your firebox to accent the Fire. Spread out evenly on firebox floor. | | | | |
| LOGS (FOR BURNER) | | | | |
| | Ceramic Log Set | 326-930 | 7 | \$395 |
| Place a driftwood ceramic log set ontop of 3 lbs of crystals or 3 lbs of firebeads (on the burner). Placement of logs is detailed in the instruction manual. | | | | |
| HARDWIRE KIT | | | | |
| | Hard Wire Kit | 646-950 | 9 | \$359 |
| Steel enclosure w/ easy access panel, weatherproof box w/ cover, 1 GFI circuit, 1 blanking plate, 1 AC adapter w/ 10ft. cord, screws. Please check with local jurisdiction for specific requirements prior to installation. | | | | |
| FRAMING KIT | | | | |
|  | Steel Framing Kit | 326-900 | 47 | \$561 |
| All steel stud framing. Non-combustible board must be purchased separately from your local building store. Assembled kit measures 60" wide, 20" deep, 52.5" tall. | | | | |







IMPORTANT NOTE:

The Plateau Series is a part of the Regency Outdoor Collection. The Outdoor Collection is a non-exclusive product line that will be distributed through numerous distribution channels that include but are not limited to dealers in the following industries; Hearth, Pool & Spa, Patio, Landscape, Hardscape.



| BASIC EQUIPMENT | Part no. | Weight | Suggested Retail |
|---|------------|--------|------------------|
| BODY | | | |
| Natural Gas Unit | HZO60-NG11 | 247 | \$4,277 |
| LP Conversion Kit* | 646-969 | 1 | \$81 |
| <ul style="list-style-type: none"> • 64,000 BTU (NG) & 62,000 BTU (LP), no venting required. For outdoor use only. • Standard unit includes: 57 1/2" stainless steel linear burner, removable back for see-through installations, 2 piece windshield (for each side), 3 piece steel panels (back, 2 sides), upper & lower chase vent grills. • Electronic ignition with 5 sec FFRT and an easy access weather proof on / off switch. • Unit runs on a battery pack, saving the customer thousands of dollars on installation by not having to run electrical wiring to the unit. • The hardwire kit is ideal for commercial applications, or if the customer wants to run electrical wiring to the unit. • Ventilation grills included <p>* LP Conversion Kit includes LP Regulator, burner orifice, pilot orifice, allen key, label & instruction sheet.</p> | | | |

| SAMPLE PRICING: | | | |
|---|--|--|---------|
| HZO60-NG11 with 3 packages of crystals (15 lbs) | | | \$4,427 |
| HZO60-NG11 with 3 packages of crystals (15 lbs) & LP Conversion Kit | | | \$4,508 |

| REQUIRED EQUIPMENT | Part no. | Weight | Suggested Retail | |
|--|--|---|------------------|------|
| CRYSTALS OR FIREBEADS (FOR BURNER) | | | | |
| CRYSTALS (FOR BURNER OR FIREBOX FLOOR) | | MUST CHOOSE THREE 5LB BAGS OF EITHER CRYSTALS OR FIREBEADS | | |
| <i>5 LB BAG</i> | | | | |
|  Crystal - Black | Black Reflective Crystals | 946-775 | 5 | \$50 |
|  Crystal - Copper | Copper Crystals | 946-776 | 5 | \$50 |
|  Crystal - Starfire | Starfire Crystals | 946-777 | 5 | \$50 |
| Must choose a total of 15 lbs of crystals in any combination. | | | | |
| FIREBEADS (FOR BURNER OR FIREBOX FLOOR) | | MUST CHOOSE THREE 5LB BAGS OF EITHER CRYSTALS OR FIREBEADS | | |
| <i>5 LB BAG</i> | | | | |
|  Firebeads - Black | Black Firebeads | 946-739 | 5 | \$47 |
|  Firebeads - Caramel Luster | Caramel Luster Firebeads (Light Brown) | 946-742 | 5 | \$47 |
|  Firebeads - Glacier Ice | Glacier Ice Firebeads (Clear White) | 946-741 | 5 | \$47 |
| Must choose a total of 15 lbs of firebeads in any combination. | | | | |

| ACCESSORIES | Part no. | Weight | Suggested Retail | |
|---|---|--------------------------------------|------------------|------|
| FACEPLATE | | | | |
| Stainless Steel Faceplate | 646-910 | 11 | \$328 | |
| Give the fireplace a picture frame finish. Remember to purchase 2 if completing a see-through installation. Dimensions: 64-3/16" W x 21-3/4" H | | | | |
| STONES (FOR BURNER) | | REQUIRES TWO PACKAGES TO FILL | | |
| | Slate / Gray Volcanic Basalt Natural Stones | 946-710 | 16 | \$65 |
| | Ivory / Tan Volcanic Basalt Natural Stones | 946-711 | 16 | \$65 |
| Place volcanic basalt natural stones on top of 10 lbs of crystals or 10 lbs of firebeads (on the burner). Spread out evenly on burner. | | | | |
| LOGS (FOR BURNER) | | REQUIRES TWO PACKAGES TO FILL | | |
| Ceramic Log Set | 326-930 | 7 | \$395 | |
| Place a driftwood ceramic log set on top of 15 lbs of crystals or 15 lbs of firebeads (on the burner). Placement of logs is detailed in the instruction manual. | | | | |
| BURNER COVER | | | | |
| Stainless Steel Burner Cover | 646-934 | 8 | \$187 | |
| Protect the burner, when not in use, with this quality made cover. Stones and logs must be removed prior to using this cover. | | | | |
| INNER STEEL TRIM | | | | |
| Stainless Steel Finishing Trim | 646-936 | 3 | \$288 | |
| Perimeter trim around burner to give burner a finished edge. | | | | |
| HARDWIRE KIT | | | | |
| Hard Wire Kit | 646-950 | 9 | \$359 | |
| Steel enclosure w/ easy access panel, weatherproof box w/ cover, 1 GFI circuit, 1 blanking plate, 1 AC adapter w/ 10ft. cord, screws. Please check with local jurisdiction for specific requirements prior to installation. | | | | |







IMPORTANT NOTE:


The Plateau Series is a part of the Regency Outdoor Collection. The Outdoor Collection is a non-exclusive product line that will be distributed through numerous distribution channels that include but are not limited to dealers in the following industries; Hearth, Pool & Spa, Patio, Landscape, Hardscape.



| BASIC EQUIPMENT | Part no. | Weight | Suggested Retail |
|---|---------------|--------|------------------|
| BODY | | | |
| Propane Gas Unit *WQL | PTO30CFT-LP11 | 106 | \$1,843 |
| NG Conversion Kit* | 378-968 | 1 | \$121 |
| <ul style="list-style-type: none"> • 49,000 BTU (NG) & 48,000 BTU (LP), no venting required. For outdoor use only. • Standard unit includes: 30" stainless steel linear burner with Sunset bronze powder coated outside walls (20" high). • Match Light ignition with variable turndown. • Approved for use with a 11 lbs propane tank (stored inside table frame). * NG conv. kit includes burner orifice, 18" Flex line, NG regulator, appropriate labels and instruction sheet. | | | |

| SAMPLE PRICING: | | | |
|---|--|--|---------|
| PTO30CFT-LP11 with Sunset Bronze Table Top, 2 packages of crystals (10 lbs) | | | \$2,266 |
| PTO30CFT-LP11 with Sunset Bronze Table Top, 2 packages of crystals (10 lbs) & NG Conversion Kit | | | \$2,387 |

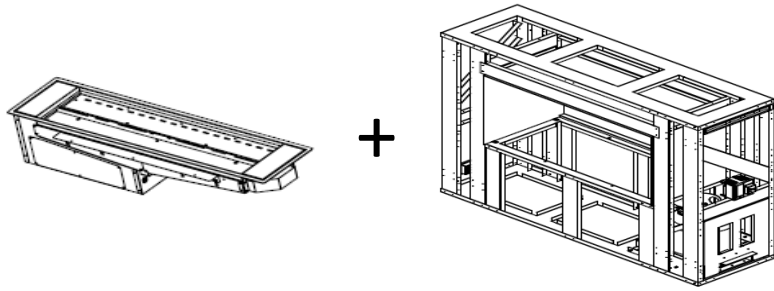
| REQUIRED EQUIPMENT | Part no. | Weight | Suggested Retail |
|--|--|---|------------------------|
| TABLE TOP | | | MUST CHOOSE ONE |
| Sunset Bronze Table Top & Dining Leaf Cover | 377-926 | 36 | \$323 |
| Stainless Steel Table Top & Dining Leaf Cover | 377-927 | 35 | \$465 |
| Table Top Dimensions: 48" L x 24" W. Comes with dining leaf burner cover in corresponding table top colors. | | | |
| CRYSTALS OR FIREBEADS (FOR BURNER) | | | |
| CRYSTALS (FOR BURNER OR FIREBOX FLOOR) | | MUST CHOOSE TWO 5LB BAGS OF EITHER CRYSTALS OR FIREBEADS | |
| 5 LB BAG | | | |
|  Crystal - Black | Black Reflective Crystals | 946-775 | 5 |
|  Crystal - Copper | Copper Crystals | 946-776 | 5 |
|  Crystal - Starfire | Starfire Crystals | 946-777 | 5 |
| Must choose a total of 10 lbs of crystals in any combination. | | | |
| FIREBEADS (FOR BURNER OR FIREBOX FLOOR) | | MUST CHOOSE TWO 5LB BAGS OF EITHER CRYSTALS OR FIREBEADS | |
| 5 LB BAG | | | |
|  Firebeads - Black | Black Firebeads | 946-739 | 5 |
|  Firebeads - Caramel Luster | Caramel Luster Firebeads (Light Brown) | 946-742 | 5 |
|  Firebeads - Glacier Ice | Glacier Ice Firebeads (Clear White) | 946-741 | 5 |
| Must choose a total of 10 lbs of firebeads in any combination. | | | |

| ACCESSORIES | Part no. | Weight | Suggested Retail |
|---|---|-------------------------------------|------------------|
| DECORATIVE GLASS SURROUND | | | |
|  | Wind Shield Glass Surround | 378-932 | 17 |
| Place a decorative glass surround around the perimeter of the plateau burner for enhanced safety. | | | |
| STONES (FOR BURNER) | | | |
| | | REQUIRES ONE PACKAGE TO FILL | |
| | Slate / Gray Volcanic Basalt Natural Stones | 946-710 | 16 |
| | Ivory / Tan Volcanic Basalt Natural Stones | 946-711 | 16 |
| Place volcanic basalt natural stones on top of 5 lbs of crystals or 5 lbs of firebeads (on the burner). Spread out evenly on burner. | | | |
| LOGS (FOR BURNER) | | | |
| | Ceramic Log Set | 326-930 | 7 |
| Place a driftwood ceramic log set on top of 10 lbs of crystals or 10 lbs of firebeads (on the burner). Placement of logs is detailed in the instruction manual. | | | |
| CASTERS (WHEELS) | | | |
| | Casters | 376-936 | 3 |
| Replace the 1" levelling legs with optional rolling casters. Includes two locking wheels & two regular wheels. | | | |
| SEASONAL WEATHER COVER | | | |
| | Seasonal Weather Cover | 377-938 | 6 |
| Place a seasonal weather cover over the Plateau coffee table when not in use / during the winter season. The soft fabric cover is made of weather resistant material - to protect the unit from the elements. | | | |

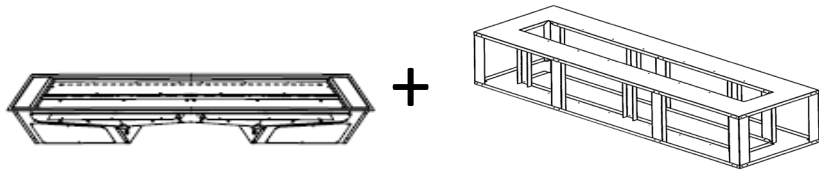
IMPORTANT NOTE:

The Plateau Series is a part of the Regency Outdoor Collection. The Outdoor Collection is a non-exclusive product line that will be distributed through numerous distribution channels that include but are not limited to dealers in the following industries; Hearth, Pool & Spa, Patio, Landscape, Hardscape.

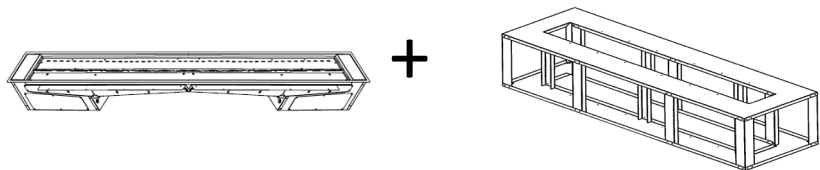
*Please note, all framing kits on this page are 2-4 week lead time. All finishing materials are NOT included.



| GET THIS LOOK ! | Part no. | Weight | Suggested Retail |
|--|------------|--------|------------------|
| Natural Gas Unit | PTO30-NG11 | 34 | \$1,606 |
| Steel Stud See-Through Framing Kit | 377-908 | 53 | \$869 |
| 3 p c Brushed Stainless Steel Panels (Top & Sides) | 377-907 | 21 | \$444 |



| GET THIS LOOK! | Part no. | Weight | Suggested Retail |
|-------------------------|------------|--------|------------------|
| Natural Gas Unit | PTO30-NG11 | 34 | \$1,606 |
| Steel Stud Framing Kit* | 377-910 | 44 | \$571 |



| GET THIS LOOK! | Part no. | Weight | Suggested Retail |
|-------------------------|------------|--------|------------------|
| Natural Gas Unit | PTO50-NG11 | 44 | \$1,874 |
| Steel Stud Framing Kit* | 646-900 | 40 | \$525 |

IMPORTANT NOTE:

The Plateau Series is a part of the Regency Outdoor Collection. The Outdoor Collection is a non-exclusive product line that will be distributed through numerous distribution channels that include but are not limited to dealers in the following industries; Hearth, Pool & Spa, Patio, Landscape, Hardscape.

All prices are in U.S. dollars.
Prices subject to change without notice.
There is a 20% restocking charge.

© 2026 Fireplace Products U.S. Inc.

Outdoor Collection - 9
Effective: January 5, 2026
Printed: Dec 15, 2025 E. & O.E.

MEDIA INSTALLATION ON BURNER

SEE UNIT MANUAL FOR DETAILED INSTALLATION INSTRUCTIONS

Spread the media evenly over the burner. Ensure the media does not overlap excessively as this will affect the flame pattern.

IMPORTANT NOTE:

Only the supplied approved media are to be used with these products. Use of any other type of media can alter the unit's performance. Any damage caused by the use of any unapproved media will not be covered under the warranty. When using Volcanic Stones DO NOT cover the burner pilot light that leads to the pilot flame.

| BURNER PACKAGES | | | |
|------------------------|-----------------------|------------------|---|
| UNIT | GLASS CRYSTALS | FIREBEADS | VOLCANIC STONES |
| PTO30 | 10 LBS | 10 LBS | 5 LBS Crystals or Firebeads + 1 package Volcanic Stones |
| PTO60 | 20 LBS | 20 LBS | 10 LBS Crystals or Firebeads + 2 packages Volcanic Stones |
| PTO50 | 15 LBS | 15 LBS | 10 LBS Crystals or Firebeads + 2 packages Volcanic Stones |
| PTO80 | 25 LBS | 25 LBS | 15 LBS Crystals or Firebeads + 3 packages Volcanic Stones |
| PTO100 | 30 LBS | 30 LBS | 20 LBS Crystals or Firebeads + 4 packages Volcanic Stones |
| HZO42 | 3 LBS* | 3 LBS | 3 LBS of Copper Crystals (included) + 1 package Volcanic Stones |
| HZO60 | 15 LBS | 15 LBS | 10 LBS Crystals or Firebeads + 2 packages Volcanic Stones |
| Coffee Table | 10 LBS | 10 LBS | 5 LBS Crystals or Firebeads + 1 package Volcanic Stones |

RIVER PEBBLE INSTALLATION AROUND THE BURNER (FIREBOX FLOOR)

| BURNER PACKAGES | | | |
|------------------------|-----------------------|------------------|---|
| UNIT | GLASS CRYSTALS | FIREBEADS | RIVER PEBBLES |
| HZO42 | 3 LBS** | 3 LBS | 3 LBS Crystals or Firebeads + 1 package River Pebbles |

CERAMIC LOG SET INSTALLATION ON THE BURNER

| BURNER PACKAGES | | | |
|------------------------|-----------------------|------------------|---|
| UNIT | GLASS CRYSTALS | FIREBEADS | CERAMIC LOG SET |
| PTO30 | 10 LBS | 10 LBS | 10 LBS Crystals or Firebeads + 1 Ceramic Log Set package |
| PTO60 | 20 LBS | 20 LBS | 20 LBS Crystals or Firebeads + 2 Ceramic Log Set packages |
| PTO50 | 15 LBS | 15 LBS | 15 LBS Crystals or Firebeads + 2 Ceramic Log Set packages |
| PTO80 | 25 LBS | 25 LBS | 25 LBS Crystals or Firebeads + 3 Ceramic Log Set packages |
| PTO100 | 30 LBS | 30 LBS | 30 LBS Crystals or Firebeads + 4 Ceramic Log Set packages |
| HZO42 | 3 LBS* | 3 LBS | 3 LBS of Copper Crystals (included) + 1 Ceramic Log Set package |
| HZO60 | 15 LBS | 15 LBS | 15 LBS Crystals or Firebeads + 2 Ceramic Log Set packages |
| Coffee Table | 10 LBS | 10 LBS | 10 LBS Crystals or Firebeads + 1 Ceramic Log Set package |

*Copper Crystals supplied with the unit. 3 LBS required if customer changes to black or starfire, or firebeads instead

**In addition to burner crystals or firebeads. Spread evenly over the firebox floor

Glass Crystals and Firebeads are available in 1 lb and 5 lb bags

RETURN POLICY

Product Returns - No returns without express written consent from the VP of Sales for FPI Fireplace Products International Ltd. Orders in transit cannot be cancelled or refused. All non-warranty, returns will be subject to a 20% re-stocking fee, the customer will incur all shipping charges - products returned must be insured against damage, items shipped collect will be refused.

No cancellations, exchanges or refunds on custom sized/ordered, custom plated, discontinued, while qtys last or special order products.

© 2025 FPI Fireplace Products International Ltd. All rights reserved.

Regency®, Regency Horizon®, Hampton®, Alterra®, Astrocap®, Bellavista®, Excalibur®, FireGenie®, Fireplace Design Center®, Greenfire®, Greenfire Technology®, Liberty®, Myregency®, Panorama®, Plateau®, Surefire®, Energy™, Classic™, and Ultimate™ are the registered and/or proprietary trademarks of FPI Fireplace Products International Ltd.
All rights reserved.