



## **2025 USA Retail Pricing for:**

- » Traditional Gas Fireplaces
- » Contemporary Gas Fireplaces
- » Gas Inserts
- » Gas Stoves
- » Other Venting Gas
- » Gas Logs
- » Electric Fireplaces
- » Wood Stoves
- » Wood Inserts
- » Wood Fireplaces
- » Pellet Stoves
- » Pellet Inserts
- » Outdoor Gas Collection

**Effective: June 2, 2025**

Printed: Jun 23, 2025 - E. & O.E.

Pricelists change frequently. Please click here or visit [www.regencyignite.com](http://www.regencyignite.com) for the most up to date Pricelists.

We highly recommend using online Pricelists. See your branch for instructions.

© 2025 Fireplace Products U.S. Inc.



**[regencyignite.com](http://regencyignite.com)**

# GAS EFFICIENCY TABLE

	NATURAL GAS		PROPANE	
Model	Steady State Efficiency	EnerGuide Rating	Steady State Efficiency	EnerGuide Rating
Traditional Fireplaces				
G600EC	71.18%	64.80%	72.82%	67.22%
G800EC/ G800EH	65.20%	58.22%	68.16%	60.92%
G800C	61.12%	51.86%	63.62%	53.64%
G1200P	72.58%	66.58%	74.08%	67.96%
B36XTCE	70.56%	65.90%	71.08%	65.90%
B41XTCE	72.76%	68.15%	72.63%	68.35%
P33	72.57%	66.01%	74.06%	67.92%
P33E	68.28%	66.49%	73.82%	69.44%
P33CE	68.28%	66.49%	73.82%	69.44%
P36	70.55%	62.36%	70.55%	62.36%
P36E	72.88%	66.86%	74.40%	67.44%
P36D	71.26%	63.89%	71.26%	63.89%
P90E	76.07%	71.36%	76.86%	72.79%
Contemporary Fireplaces				
HZ40E	69.70%	64.44%	72.03%	66.75%
U900E	73.31%	68.28%	73.77%	69.49%
U1500E	73.72%	67.46%	74.67%	69.64%
HZ54E	69.36%	64.45%	72.02%	67.72%
Gas Inserts				
Gi25LE	65.12%	63.60%	-	-
Gi27LE	69.11%	63.64%	68.00%	64.15%
Gi29L/LU	71.45%;	63.88%	73.01%	62.33%
Gi33LE	71.45%	64.30% NG	73.01%	64.32%
L234	73.94%	63.34%	74.67%	64.73%
LRI3E	73.12%	66.25%	74.59%	66.70%
LRI4E	71.45%	70.27%	73.01%	69.36%
LRI6E	73.01%	70.37%	73.01%	70.37%
HRI3E	71.73%	64.36%	72.87%	66.24%
HRI4E	71.45%	70.27%	73.01%	69.36%
HRI6E	73.01%	70.37%	73.01%	70.37%
E21	61.63%	49.29%	64.65%	52.88%
E33	84.00%	60.79%	84.17%	61.52%
U31	58.45%	51.42%	59.29%	47.41%
Gas Stoves				
RC500E	67.13%	60.38%	66.85%	61.42%
C34	71.68%	63.49%	72.02%	64.49%
U38E	71.61%	63.95%	71.73%	64.66%
U39	77.00%	71.69%	77.79%	73.10%
U39E	77.00%	71.82%	77.80%	73.15%
H15E	61.97%	55.33%	63.69%	57.46%
H27E	67.63%	61.22%	66.51%	63.07%
H35E	75.27%	70.86%	75.77%	71.97%

# GLASS VIEWING AREA

Model	Width (in)	Height (in)	Actual Area (sq in)	Published Area (sq in)
Traditional Fireplaces				
G600C/G600EC	27.81	23.63	657.07	600
G800C/G800EC/G800EH	31.88	27.50	876.56	800
G1200P	38.25	30.50	1166.63	1200
B36XTCE	29.88	21.81	651.76	652
B41XTCE	35.00	24.00	840.00	840
P33/P33E/P33CE	26.00	16.00	416.00	416
P36/P36E/P36D	29.13	15.50	451.44	451
P121E	32.63	20.00	1305.00	1305
P131E	82.88	20.00	1657.50	1658
P90E	29.19	15.60	455.33	455
Contemporary Fireplaces				
HZ40E	35.50	12.50	443.75	444
U900E	35.00	13.06	457.19	457
U1500E	44.25	13.50	611.00	611
HZ54E	45.88	14.94	685.26	685
Gas Inserts				
Gi25LE	19.50	11.33	220.84	221
Gi27LE	21.50	11.33	243.49	243
Gi29LE	24.13	13.24	319.42	319
Gi33LE	28.00	18.00	504.00	504
L234	17.75	11.75	208.56	209
LRI3E/HRI3E	22.69	14.25	323.33	323
LRI4E/HRI4E	24.19	14.75	356.77	357
LRI6E/HRI6E	28.19	18.31	516.18	516
E33	29.63	14.88	440.89	441
U31	24.50	13.00	318.50	319
Gas Stoves				
RC500E	13.00	15.50	201.50	202 (Front)
C34	14.88	8.50	126.44	126
U38E	24.75	11.00	272.25	272
U39/U39E	24.75	11.00	272.25	272
H15E	12.13	9.13	110.64	111
H27E	17.50	12.00	210.00	210
H35E	18.88	12.50	235.94	236
Electric				
ES105	40.00	13.00	520.00	520
ES135	52.00	13.00	676.00	676
ES165	62.00	13.00	806.00	806
E110-2	43.50	15.00	652.50	653
E135-2	53.00	15.00	795.00	795
E150-2	59.00	15.00	885.00	885
E195-2	77.00	15.00	1155.00	1155
EX110	43.00	17.00	731.00	731
EX150	59.00	17.00	1003.00	1003
EX190	76.00	17.00	1292.00	1292
Ei25	24.69	15.88	391.91	392
Ei29	28.69	18.88	541.48	541
Ei33	32.69	22.88	747.73	748
Wood				
F1500/i1500/F1150/i1150	15.07	8.38	126.29	126
F2500/i2500/F2450/i2450	17.81	9.02	160.65	161
Ci1150	17.13	9.94	170.18	170
CF780	31.25	23.75	742.19	Over 700 sq.in
F3500	17.25	10.50	181.13	181
F5200	18.50	11.50	212.75	213
i3000	30.00	17.00	510.00	510
Ci2700/Hi500	23.19	10.75	249.29	249
Hi1150	17.00	8.13	138.13	138
Hi2450	18.00	10.00	180.00	180
Pellet				
GF40	13.00	9.50	123.50	124
GF55/GFi55	17.90	9.00	161.10	161
GC60/GCi60	19.80	11.70	231.66	232

# TABLE OF CONTENTS

2025 USA Retail Pricing for:

## TRADITIONAL GAS FIREPLACES

Gas Efficiency Table	2
Glass Viewing Area	3

### Grandview Gas Fireplaces

G600C/EC	5
G800EC/EH	6
G1200P	7

### Bellavista® Gas Fireplaces

B36XTCE	8
B36XTE	9
B41XTCE	10
B41XTE	11

### Panorama® Gas Fireplaces

P33/P33E	12
P33CE	13
P36E	14
P36D	15

### Energy ZC Fireplace Insert

E18E	16
------	----

### Excalibur® Gas Fireplace

P90E	17
------	----

Common Accessories	18
--------------------	----

Venting Components	18	19	20	21
--------------------	----	----	----	----









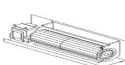


**G600EC & G600C**

Small DV Gas Fireplace

**Regency Grandview G600 Gas Fireplaces**

2025 Suggested Retail Price - USA

BODY		Part No.	Weight	Sugg. Retail
	Grandview G600C Standing Pilot with direct spark ignition	G600C-NG	175	\$2,642
	LP Conversion Kit* (G600C)	776-977	1	\$76
	Grandview G600EC Proflame II Electronic Ignition	G600EC-NG	177	\$3,361
	LP Conversion Kit* (G600EC)	776-969	1	\$96
	• G600C : 21,000 turn down to 11,000 (NG) 20,500 turn down to 16,500 (LP) P4. Efficiency 64.79%; LP efficiency 66.76% • G600EC: 21,000 turn down to 11,000 (NG) 20,500 turn down to 16,500 (LP) P4. Efficiency 64.8%; LP efficiency 67.22% • Standard unit includes: body, ceramic glass, safety screen, 4" x 6-5/8" rear vent (can be converted to top vent) Proflame II control system & top down & ember lights - on G600EC only * LP Conversion Kit includes burner orifice, stepper motor, 5/32 Allen Key and pilot orifice			
Check <a href="http://www.regencyignite.com">www.regencyignite.com</a> for the latest instruction manual				
SAMPLE PRICING:				
G600C (Standing Pilot) - NG Unit with log package and painted inner black panels				\$3,435
G600EC (Electronic Ignition) - NG Unit with log package and painted inner black panels				\$4,154
REQUIRED EQUIPMENT		Part No.	Weight	Sugg. Retail
BURNER OPTIONS		MUST CHOOSE BETWEEN 1 MEDIA PACKAGE		
LOG SET & TRAY		CHOOSE LOG GRATE AND 1 LOG SET		
	Log Grate and ember package	776-938	9	\$174
	LOG SETS			
	Ceramic Oak Log Set	776-930	12	\$409
	Ceramic Birch Log Set	776-932	12	\$409
CRYSTAL MEDIA PACKAGE		CHOOSE MEDIA TRAY AND CRYSTALS OR DRIFTWOOD LOGS		
	Crystal Media Tray	776-937	5	\$226
	GLASS MEDIA - 5 LBS REQUIRED FOR THE MEDIA TRAY			
	MUST CHOOSE 2 PACKAGES OF CRUSHED GLASS			
	Crushed Glass - Coal Black 3/4in. 3.5lbs	946-780	4	\$40
	Crushed Glass Iceberg - 3/4in. 3.5lbs	946-781	4	\$40
	Crushed Glass - Ginger 3/4in. 3.5lbs	946-779	4	\$40
	DRIFTWOOD LOGS			
Driftwood log package incl. embers & stones for the media tray	776-931	5	\$444	
No crushed glass required				
INNER PANELS		MUST CHOOSE 1 INNER PANEL SET		
	Painted Black Steel Panels	776-907	14	\$210
	Brick Standard Design - Volcanic Black	776-905	17	\$409
	Brick Standard Design - Brown	776-901	17	\$409
	Brick Herringbone Design - Brown	776-903	17	\$480
	Brick Castlestone Design - Grey	776-904	17	\$480
	Black Enamel Inner Reflective Panels	776-908	18	\$589
All panel sets come with 2 sides, back and bottom piece				
ACCESSORIES		Part No.	Weight	Sugg. Retail
FINISHING TRIMS				
	3-Sided Finishing Trim - 1/2 in. The finishing trim can be installed to cover the edge of any unfinished facing material such as tile, drywall or stone	776-928	3	\$84
	3-Sided - Clean Front Finishing Trim - Creates a barrier edge for finishing material installed right up to the fireplace opening	776-929	3	\$84
	See manual for complete details			
VOLCANIC STONES				
	Slate Black & Gray Basalt Volcanic Stones	946-710	16	\$130
	Ivory & Tan Basalt Volcanic Stones	946-711	16	\$130
	When using the crystal media tray max. of 13 stones. Requires 7lbs of crushed glass			
FACEPLATES		OPTIONAL		
	Black	776-924	15	\$441
	Brushed Nickel	776-922	15	\$982
	Antique Copper	776-926	14	\$982
	1 piece 4-sided frame with adjustable hooks Size: 33-3/4" x 30-7/8"			
COOL WALL CHASE VENT				
Regency's patented Cool Wall system releases warmth at ceiling level. This system reduces excessive radiant heat in front of the fireplace so you can enjoy your fireplace more often.				
• Design your own chase vent solution to suit your home or use optional chase vent grill • Release warmth into the room discreetly				
	White Chase vent - 29" x 2" opening size	776-941	6	\$357
The chase can be vented using Regency's chase vent or design your own chase vent solution to suit your home following the min. 58 sq.in. opening requirement. For full detailed instructions refer to the instruction manual.				
COOL WALL CHASE VENT				
	White Chase vent - 29" x 2" opening size	776-941	6	\$357
Chase vent for cool wall applications - Refer to manual for chase vent opening requirements				
BLOWER				
	FAN FOR G600C			
	Variable Speed Blower	761-979	5	\$415
	Fan Wall Control Dial Kit - to control fan operation from the wall (G600C)	761-974	1	\$79
	FAN FOR G600EC			
	Variable Speed Blower	761-917	4	\$268
OUTDOOR INSTALLATION KIT		Required when installing outdoors with a blower or power to the unit		
	NEW! Outdoor Conversion Kit - Includes a weatherproof receptacle box	946-856	2	\$175
*Not required when using batteries in the Proflame II battery holder and installed without a blower				
ON/OFF REMOTE		ON/OFF REMOTE (Standing Pilot Model Only)		
	Proflame Remote control - ON/OFF & Thermostat function	946-704	2	\$188
More Accessories & Venting at the end of this Section				

All prices are in U.S. dollars.  
Prices subject to change without notice.  
There is a 20% restocking charge.

© 2025 Fireplace Products U.S. Inc.

Gas Fireplaces - 5  
Effective: June 2, 2025  
Printed: Jun 23, 2025 - E. & O.E.

				<b>G800</b>	
				Medium DV Gas Fireplace	
<b>Regency Grandview G800 Gas Fireplaces</b>				2025 Suggested Retail Price - USA	
<b>BODY</b>					
	Grandview G800C Standing Pilot with direct spark ignition	G800C-NG	188	\$2,862	
	LP Conversion Kit* (G800C)	761-977	1	\$84	
	Grandview G800EC Proflame II Electronic Ignition	G800EC-NG	211	\$3,687	
	LP Conversion Kit* (G800EC)	761-969	1	\$96	
• G800C : 27,000 turn down to 15,000 (NG) 26,500 turn down to 14,500 (LP) NG efficiency 51.86%; LP efficiency 53.64%					
• G800EC : 27,000 turn down to 15,000 (NG) 25,500 turn down to 21,000 (LP) NG					
• Standard unit includes: body, ceramic glass, safety screen, 4" x 6-5/8" rear vent (can be converted to top vent)					
Proflame II control system & top down & ember lights - <i>on G800EC only</i>					
	Grandview G800EH High Heat Proflame II Electronic Ignition	G800EH-NG	214	\$3,687	
	LP Conversion Kit* (G800EH)	761-989	1	\$146	
	• G800EH : 36,000 turn down to 19,500 (NG) 34,000 turn down to 27,000 (LP) NG efficiency 58.73%; LP efficiency 57.94%				
	• Standard unit includes: body, ceramic glass, safety screen, 4" x 6-5/8" Top Vent				
Proflame II control system & top down & ember lights					
Check <a href="http://www.regencyignite.com">www.regencyignite.com</a> for the latest instruction manual					
<b>SAMPLE PRICING:</b>					
G800C-1 (Standing Pilot) - NG Unit with log package and painted inner black panels				\$3,828	
G800EC /G800EH (Electronic Ignition) - NG Unit with log package and painted inner black panels				\$4,653	
<b>REQUIRED EQUIPMENT</b>			<b>Part No.</b>	<b>Weight</b>	<b>Sugg. Retail</b>
<b>BURNER OPTIONS</b>			<b>MUST CHOOSE BETWEEN 1 MEDIA PACKAGE</b>		
<b>LOG SET &amp; TRAY</b>			<b>CHOOSE LOG GRATE AND 1 LOG SET</b>		
	Log Grate and ember package	761-938	11	\$158	
	<b>LOG SETS</b>				
	Ceramic Oak Log Set	761-930	18	\$550	
	Ceramic Birch Log Set	761-932	9	\$550	
<b>CRYSTAL MEDIA PACKAGE</b>					
			<b>CHOOSE MEDIA TRAY AND CRYSTALS OR DRIFTWOOD LOGS</b>		
	Crystal Media Tray	761-937	6	\$289	
	<b>GLASS MEDIA - 7 LBS REQUIRED FOR THE BURNER</b>				
	<b>MUST CHOOSE 2 PACKAGES OF CRUSHED GLASS</b>				
	Crushed Glass - Coal Black 3/4in. 3.5lbs	946-780	4	\$40	
	Crushed Glass Iceberg - 3/4in. 3.5lbs	946-781	4	\$40	
	Crushed Glass - Ginger 3/4in. 3.5lbs	946-779	4	\$40	
	<b>DRIFTWOOD LOGS</b>				
Driftwood log package incl. embers & stones for the media tray	761-931	6	\$540		
<i>No crushed glass required</i>					
<b>INNER PANELS</b>			<b>MUST CHOOSE 1 INNER PANEL SET</b>		
	Painted Black Steel Panels	761-907	18	\$258	
	Brick Standard Design - Volcanic Black	761-905	21	\$626	
	Brick Standard Design - Brown	761-901	20	\$626	
	Brick Herringbone Design - Brown	761-903	19	\$722	
	Brick Herringbone Design - Black <b>NEW</b>	762-903	19	\$722	
	Brick Castlestone Design - Grey	761-904	19	\$722	
	Black Enamel Inner Reflective Panels	761-908	24	\$657	
	<i>All panel sets come with 2 sides, back and bottom piece</i>				
<b>ACCESSORIES</b>			<b>Part No.</b>	<b>Weight</b>	<b>Sugg. Retail</b>
<b>FINISHING TRIMS</b>			<b>OPTIONAL</b>		
	3-Sided Finishing Trim - 1/2 in. The finishing trim can be installed to cover the edge of any unfinished facing material such as tile, drywall or stone		761-928	3	\$95
	3-Sided - Clean Front Finishing Trim - Creates a barrier edge for finishing material installed right up to the fireplace opening		761-929	4	\$95
	<i>See manual for complete details</i>				
<b>VOLCANIC STONES</b>			<b>OPTIONAL</b>		
	Slate Black & Gray Basalt Volcanic Stones		946-710	16	\$130
	Ivory & Tan Basalt Volcanic Stones		946-711	16	\$130
	<i>When using the crystal media tray max. of 13 stones. Requires 7lbs of crushed glass</i>				
<b>FACEPLATES</b>			<b>OPTIONAL</b>		
	Black	761-924	17	\$478	
	Brushed Nickel	761-922	20	\$1,050	
	Antique Copper	761-926	17	\$1,050	
	1 piece 4-sided frame with adjustable hooks - Size: 37-3/4" x 34-3/4"				
<b>COOL WALL CHASE VENT</b>					
Regency's patented Cool Wall system releases warmth at ceiling level. This system reduces excessive radiant heat in front of the fireplace so you can enjoy your fireplace more often.					
• Design your own chase vent solution to suit your home or use optional chase vent grill					
• Release warmth into the room discreetly					
	White Chase vent - 33" x 2" opening size (G800C/EC)		761-941	5	\$268
	White Chase vent - 33" x 3.25" opening size (G800EH)		761-991	6	\$257
	The chase can be vented using Regency's chase vent or design your own chase vent solution to suit your home following the min. opening requirement. For full detailed instructions refer to the instruction manual.				
<b>BLOWER</b>			<b>OPTIONAL</b>		
	FAN FOR G800C				
	Variable Speed Blower	761-979	5	\$415	
	Fan Wall Control Dial Kit - to control fan operation from the wall (G800C)	761-974	1	\$79	
	FAN FOR G800EC/G800EH				
	Variable Speed Blower	761-917	4	\$268	
<b>OUTDOOR INSTALLATION KIT</b>			<b>Required when installing outdoors with a blower or power to the unit</b>		
	<b>NEW!</b> Outdoor Conversion Kit - Includes a weatherproof receptacle box		946-856	2	\$175
*Not required when using batteries in the Proflame II battery holder and installed without a blower					
<b>ON/OFF REMOTE (Standing Pilot Model Only)</b>					
	Proflame Remote control - ON/OFF & Thermostat function		946-704	2	\$188
<b>More Accessories &amp; Venting at the end of this Section</b>					
All prices are in U.S. dollars.					
Prices subject to change without notice.					
There is a 20% restocking charge.					
© 2025 Fireplace Products U.S. Inc.					
Gas Fireplaces - 6					
Effective: June 2, 2025					
Printed: Jun 23, 2025 - E. & O. C.					

**G1200P**

Large DV Gas Fireplace

**Regency Grandview G1200 Premium Gas Fireplace**

2025 Suggested Retail Price - USA

**BODY**

<b>Grandview G1200P Proflame II Electronic Ignition</b>	G1200P-NG	485	\$6,747
LP Conversion Kit* (G1200P)	796-969	2	\$152
<ul style="list-style-type: none"><li>• <b>G1200P</b> : 53,000 turn down to 13,500 NG &amp; LP</li><li>• <b>G1200P</b> : NG efficiency 72.58% Energuide P4.1 66.58%; LP efficiency 74.08% Energuide P4.1 67.96%</li><li>• Standard unit includes: body, ceramic glass, invisimesh safety screen, 5"x8" top vent, Proflame II control system &amp; top down &amp; ember lights with split flow infusion burner.</li></ul>			
Check <a href="http://www.regencyignite.com">www.regencyignite.com</a> for the latest instruction manual			

**SAMPLE PRICING:**

<b>G1200P NG Unit with Oak log set, ember media kit and painted inner black panels</b>	\$8,060
<b>G1200P NG Unit with Oak log set, ember media kit, and black glass inner panels</b>	\$9,737

**REQUIRED EQUIPMENT**

Part No.	Weight	Sugg. Retail
----------	--------	--------------

**BURNER OPTIONS****LOG SET & EMBER MEDIA****MUST CHOOSE 1 LOG SET**

<b>LOG SETS</b>			
<b>Oak Log Set</b>	796-934	50	\$843
<b>Birch Log Set</b>	796-931	50	\$970
<b>Driftwood Log Set</b>	796-930	50	\$884
<b>EMBER MEDIA</b>			<b>MUST CHOOSE 1</b>
<b>Media Kit - Includes: Black embers, Vermiculite &amp; Crushed Glass</b>	796-952	8	\$56
<b>Media Kit -Includes: Black embers, Vermiculite, crushed glass &amp; volcanic stones</b>	796-953	7	\$86

**INNER PANELS****MUST CHOOSE 1 INNER PANEL SET**

<b>Painted Black Steel Panels</b>	796-907	46	\$414
<b>Brick Standard Design - Volcanic Black</b>	796-905	28	\$697
<b>Brick Standard Design - Brown</b>	796-901	29	\$803
<b>Brick Herringbone Design - Brown</b>	796-903	28	\$909
<b>Black Glass Reflective Panels</b>	796-906	37	\$2,091
<i>All panel sets come with 2 sides, back and bottom piece</i>			

**ACCESSORIES**

Part No.	Weight	Sugg. Retail
----------	--------	--------------

**FINISHING TRIMS****OPTIONAL**

<b>3-Sided Finishing Trim - adjusted from 1/2" (13 mm) minimum to 1-1/4" (32 mm) max depth material</b>	796-912	3	\$86
<b>4-Sided Finishing Trim - adjusted from 1/2" (13 mm) minimum to 1-1/4" (32 mm) max depth material</b>	796-913	4	\$101
<i>See manual for complete details</i>			


**COOL WALL CHASE VENT**

Regency's patented Cool Wall system releases warmth at ceiling level. This system reduces excessive radiant heat in front of the fireplace so you can enjoy your fireplace more often.

- Design your own chase vent solution to suit your home or use optional chase vent grill
- Release warmth into the room discreetly



<b>White Chase vent - 180sq in opening</b>	796-991	15	\$338
The chase can be vented using Regency's chase vent or design your own chase vent solution to suit your home following the min. opening requirement. For full detailed instructions refer to the instruction manual.			

**BLOWER**

<b>Variable Speed Blower</b>	796-917	5	\$258
<i>Variable speed control and thermostatic operation</i>			

**OUTDOOR INSTALLATION KIT****Required when installing outdoors with a blower or power to the unit**

<b>NEW! Outdoor Conversion Kit - Includes a weatherproof receptacle box</b>	946-856	1	\$175
*Not required when using batteries in the Proflame II battery holder and installed without a blower			

**WIFI KIT**

<b>Wifi App Control Kit</b>	946-799	1	\$167
<i>Enable your firelaxce with WiFi to use with the ProFlame Connect Plus APP. Kit includes Wifi Dongle</i>			

**POWERVENT SYSTEMS****Choose 1 Power Vent system + 796-958**

<b>Power Vent Conversion</b>	796-958	5	\$177
<i>Convert the unit to be compatible with our inline or horizontal power vent kits for more venting configurations</i>			
<b>Inline Powervent System for vertical or horizontal termination</b>	666-945	5	\$1,712
<b>End of line Power Vent System - Flush mounted horizontal termination</b>	946-535	5	\$1,995

**WIRE HARNESS (REQUIRED TO COMPLETE POWER VENT INSTALLATION)****MUST CHOOSE ONE (FOR POWERVENT INSTALLS ONLY)**

<b>45 foot Power Vent Wire Harness - 4 week lead time</b>	911-250/P	8	\$207
<b>90 foot Power Vent Wire Harness - 4 week lead time</b>	911-251/P	14	\$354

**PV applications use 4" x 6-5/8" venting refer to instruction manual for details**

All prices are in U.S. dollars.  
Prices subject to change without notice.  
There is a 20% restocking charge.


© 2025 Fireplace Products U.S. Inc.

Gas Fireplaces - 7  
Effective: June 2, 2025  
Printed: Jun 23, 2025 - E. & O.E.




**Regency Bellavista™ Gas Fireplaces**

2025 Suggested Retail Price - USA



BASIC EQUIPMENT		Part no.	Weight	Suggested Retail
<b>BODY</b>				
	Natural Gas	B36XTCE-NG11	214	\$3,992
	LP Conversion Kit B36XTCE-NG11	578-977	1	\$96
	<ul style="list-style-type: none"> <li>B36XTCE : 31 000 BTU turn down to 21 500 BTU (NG) &amp; 31 000 BTU turn down to 25 000 BTU (LP)</li> <li>B36XTCE : NG efficiency 70.56%; LP efficiency 71.08%</li> <li>Electronic Ignition (includes SureFire™ switch), and 5 sec FFRT</li> <li>Standard unit includes: body, ceramic glass, deluxe log set &amp; embers, Proflame I Remote, non-combustible board and safety screen, 5" x 8" top or rear vent</li> <li>* LP Conversion Kit includes burner orifice, stepper motor, 5/32 Allen Key and pilot orifice</li> </ul> Check <a href="http://www.regencyignite.com">www.regencyignite.com</a> for the latest instruction manual			

SAMPLE PRICING:		Suggested Retail
B36XTCE (NG) with Rustic Brown Brick Panels		\$4,416
B36XTCE (NG) with Rustic Brown Brick Panels & LP Conversion Kit		\$4,512






ACCESSORIES		Part no.	Weight	Suggested Retail
BRICK PANELS				
	Rustic Brown Standard Design	576-901	13	\$424
	Old Town Red Standard Design	576-902	14	\$424
	CastleStone Design	576-904	9	\$490
	4 Piece set providing a traditional look to the fireplace			
REFLECTIVE PANELS				
	Black Enamel Inner Panels - 2-4 wk lead time	576-908	18	\$746
	4-piece contemporary panels for enhanced fire & modern styling.			
BLOWER				
	Variable speed blower	578-917	7	\$489
	Variable speed control and thermostatic operation			
VENTING				
	Rigid Venting - Top Vent Reducer*	946-606	6	\$131
	Flex Venting - Top Vent Reducer	946-758	8	\$131
	Reduces 5" x 8" top vent to 4" x 6-5/8" top vent			
	*Must use with Rigid Pipe Adaptor (770-994)			
	Refer to manual for approved venting configurations using these reducers			
More Accessories & Venting at the end of this Section				

**B36XTE - FLUSH**

Medium DV Fireplace

**Regency Bellavista™ Gas Fireplaces**

2025 Suggested Retail Price - USA

BASIC EQUIPMENT		Part No.	Weight	Suggested Retail
BODY				
	Natural Gas	B36XTE-NG11	170	\$3,587
	LP Conversion Kit for B36XTE-NG11	578-977	1	\$96
	• B36XTE: 31 000 BTU turn down to 21 500 BTU (NG) & 31 000 BTU turn down to 25 000 BTU (LP)			
	• B36XTE : NG efficiency 70.56%; LP efficiency 71.08%			
	• Electronic Ignition (includes SureFire™ switch) and 5 Sec FFRT			
	• Standard unit includes: body, ceramic glass, deluxe log set & embers and Proflame I Remote, 5" x 8" top or rear vent			
* LP Conversion Kit includes burner orifice, stepper motor, 5/32 Allen Key and pilot orifice				
Check <a href="http://www.regencyignite.com">www.regencyignite.com</a> for the latest instruction manual				
SAMPLE PRICING:				
B36XTE-NG11 Natural Gas Unit and Vignette Faceplate in Black with Vignette Finishing Trim				\$4,374
B36XTE-NG11 with LP Conversion Kit and Vignette Faceplate in Black with Vignette Finishing Trim				\$4,470
REQUIRED EQUIPMENT	Must choose either Vignette Faceplate or Flush Panel & Screen Option	Part No.	Weight	Suggested Retail
VIGNETTE SERIES DESIGNER FACEPLATES (OPTION 1) MUST CHOOSE EITHER VIGNETTE FACEPLATE OR FLUSH PANEL/SCREEN COMBO OPTION				
	Faceplate Vignette Black	578-924	29	\$651
	Faceplate Vignette Platinum	578-922	29	\$651
	Faceplate Vignette Tuscan Sunset	578-926	29	\$651
	Faceplate Vignette Black Chrome*WQL	578-923	#N/A	#N/A
	Vignette Finishing Trim (4pc/3pc) (required with faceplate)	578-928	14	\$136
	Highlight your fireplace with a designer inspired Vignette frame. Safety screen built in to faceplate.			
*Black chrome undergoes a separate chroming process resulting in a mirror like finish.				
FLUSH PANELS (OPTION 2)				
	Flush Panels - Black	576-916	6	\$200
	Safety Screen *must be used with flush panels	578-929	13	\$210
ACCESSORIES		Part No.	Weight	Suggested Retail
INLAYS FOR VIGNETTE FACEPLATES OPTIONAL WHEN USING VIGNETTE FACEPLATE				
	Vignette Door Inlay Black	578-919	10	\$284
	Vignette Door Inlay Tuscan Sunset *WQL	578-920	#N/A	#N/A
	Vignette Door Inlay Black Chrome* WQL	578-918	#N/A	#N/A
	Add another level of customization to your fireplace by adding a Vignette Inlay			
*Black chrome undergoes a separate chroming process resulting in a mirror like finish.				
BRICK PANELS				
	Rustic Brown Standard Design	576-901	13	\$424
	Old Town Red Standard Design	576-902	14	\$424
	CastleStone Design	576-904	9	\$490
	4 Piece set providing a traditional look to the fireplace			
REFLECTIVE ENAMEL PANELS				
	Black Reflective Enamel Panel	576-908	18	\$746
4-piece contemporary panels for enhanced fire & modern styling.				
BLOWER				
	Variable Speed Blower	578-917	7	\$489
Variable speed control and thermostatic operation				
FINISHING TRIM				
	3 Sided Finishing Trim (for use with flush panels) - Black	576-946	8	\$100
3" wide trim for sides and top, provides a clean finished look on installation.				
Dims: 40 1/2"W X 35 3/4"H				
VENTING				
	Rigid Venting - Top Vent Reducer*	946-606	6	\$131
	Flex Venting - Top Vent Reducer	946-758	8	\$131
Reduces 5" x 8" top vent to 4" x 6-5/8" top vent				
*Must use with Rigid Pipe Adaptor (770-994)				
Refer to manual for approved venting configurations using these reducers				
More Accessories & Venting at the end of this Section				


All prices are in U.S. dollars.  
Prices subject to change without notice.  
There is a 20% restocking charge.

© 2025 Fireplace Products U.S. Inc.


Gas Fireplaces - 9  
Effective: June 2, 2025  
Printed: Jun 23, 2025 - E. & O.E.

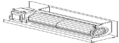




BASIC EQUIPMENT		Part no.	Weight	Suggested Retail
<b>BODY</b>				
	Natural Gas	B41XTCE-NG11	285	\$4,685
	Propane	B41XTCE-LP11	285	\$4,685
	<ul style="list-style-type: none"> <li>• B41XTCE : 42 500 BTU turn down to 30 000 BTU (NG) &amp; 37 500 BTU turn down to 29 500 BTU (LP)</li> <li>• B41XTCE : NG efficiency 72.76%; LP efficiency 72.63%</li> <li>• Electronic Ignition (includes SureFire™ switch), and 5 sec FFRT</li> <li>• Standard unit includes: body, ceramic glass, deluxe log set &amp; embers, Proflame I Remote, non-combustible board and safety screen, 5" x 8" top or rear vent</li> </ul>			Check <a href="http://www.regencyignite.com">www.regencyignite.com</a> for the latest instruction manual

<b>SAMPLE PRICING:</b>	
B41XTCE (NG) with Charcoal Inner Brick Panels	\$5,079
B41XTCE (LP) with Charcoal Inner Brick Panels	\$5,079

REQUIRED EQUIPMENT		Part no.	Weight	Suggested Retail
<b>BRICK PANELS</b>		<b>MUST CHOOSE EITHER BRICK PANELS OR REFLECTIVE PANELS</b>		
	Charcoal Standard Design	506-905	14	\$394
	Rustic Brown Standard Design	506-901	13	\$505
	Old Town Red Standard Design	506-902	11	\$505
	CastleStone Design	506-904	13	\$581
4 Piece set providing a traditional look to the fireplace				
<b>REFLECTIVE PANELS</b>		<b>MUST CHOOSE EITHER BRICK PANELS OR REFLECTIVE PANELS</b>		
Black Enamel Inner Panels		506-908	32	\$1,000
4-piece contemporary panels for enhanced fire & modern styling.				

ACCESSORIES		Part No.	Weight	Suggested Retail
<b>BLOWER</b>				
	Variable speed blower	509-917	8	\$484
	Variable speed control and thermostatic operation			
<b>More Accessories &amp; Venting at the end of this Section</b>				


All prices are in U.S. dollars.  
 Prices subject to change without notice.  
 There is a 20% restocking charge.

© 2025 Fireplace Products U.S. Inc.





Gas Fireplaces - 10  
 Effective: June 2, 2025  
 Printed: Jun 23, 2025 - E. & O.E.



**B41XTE - FLUSH**  
Medium DV Fireplace**Regency Bellavista™ Gas Fireplaces**

2025 Suggested Retail Price - USA

BASIC EQUIPMENT		Part No.	Weight	Suggested Retail
BODY				
	Natural Gas	B41XTE-NG11	242	\$4,045
	Propane	B41XTE-LP11	247	\$4,045
	• B41XTE : 42 500 BTU turn down to 30 000 BTU (NG) & 37 500 BTU turn down to 29 500 BTU (LP)			
	• B41XTE : NG efficiency 72.76%; LP efficiency 72.63%			
	• Electronic Ignition (includes SureFire™ switch), Proflame I remote with 5 sec FFRT			
	• Standard unit includes: body, ceramic glass, deluxe log set & embers, and GTMF Remote, 5" x 8" top or rear vent			
Check <a href="http://www.regencyignite.com">www.regencyignite.com</a> for the latest instruction manual				

<b>SAMPLE PRICING:</b>	
B41XTE (NG) with Charcoal Inner Brick Panels, Vignette Faceplate in Black and Vignette Finishing Trim	\$5,295
B41XTE (LP) with Charcoal Inner Brick Panels, Vignette Faceplate in Black and Vignette Finishing Trim	\$5,295

REQUIRED EQUIPMENT	Must choose either Vignette Faceplate or Flush Panel & Screen Option	Part No.	Weight	Suggested Retail
VIGNETTE SERIES DESIGNER FACEPLATES (OPTION 1)				
	Faceplate Vignette Black	509-924	38	\$735
	Faceplate Vignette Platinum	509-922	38	\$735
	Faceplate Vignette Tuscan Sunset	509-926	38	\$735
	Faceplate Vignette Black Chrome*WQL	509-923	38	\$930
	Vignette Finishing Trim (4pc/3pc) incl. non-combustible board - (required with faceplate)	509-928	17	\$121
	Highlight your fireplace with a designer inspired vignette frame. Safety screen built in to faceplate. *Black chrome undergoes a separate chroming process resulting in a mirror like finish.			
FLUSH PANELS (OPTION 2)				
	Flush Panels - Black	506-916	7	\$210
	Safety Screen * must be used with flush panels	509-929	15	\$184
BRICK PANELS MUST CHOOSE EITHER BRICK PANELS OR REFLECTIVE PANELS				
	Charcoal Standard Design	506-905	14	\$394
	Rustic Brown Standard Design	506-901	13	\$505
	Old Town Red Standard Design	506-902	11	\$505
	CastleStone Design	506-904	13	\$581
4 Piece set providing a traditional look to the fireplace				
REFLECTIVE ENAMEL PANELS MUST CHOOSE EITHER BRICK PANELS OR REFLECTIVE PANELS				
	Black Reflective Enamel Panel	506-908	32	\$1,000
	4-piece contemporary panels for enhanced fire & modern styling.			

ACCESSORIES		Part No.	Weight	Suggested Retail
INLAYS FOR VIGNETTE FACEPLATES		OPTIONAL WHEN USING VIGNETTE FACEPLATE		
	Vignette Door Inlay Black	509-919	13	\$310
	Vignette Door Inlay Tuscan Sunset *WQL	509-920	#N/A	#N/A
	Vignette Door Inlay Black Chrome*WQL	509-918	#N/A	#N/A
	Add another level of customization to your fireplace by adding a Vignette Inlay <i>*Black chrome undergoes a separate chroming process resulting in a mirror like finish.</i>			
BLOWER				
	Variable Speed Blower	509-917	8	\$484
	Variable speed control and thermostatic operation			
FINISHING TRIM				
	3 Sided Finishing Trim (for use with flush panels) - Black	509-946	#N/A	#N/A
	3" wide trim for sides and top, provides a clean finished look on installation.			
	Dimensions: 43-3/8" W x 37-5/8" H			
More Accessories & Venting at the end of this Section				

All prices are in U.S. dollars.  
Prices subject to change without notice.  
There is a 20% restocking charge.

© 2025 Fireplace Products U.S. Inc.



Gas Fireplaces - 11  
Effective: June 2, 2025  
Printed: Jun 23, 2025 - E. & O.E.









BASIC EQUIPMENT	Part No.	Weight	Sugg. Retail	BASIC EQUIPMENT	Part No.	Weight	Sugg. Retail
BODY							
Natural Gas	P33-NG10	134	\$2,452	Natural Gas (Electronic Ignition)	P33E-NG11	132	\$2,995
LP Conversion Kit*	439-969	1	\$96	LP Conversion Kit for P33E-NG11	438-977	1	\$96
<ul style="list-style-type: none"><li>• P33 : 20 000 BTU turn down to 14 000 BTU (NG) &amp; 18 000 BTU turn down to 14 500 BTU (LP)</li><li>• P33 : 72.57% NG efficiency ; 74.06% LP efficiency</li><li>• Standing pilot with direct spark ignition</li></ul> <p>* LP Conversion Kit includes burner orifice, stepper motor, 5/32 Allen Key and pilot orifice</p>				<ul style="list-style-type: none"><li>• P33E : 20 000 BTU turn down to 14 000 BTU (NG) &amp; 19 500 BTU turn down to 15 500 BTU (LP)</li><li>• P33E : NG efficiency 68.28%; LP efficiency 73.82%</li><li>• Electronic Ignition (includes SureFire™ switch), and 5 Sec FFRT</li></ul> <p>* LP Conversion Kit includes burner orifice, stepper motor, 5/32 Allen Key and pilot orifice</p>			
<ul style="list-style-type: none"><li>• Standard unit includes: body, ceramic glass, deluxe log set &amp; embers, GTMF Remote, and AC Adaptor ("E" unit only), 4" x 6-5/8" 45° vent</li></ul> <p>Check <a href="http://www.regencyignite.com">www.regencyignite.com</a> for the latest instruction manual</p>							

**SAMPLE PRICING:**

P33 Standing Pilot (NG) Unit and Vignette Faceplate in Black with Vignette Finishing Trim	\$3,125
P33E Electronic ignition (NG) unit and Vignette Faceplate in Black with Vignette Finishing Trim	\$3,668

REQUIRED EQUIPMENT	Must choose either Vignette Faceplate or Louver/Screen Combo Option	Part No.	Weight	Sugg. Retail
<b>VIGNETTE SERIES DESIGNER FACEPLATES (OPTION 1)</b>				
	Faceplate Vignette Black	439-924	25	\$515
	Faceplate Vignette Platinum - 2-4 week delivery	439-922	25	\$646
	Faceplate Vignette Tuscan Sunset	439-926	25	\$646
	Vignette Finishing Trim (4pc/3pc) incl. non-combustible board - (required with faceplate)	439-928	14	\$158
Highlight your fireplace with a designer inspired vignette frame. Safety screen built in to faceplate.				
<b>LOUVERS (OPTION 2)</b>				
	Louvers - Black	439-920	8	\$189
	Safety Screen *must be used with louvers	439-929	9	\$158




ACCESSORIES		Part No.	Weight	Sugg. Retail
INLAYS FOR VIGNETTE FACEPLATES		OPTIONAL WHEN USING VIGNETTE FACEPLATE		
	Vignette Door Inlay Black	439-949	9	\$305
	Vignette Door Inlay Tuscan Sunset - 2-4 week delivery	439-950	9	\$305
	Vignette Door Inlay Black Chrome* - 2-4 week delivery	439-948	10	\$772
	Add another level of customization to your fireplace by adding a Vignette Inlay <i>*Black chrome undergoes a separate chroming process resulting in a mirror like finish.</i>			
BRICK PANELS				
	Rustic Brown Standard Design	432-901	8	\$369
	Old Town Red Standard Design	432-902	8	\$369
	Herringbone Rustic Brown	432-903	6	\$369
	4 Piece set providing a traditional look to the fireplace			
REFLECTIVE ENAMEL PANELS				
	Black Reflective Enamel Panel	439-908	12	\$484
	4 piece contemporary panels for enhanced fire & modern styling.			
BLOWER				
	Variable Speed Blower	438-917	8	\$494
	Variable speed control and thermostatic operation			
FINISHING TRIM				
	3 Sided Finishing Trim (for use with louvers)- Black	430-940	5	\$194
	3" wide trim for sides and top, provides a clean finished look on installation. Dims: 34 5/8"W X 30"H			
LOG SET (OPTIONAL)				
	Birch Log Set	439-932	5	\$278
More Accessories & Venting at the end of this Section				





BASIC EQUIPMENT		Part no.	Weight	Suggested Retail
<b>BODY</b>				
	Natural Gas	P33CE-NG11	156	\$3,246
	LP Conversion Kit for P33CE-NG11	438-977	1	\$96
	<ul style="list-style-type: none"> <li>P33CE : 20 000 BTU turn down to 14 000 BTU (NG) &amp; 19 500 BTU turn down to 15 500 BTU (LP)</li> <li>P33CE : NG efficiency 68.28%; LP efficiency 73.82%</li> <li>Electronic Ignition (includes SureFire™ switch), and 5 sec FFRT</li> <li>Standard unit includes: body, ceramic glass, deluxe log set &amp; embers, Proflame I Remote, non-combustible board and safety screen</li> </ul>			
	4" x 6-5/8" 45° vent * LP Conversion Kit includes burner orifice, stepper motor, 5/32 Allen Key and pilot orifice Check <a href="http://www.regencyignite.com">www.regencyignite.com</a> for the latest instruction manual			

SAMPLE PRICING:		Suggested Retail
P33CE (NG) Clean Front		\$3,246
P33CE (LP) Clean Front & LP Conversion Kit		\$3,342

ACCESSORIES		Part no.	Weight	Suggested Retail
BRICK PANELS				
	Rustic Brown Standard Design	432-901	8	\$369
	Old Town Red Standard Design	432-902	8	\$369
	Herringbone Rustic Brown	432-903	6	\$369
	4 Piece set providing a traditional look to the fireplace			
REFLECTIVE ENAMEL PANELS				
	Black Reflective Enamel Panel	439-908	12	\$484
	4 piece contemporary panels for enhanced fire & modern styling.			
BLOWER				
	Variable speed blower	438-917	8	\$494
	Variable speed control and thermostatic operation			
LOG SET (OPTIONAL)				
	Birch Log Set	0	#N/A	#N/A
More Accessories & Venting at the end of this Section				

**Regency Panorama™ Gas Fireplaces**



2025 Suggested Retail Price - USA

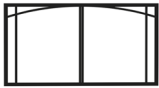



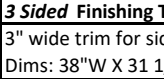









BASIC EQUIPMENT	Part No.	Weight	Sugg. Retail	BASIC EQUIPMENT	Part No.	Weight	Sugg. Retail
<b>BODY</b>							
Natural Gas	P36-NG10	131	\$2,785	Natural Gas (Electronic Ignition)	P36E-NG11	133	\$3,235
LP Conversion Kit*	515-969	1	\$96	LP Conversion Kit for P36E-NG11	515-977	1	\$96
• P36 : 30 000 BTU turn down to 15 500 BTU (NG) & 30 000 BTU turn down to 15 000 BTU (LP) • P36 : NG efficiency 70.55%; LP efficiency 70.55% • Standing pilot with direct spark ignition * LP Conversion Kit includes burner orifice, stepper motor, 5/32 Allen Key and pilot orifice • Standard unit includes: body, ceramic glass, deluxe log set & embers, GTMF Remote, non-combustible board and AC Adaptor ("E" unit only), 4" x 6-5/8" top vent <b>Check <a href="http://www.regencyignite.com">www.regencyignite.com</a> for the latest instruction manual</b>				• P36E : 29 500 BTU turn down to 19 500 BTU (NG) & 28 500 BTU turn down to 22 000 BTU (LP) • P36E : NG efficiency 72.88%; LP efficiency 74.4% • Electronic Ignition (includes SureFire™ switch) and with 5sec FFRT * LP Conversion Kit includes burner orifice, stepper motor, 5/32 Allen Key and pilot orifice			

**SAMPLE PRICING:**

Natural Gas Unit and Vignette Faceplate in Black with Vignette Finishing Trim	\$3,609
Natural Gas Unit (Electronic Ignition) and Vignette Faceplate in Black with Vignette Finishing Trim	\$4,059

REQUIRED EQUIPMENT		Part No.	Weight	Sugg. Retail
VIGNETTE SERIES DESIGNER FACEPLATES (OPTION 1)		MUST CHOOSE EITHER VIGNETTE FACEPLATE OR FLUSH PANEL/SCREEN COMBO OPTION		
	Faceplate Vignette Black	515-924	30	\$656
	Faceplate Vignette Platinum	515-922	30	\$656
	Faceplate Vignette Tuscan Sunset	515-926	31	\$656
	Vignette Finishing Trim (4pc/3pc) required when choosing a vignette faceplate incl. non-combustible board	515-928	18	\$168
	Highlight your fireplace with a designer inspired vignette frame. Safety screen built in to faceplate. <i>*Black chrome undergoes a separate chroming process resulting in a mirror like finish.</i>			
LOUVERS AND SCREEN COMBO (OPTION 2)				
	Black Louvers	510-922	9	\$200
	Safety Screen <i>*must be used with louvers</i>	515-929	9	\$168

ACCESSORIES		Part No.	Weight	Sugg. Retail
INLAYS FOR VIGNETTE FACEPLATES		OPTIONAL WHEN USING VIGNETTE FACEPLATE		
	Vignette Door Inlay Black	515-919	10	\$300
	Vignette Door Inlay Tuscan Sunset - 2-4 week delivery	515-920	10	\$300
	Add another level of customization to your fireplace by adding a Vignette Inlay			
BRICK PANELS				
	Rustic Brown Standard Design	513-901	8	\$379
	Old Town Red Standard Design	513-902	9	\$379
	Herringbone Rustic Brown	513-903	7	\$379
	3 Piece set providing a traditional look to the fireplace			
REFLECTIVE ENAMEL PANELS				
	Black Reflective Enamel Panel	515-908	12	\$494
	3 piece contemporary panels for enhanced fire & modern styling.			
BLOWER				
	Variable Speed Blower	438-917	8	\$494
	Variable speed control and thermostatic operation			
FINISHING TRIM				
	3 Sided Finishing Trim (for use with louvers) - Black	510-986	5	\$210
	3" wide trim for sides and top, provides a clean finished look on installation.			
	Dims: 38"W X 31 1/2"H			
More Accessories & Venting at the end of this Section				

BASIC EQUIPMENT		Part No.	Weight	Sugg. Retail
BODY				
	Natural Gas	P36D-NG10	164	\$3,057
	LP Conversion Kit	515-969	1	\$96
	• P36D : 30 000 BTU turn down to 15 500 BTU (NG) & 30 000 BTU turn down to 15 500 BTU (LP)			
	• P36D : NG efficiency 71.26%; LP efficiency 71.26% • Standing pilot with direct spark ignition			
	• Standard unit includes: body, ceramic glass, deluxe log set & embers, and is 4" x 6-5/8" top vent and GTMF remote			
* LP Conversion Kit includes burner orifice, stepper motor, 5/32 Allen Key and pilot orifice				
Check <a href="http://www.regencyignite.com">www.regencyignite.com</a> for the latest instruction manual				
SAMPLE PRICING:				
P36D-NG10 Standing Pilot (NG) Unit and Vignette Faceplate in Black with Vignette Finishing Trim				\$3,881
REQUIRED EQUIPMENT		Part No.	Weight	Sugg. Retail
VIGNETTE SERIES DESIGNER FACEPLATES (OPTION 1)		MUST CHOOSE EITHER VIGNETTE FACEPLATE OR FLUSH PANEL/SCREEN COMBO OPTION		
	Faceplate Vignette Black	515-924	30	\$656
	Faceplate Vignette Platinum	515-922	30	\$656
	Faceplate Vignette Tuscan Sunset	515-926	31	\$656
	Vignette Finishing Trim (4pc/3pc) incl. non-combustible board - (required with faceplate)	515-928	18	\$168
	Highlight your fireplace with a designer inspired vignette frame. *Black chrome undergoes a separate chroming process resulting in a mirror like finish.			
LOUVERS AND SCREEN COMBO (OPTION 2)				
	Black Louvers	510-922	9	\$200
	Safety Screen *must be used with louvers	515-929	9	\$168
ACCESSORIES		Part No.	Weight	Sugg. Retail
INLAYS FOR VIGNETTE FACEPLATES		OPTIONAL WHEN USING VIGNETTE FACEPLATE		
	Vignette Door Inlay Black	515-919	10	\$300
	Vignette Door Inlay Tuscan Sunset - 2-4 week delivery	515-920	10	\$300
	Add another level of customization to your fireplace by adding a Vignette Inlay			
BRICK PANELS				
	Rustic Brown Standard Design	780-901	5	\$419
	Old Town Red Standard Design	780-902	6	\$419
	Herringbone Rustic Brown	780-903	6	\$419
3 Piece set providing a traditional look to the fireplace				
REFLECTIVE ENAMEL PANELS				
	Black Reflective Enamel Panel	782-908	14	\$499
	3 piece contemporary panels for enhanced fire & modern styling.			
BLOWER				
	Variable Speed Blower assembly - P36D-NG10	438-917	8	\$494
	Variable speed control and thermostatic operation			
FINISHING TRIM				
	3 Sided Finishing Trim (for use with louvers) - Black	510-986	5	\$210
	3" wide trim for sides and top, provides a clean finished look on installation.			
	Dims: 38"W X 31 1/2"H			
More Accessories & Venting at the end of this Section				

All prices are in U.S. dollars.  
 Prices subject to change without notice.  
 There is a 20% restocking charge.


© 2025 Fireplace Products U.S. Inc.

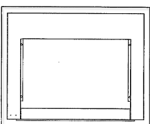



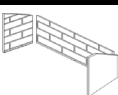





Gas Fireplaces - 15  
 Effective: June 2, 2025  
 Printed: Jun 23, 2025 - E. & O.E.



## Regency Energy ZC Fireplace Insert

E18E	
	Small B Vent Gas Insert
2025 Suggested Retail Price - USA	

BASIC EQUIPMENT		Part no.	Weight	Suggested Retail
BODY				
	Natural Gas	E18E-NG11	85	\$2,804
	LP Conversion Kit for E18E-NG11	617-977	1	\$96
	• 21,600 BTU input at 74% steady state efficiency NG, 20,500 BTU input at 75% steady state efficiency LP.			
	• Electronic Ignition			
	• Standard unit includes: body, flush ceramic glass with 310 sq. in. viewing area, safety screen, linear burner, variable speed blower, 886 SIT valve with manual flame adjustment, basic wall thermostat with white backing plate to cover existing switch opening.			
* LP conversion kit includes burner orifice, pilot orifice and LP high/low conversion.				
SAMPLE PRICING:				Suggested Retail
E18E (NG) ZC Insert with faceplate for full firebox removal & Log set				\$3,855
E18E (NG) with Firesong Faceplate & Crystals				\$3,316
E18E (NG) with Firesong Faceplate & Log Set				\$3,646

REQUIRED EQUIPMENT		Part no.	Weight	Suggested Retail
FACEPLATES		MUST CHOOSE ONE		
	Low Profile Faceplate Black for Complete Firebox Removal - <i>Most common Install</i>	617-948	37	\$671
	Low Profile Faceplate Black for Firesong <i>FS120N</i>	616-928	24	\$462
	Low Profile Faceplate Black for Firesong <i>FS220N</i>	616-920	21	\$462
	Low Profile Faceplate Black for Firesong <i>FS220N- CUSTOM SIZE*</i>	616-940	21	\$692
	Low Profile Faceplate Black for Montigo <i>28-F, 28F-2 or 28F-3</i>	616-921	21	\$462
	Low Profile Faceplate Black for Montigo <i>EP28-4, EP28-5, EconoPlus 28C</i>	616-924	21	\$442
	Low Profile Faceplate Black for Montigo <i>36SR</i>	616-926	18	\$462
	<i>*up to 6 week lead time on 616-940</i> Faceplate includes front face and backing plate Fan speed control and On/Off control located behind front face on the left side of the faceplate (leg)			
BURNER OPTIONS		MUST CHOOSE BETWEEN CRYSTALS OR LOG SET		
	CRYSTALS (FOR BURNER OR FIREBOX FLOOR) - 5 LG BAG			
	Black Reflective Crystals	946-775	5	\$50
	Copper Crystals	946-776	5	\$50
	StarFire Crystals	946-777	5	\$50
5 lbs required for the burner				
	LOG SET & TRAY			
	MUST CHOOSE BETWEEN CRYSTALS OR LOG SET			
	Ceramic Log Set	616-935	13	\$380
5-piece ceramic log set, 2 lbs of black reflective crystals, Platinum & Embraglow Embers, Ember Lava, & log set tray				
VENTING OPTIONS		MUST CHOOSE ONE (EXCEPT IF REMOVING THE ENTIRE FIREBOX)		
	Flue Adaptor for FS220N, 28-F, 28F-2, 28F-3, EP28-4, EP28-5, EconoPlus 28C	616-910	2	\$63
	Flue Adaptor for FS120N	616-911	2	\$26
	Flex Liner Kit (4" x 35 Ft)/w Cap for 36SR	948-435	14	\$313
ACCESSORIES		Part no.	Weight	Suggested Retail
INNER PANELS				
	Brick Standard Design - Brown	616-901	5	\$187
	Brick Standard Design - Red *WQL	616-902	5	\$187
	Black Enamel Inner Reflective Panels	616-908	7	\$288
	3-piece panel set for added realism and style.			
DRIFTWOOD LOG SET (USED WITH CRYSTALS)				
	Driftwood Log Set	616-931/P	4	\$369
	5-piece driftwood log set & log brackets. Placed on top of the crystals.			
SPA STONES (USED WITH CRYSTALS)				
	Natural Ceramic Spa Stones	946-674	2	\$303
	Placed on top of the crystals. Requires 1 package			
VOLCANIC STONES (USED WITH CRYSTALS)				
	Slate Black & Gray Basalt Volcanic Stones	946-710	16	\$130
	Ivory & Tan Basalt Volcanic Stones	946-711	16	\$130
	Placed on top of the crystals. Requires 1 package			
CONTROL OPTIONS				
	Remote Control & Receiver	617-950	2	\$218
	On/Off capability & thermostat			
	Flame Adjustment Module for NG	946-693	1	\$99
	Flame Adjustment Module for LP	946-694	1	\$99
	Allows the remote to control flame adjustment, if manual flame adjustment is not desired			
POWER ADAPTATOR				
	Power Adaptor AC/DC 7V (3000mm)	911-234/P	1	\$31

All prices are in U.S. dollars.  
Prices subject to change without notice.  
There is a 20% restocking charge.

© 2025 Fireplace Products U.S. Inc.


Gas Fireplaces - 16  
Effective: June 2, 2025  
Printed: Jun 23, 2025 - E. & O.E.




P90E
Medium Direct Vent


### Excalibur Gas Fireplaces

2025 Suggested Retail Price - USA

BASIC EQUIPMENT		Part no.	Weight	Suggested Retail
BODY				
	Natural Gas	P90E-NG11	235	\$3,933
	LP Conversion Kit for P90E-NG11	792-977	1	\$96
	Non-Combustible Board (required)	792-936	20	No Charge
	<ul style="list-style-type: none"><li>• P90E : 35 000 BTU turn down to 23 000 BTU (NG) &amp; 35 000 BTU turn down to 25 500 BTU (LP)</li><li>• P90E : NG efficiency 76.07%; LP efficiency 76.86%</li><li>• Electronic Ignition with 5 Sec FFRT</li><li>• Standard unit includes: body, burner with enhanced log set &amp; embers, Proflame II Remote control, safety screen, ceramic glass, black brick floor panel and variable speed thermostatic blower, 4" x 6-5/8" top vent</li><li>* LP Conversion Kit includes DC Sparker, burner orifice and pilot orifice,</li></ul> <b>Check <a href="http://www.regencyignite.com">www.regencyignite.com</a> for the latest instruction manual</b>			

SAMPLE PRICING:	Suggested Retail
P90E-NG with Black Arch Surround	\$4,548
P90E-NG with LP Conversion Kit and Black Arch Surround	\$4,644

REQUIRED EQUIPMENT				
ARCH SURROUNDS				Suggested Retail
	Black	792-920	29	\$615
	Includes fold-down bottom grille, curved heat-deflecting hood, decorative rivets and integrated safety screen.			

ACCESSORIES		Part no.	Weight	Suggested Retail
SCREEN DOORS				
Shown in Top Picture	Double Door - Black	792-950	7	\$126
	*Double door adds a traditional accent, cannot be opened.			
BRICK PANELS				
	Rustic Brown Standard Design - 2-4 wk lead time	790-901	7	\$373
	Old Town Red Standard Design - 2-4 wk lead time	790-902	7	\$373
	Herringbone Rustic Brown - 2-4 wk lead time	790-903	7	\$373
	3 Piece set provides a traditional look			
FRAMING KIT				
	Steel Stud Framing Kit	792-900	15	\$305
	All steel stud framing. Non-combustible board is required.			
	Overall dimensions = 46 1/2"W x 45 1/4"H			
More Accessories & Venting at the end of this Section				






All prices are in U.S. dollars.  
Prices subject to change without notice.  
There is a 20% restocking charge.

© 2025 Fireplace Products U.S. Inc.

Gas Fireplaces - 17  
Effective: June 2, 2025  
Printed: Jun 23, 2025 - E. & O.E.




## Regency Contemporary Gas Fireplaces replaces

2025 Suggested Retail Price - USA








OPTIONAL ACCESSORIES		Part no.	Weight	G600/G800	G600/G800	B36	B41	G1200P	P33/E/CE	P36/P36D	P36E	P90E	Suggested Retail
	<b>Ember Upgrade Package</b>	946-663	2	-	-	Yes	Yes	-	Yes	Yes	Yes	Yes	\$101
	Optional Ember upgrade package to enhance your fireplace Contains: 1 bag Large Lava Rock, 1 bag Black & White Lava Rock, 1 bag Rock Wool, 5-7 pieces Wood Chips												
<b>* NOTE * ALL REGENCY TRADITIONAL GAS FIREPLACES &amp; STOVES COME STANDARD WITH PLATINUM BRIGHT EMBERS AND EMBAGLOW EMBERS</b>													
	<b>Platinum Bright Embers (PBE) 1g bag</b>	946-669	1			Platinum Bright Embers come standard with all Traditional Gas Fireplaces						\$15	
	Optional Ember upgrade package to enhance your fireplace Contains: 1 bag												
	<b>Embaglow Embers 1g bag</b>	946-708	0			Embaglow Embers come standard with all Traditional Gas Fireplaces						\$15	
	Optional thin metal embers add a stunning shimmering glow to any Regency fireplace. Contains: 1 bag												
	<b>Remote Control Holders</b>	946-703	3	Yes	Yes	Yes	Yes	-	Yes	Yes	Yes	Yes	NetDealerOnly
	Shipped in a box of 15. White powder coated steel. Includes 2 Stainless Steel screws, if you choose to mount to a wall. Box can be displayed on your retail counter. Use in your showroom, sell them to customers, or use them as part of a promotion.												
OPTIONAL CONTROLS		Part no.	Weight	G600/G800	G600/G800	B36	B41	G1200P	P33/E/CE	P36/P36D	P36E	P90E	Suggested Retail
	<b>Basic wall thermostat</b>	911-138	1	Yes	Yes	Yes	Yes	Yes	Yes	Yes	Yes	Yes	\$61
	Manual temperature setting.												
	<b>Programmable wall thermostat</b>	910-404/P	1	Yes	Yes	Yes	Yes	Yes	Yes	Yes	Yes	Yes	\$130
	5 day weekday and 2 day weekend multi-cycle programming for optimum control. Allows up to 4 temperature settings per day to fine tune heating requirements. Its Energy Management Recovery (EMR) system automatically calculates when to begin raising and lowering the temperature to ensure the desired room temperature is reached at the appropriate setpoint times.												
OPTIONAL HEAT MANAGEMENT ACCESSORIES		Part no.	Weight	G600/G800	G600/G800	B36	B41	G1200P	P33/E/CE	P36/P36D	P36E	P90E	Suggested Retail
	<b>Heat Wave™ power duct system</b>	946-556	20	Yes	Yes	-	-	-	Yes	Yes	Yes	Yes	\$727
	Enables quiet and effective heat transfer to adjacent rooms. Up to 2 Heat Wave Systems per fireplace. System includes: 20' x 6" flexible ducting, attachment collars, blower, floor/wall grille, wiring and switch.												

2025 Suggested Retail Price - USA

UNIT VENTING INFORMATION		G600/G800	G800EH	B36	B41	G1200P	P33/E/CE	P36/P36D	P36E	P90E
	<b>Vent Size (Top)</b>	4"x 6-3/4"	4"x 6-3/4"	5"x 8" *Reduce down to 4"x 6-3/4"	5"x 8"	5"x 8"	4"x 6-3/4"	4"x 6-3/4"	4"x 6-3/4"	4"x 6-3/4"
	<b>Vent Size (Rear)</b>	4"x 6-3/4"	4"x 6-3/4"	5"x 8"	5"x 8"	-	-	-	-	-
	<b>Vent Type</b>	DV	DV	DV	DV	DV	DV	DV	DV	DV
	<b>Vent Location</b>	Top or Rear	-	Top or Rear	Top or Rear	-	45°	Top	Top	Top

VENTING OPTIONS FOR UNITS WITH 4" x 6-5/8" VENT													
VERTICAL FLEX VENTING KITS (4" x 6-5/8")		Part no.	Weight	G600/G800	G600/G800	B36	B41	G1200P	P33/E/CE	P36/P36D	P36E	P90E	Suggested Retail
	Vertical Flex Venting Kit	946-755	36	Yes	Yes	Yes	-	-	Yes	Yes	Yes	Yes	\$975
	Vertical Flex Extension Kit	946-756	21	Yes	Yes	Yes	-	-	Yes	Yes	Yes	Yes	\$500
	Additional Floor Kit	946-757	8	Yes	Yes	Yes	-	-	Yes	Yes	Yes	Yes	\$91
	Flex to Flex Adaptor - 2-4 wk lead time	948-367/P	2	Yes	Yes	Yes	-	-	Yes	Yes	Yes	Yes	\$101
	<p>Vertical Flex Kit Includes: 20ft. Flex Pipe with 10 Spacers (inner &amp; outer pipe), 3 Wall Straps, Ceiling Firestop, Firestop Spacer, Brackets, Flex to Rigid Adaptor, Roof Support, 36 in. Rigid DuraVent Pipe, Storm Collar, High Wind Termination Cap, Hardware, Instruction Sheet.</p> <p>Vertical Flex Extension Kit Includes: 20ft. Flex Pipe with 10 Spacers (inner &amp; outer pipe), 3 Wall Straps, Flex to Flex Adaptor, Hardware, Instruction Sheet.</p> <p>Additional Floor Kit Includes: Ceiling Firestop, Firestop Spacer (to prevent debris from falling into the firestop).</p>												
ASTROCAP™ HORIZONTAL FLEX VENTING KITS (4" x 6-5/8")		Part no.	Weight	G600/G800	G800EH	B36	B41	G1200P	P33/E/CE	P36/P36D	P36E	P90E	Suggested Retail
	2 foot run	946-513	10	Yes	-	-	-	-	Yes	-	-	-	\$379
	4 foot run	946-515	12	Yes	Yes	Yes	-	-	Yes	Yes	Yes	Yes	\$444
	10 foot run	946-516	15	Yes	Yes	Yes	-	-	Yes	Yes	Yes	Yes	\$566
	<p>Kit includes: • AstroCap™ • 2', 4' or 10' of Z flex 4" x 6-7/8" coaxial liner • Wall thimble • Screws • Tube of high temperature sealant • Spacer springs • Instruction sheet (As an alternative, use the Rigid Pipe Adapter &amp; Approved Rigid Pipe Vent Systems - See Manual)</p>												
IF INSTALLING THROUGH VINYL SIDING													
	AstroCap™ vinyl siding standoff	946-206	1	Yes	Yes	-	-	-	Yes	Yes	Yes	Yes	\$56
	Required ONLY on homes with vinyl siding.												

OPTIONAL VENTING ACCESSORIES (4" x 6-5/8" VENT)		Part no.	Weight	G600/G800	G800EH	B36	B41	G1200P	P33/E/CE	P36/P36D	P36E	P90E	Suggested Retail
	Horizontal vent guard	946-506/P	9	Yes	Yes	Yes	Yes	Yes	Yes	Yes	Yes	Yes	\$202
	For AstroCap™ and Simpson Dura-Vent caps only.												
	AstroCap™ Horizontal Termination	946-523/P	4	Yes	Yes	Yes	-	-	Yes	Yes	Yes	Yes	\$298
	Riser vent terminal	640-530/P	7	Yes	Yes	Yes	-	-	Yes	Yes	Yes	Yes	\$394
	The Riser vent terminal is an optional vent termination that allows closer clearance to grade.												
	Vinyl siding standoff for 640-530/P	946-205	4	Yes	Yes	Yes	-	-	Yes	Yes	Yes	Yes	\$131
	Required ONLY on homes with vinyl siding.												
	Vent guard for 640-530/P - 2-4 wk lead time	946-208/P	5	Yes	Yes	Yes	-	-	Yes	Yes	Yes	Yes	\$197
	Mill Pac Blk 90 ml HI Temp Seal	948-128	1	Yes	Yes	Yes	Yes	Yes	Yes	Yes	Yes	Yes	NetDealerOnly
	Mill Pac Blk 300 ml HI Temp Seal	948-143	1	Yes	Yes	Yes	Yes	Yes	Yes	Yes	Yes	Yes	NetDealerOnly
<b>HEARTH MOUNTED (COAXIAL TO COLINEAR)</b>													
	Co-linear vertical termination cap & flashing	946-529	7	Yes	Yes	Yes	-	-	Yes	Yes	Yes	-	\$278
	3" X 35" Flex chimney liner	948-305	11	Yes	Yes	Yes	-	-	Yes	Yes	Yes	-	\$207
	Coaxial-to-colinear adapter kit	946-563	6	Yes	Yes	Yes	-	-	Yes	Yes	Yes	-	\$197

SIMPSON DURAVENT PRO VENTING (4" x 6-5/8")				Part no.	Weight	G600/G800	G800EH	B36	B41	G1200P	P33/E/CE	P36/P36D	P36E	P90E	Suggested Retail	
	Rigid Pipe Adapter	510-994	3	Yes	Yes	-	-	-	Yes	Yes	Yes	Yes	Yes	Yes	\$96	
	Required ONLY when using rigid pipe (See manual for Approved Rigid Pipe Vent Systems).															
RIGID VENT PIPE																
	6" length (Black)	46DVA-06B	2	Yes	Yes	Yes	-	-	Yes	Yes	Yes	Yes	Yes	Yes	\$108	
	9" length (Black) - 2-4 wk lead time	46DVA-09B	2	-	-	-	-	-	Yes	Yes	Yes	Yes	Yes	Yes	\$107	
	12" length (Galvanized)	46DVA-12	3	Yes	Yes	Yes	-	-	Yes	Yes	Yes	Yes	Yes	Yes	\$80	
	12" length (Black)	46DVA-12B	3	Yes	Yes	Yes	-	-	Yes	Yes	Yes	Yes	Yes	Yes	\$119	
	18" length (Galvanized)	46DVA-18	3	Yes	Yes	Yes	-	-	Yes	Yes	Yes	Yes	Yes	Yes	\$96	
	18" length (Black) - 2-4 wk lead time	46DVA-18B	3	Yes	Yes	Yes	-	-	Yes	Yes	Yes	Yes	Yes	Yes	\$134	
	24" length (Galvanized)	46DVA-24	4	-	-	-	-	-	Yes	Yes	Yes	Yes	Yes	Yes	\$110	
	24" length (Black)	46DVA-24B	5	-	-	-	-	-	Yes	Yes	Yes	Yes	Yes	Yes	\$154	
	36" length (Galvanized)	46DVA-36	7	Yes	Yes	Yes	-	-	Yes	Yes	Yes	Yes	Yes	Yes	\$134	
	36" length (Black)	46DVA-36B	7	Yes	Yes	Yes	-	-	Yes	Yes	Yes	Yes	Yes	Yes	\$188	
	48" length (Galvanized)	46DVA-48	8	Yes	Yes	Yes	-	-	Yes	Yes	Yes	Yes	Yes	Yes	\$160	
	48" length (Black)	46DVA-48B	8	Yes	Yes	Yes	-	-	Yes	Yes	Yes	Yes	Yes	Yes	\$225	
	60" length (Galvanized)	46DVA-60	10	Yes	Yes	Yes	-	-	Yes	Yes	Yes	Yes	Yes	Yes	\$214	
	60" length (Black) - 2-4 wk lead time	46DVA-60B	10	Yes	Yes	Yes	-	-	Yes	Yes	Yes	Yes	Yes	Yes	\$299	
	Pipe Extension Galv. 8-1/2"	46DVA-08A	1	Yes	Yes	Yes	-	-	Yes	Yes	Yes	Yes	Yes	Yes	\$60	
	Pipe Extension Black 8-1/2"	46DVA-08AB	2	Yes	Yes	Yes	-	-	Yes	Yes	Yes	Yes	Yes	Yes	\$92	
	Pipe Extension Galv. 16"	46DVA-16A	3	Yes	Yes	Yes	-	-	Yes	Yes	Yes	Yes	Yes	Yes	\$71	
	Pipe Extension Black 16"	46DVA-16AB	3	Yes	Yes	Yes	-	-	Yes	Yes	Yes	Yes	Yes	Yes	\$105	
	RIGID VENT ELBOWS															
		45" (Galvanized)	46DVA-E45	2	Yes	Yes	Yes	-	-	Yes	Yes	Yes	Yes	Yes	Yes	\$109
45" (Black) - 2-4 wk lead time		46DVA-E45B	2	Yes	Yes	Yes	-	-	Yes	Yes	Yes	Yes	Yes	Yes	\$142	
90" (Galvanized)		46DVA-E90	3	Yes	Yes	Yes	-	-	Yes	Yes	Yes	Yes	Yes	Yes	\$127	
90" (Black)		46DVA-E90B	3	Yes	Yes	Yes	-	-	Yes	Yes	Yes	Yes	Yes	Yes	\$166	
TERMINATION CAPS																
	High wind vertical termination cap	46DVA-VCH	4	Yes	Yes	Yes	-	-	Yes	Yes	Yes	Yes	Yes	Yes	\$181	
	Vertical Termination Cap	46DVA-VC	2	Yes	Yes	Yes	-	-	Yes	Yes	Yes	Yes	Yes	Yes	\$214	
	Horizontal high wind termination cap	46DVA-HC	4	Yes	Yes	Yes	-	-	Yes	Yes	Yes	Yes	Yes	Yes	\$448	
SNORKELS																
	14" Rise Termination Cap - 2-4 wk lead time	46DVA-SNK14	12	Yes	Yes	Yes	Yes	-	-	Yes	Yes	Yes	Yes	Yes	\$1,196	
FLASHINGS																
	Adjustable Roof Flashing 0/12 — 6/12	46DVA-F6	4	Yes	Yes	Yes	Yes	-	-	Yes	Yes	Yes	Yes	Yes	\$77	
	Flat Roof Flashing - 2-4 wk lead time	46DVA-FF	3	Yes	Yes	Yes	Yes	-	-	Yes	Yes	Yes	Yes	Yes	\$117	
	Steep Roof Flashing 7/12 — 12/12	46DVA-F12	3	Yes	Yes	Yes	Yes	-	-	Yes	Yes	Yes	Yes	Yes	\$146	
OTHER																
	Ceiling Firestop	46DVA-FS	1	Yes	Yes	Yes	Yes	-	-	Yes	Yes	Yes	Yes	Yes	\$26	
	3" Co-linear Adapter (For use w/ 46DVA-VC or *VCH)	46DVA-GK	6	Yes	Yes	Yes	Yes	-	-	Yes	Yes	Yes	-	-	\$376	
	Storm Collar	46DVA-SC	1	Yes	Yes	Yes	Yes	-	-	Yes	Yes	Yes	Yes	Yes	\$22	
	Vinyl Siding Standoff - 2-4 wk lead time	46DVA-VSS	5	Yes	Yes	Yes	Yes	-	-	Yes	Yes	Yes	Yes	Yes	\$145	
	Wall Strap	46DVA-WS	1	Yes	Yes	Yes	Yes	-	-	Yes	Yes	Yes	Yes	Yes	\$48	
	Attic Insulation Shield	46DVA-IS	6	Yes	Yes	Yes	Yes	-	-	Yes	Yes	Yes	Yes	Yes	\$193	
	Wall Thimble	46DVA-WT	3	Yes	Yes	Yes	Yes	-	-	Yes	Yes	Yes	Yes	Yes	\$110	



## VENTING COMPONENTS

Gas Fireplaces

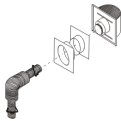
Regency Contemporary Gas Fireplaces

2025 Suggested Retail Price - USA

UNIT VENTING INFORMATION		B36	B41	G1200P
	Vent Size (Top)	5"x 8" *Reduce down to 4"x 6- 3/8"	5"x 8"	5"x 8"
	Vent Size (Rear)	5"x 8"	5"x 8"	
	Vent Type	DV	DV	DV
	Vent Location	Top or Rear	Top or Rear	Top

## VENTING OPTIONS FOR UNITS WITH 5" x 8" VENT

VERTICAL FLEX VENTING KITS (5" x 8")		Part no.	Weight	B36	B41	G1200P	Suggested Retail
	5x8 Vertical Flex Kit 20 Ft.	946-772	41	-	Yes	Yes	\$1,192
	5x8 Vertical Flex Extension Kit	946-769	24	-	Yes	Yes	\$611
	5x8 Vertical Flex Additional Floor Kit	946-770	8	-	Yes	Yes	\$182
	5x8 Flex to Flex Adaptor	946-771	3	-	Yes	Yes	\$141
Vertical Flex Kit Includes: 20ft. Flex Pipe with 10 Spacers (inner & outer pipe), 3 Wall Straps, Ceiling Firestop, Firestop Spacer, Brackets, Flex to Rigid Adaptor, Roof Support, 36 in. Rigid DuraVent Pipe, Storm Collar, High Wind Termination Cap, Hardware, Instruction Sheet.							
Vertical Flex Extension Kit Includes: 20ft. Flex Pipe with 10 Spacers (inner & outer pipe), 3 Wall Straps, Flex to Flex Adaptor, Hardware, Instruction Sheet.							
Additional Floor Kit Includes: Ceiling Firestop, Firestop Spacer (to prevent debris from falling into the firestop).							

ASTROCAP™ VENTING (5" x 8")		Part no.	Weight	B36	B41	G1200P	Suggested Retail
HORIZONTAL FLEX VENT							MUST CHOOSE ONE
	4 foot run	946-615	14	Yes	Yes	Yes	\$859
	6 foot run	946-618	8	-	Yes	Yes	\$919
	10 foot run	946-616	20	-	Yes	Yes	\$1,000
	Kit includes: • AstroCapXL™ • 4' or 6' or 10' of Z flex 5" x 8" coaxial liner • Vinyl siding standoff • Wall thimble • Screws • Tube of high temperature sealant • Spacer springs • Instruction sheet (As an alternative, use the Approved Rigid Pipe Vent Systems - See Manual)						
	Horizontal vent guard - 2-4 wk lead time	946-604/P	8	Yes	Yes	Yes	\$207
This Vent Guard is required when the AstroCapXL™ is installed above grade at 7 feet or lower.							

## IF INSTALLING THROUGH VINYL SIDING

	AstroCapXL™ Vinyl siding standoff	946-625	1	Yes	Yes	Yes	\$71
	Required ONLY on homes with vinyl siding. NOTE: Already Included with AstroCap 5"x 8" Flex Vent Kits						
	Wall Thimble - 2-4 wk lead time	58DVA-WT	5	Yes	Yes	Yes	\$149
	Wall Firestop - 2-4 wk lead time	58DVA-WFS	3	Yes	Yes	Yes	\$141

OPTIONAL VENTING ACCESSORIES (5" x 8" VENT)		Part no.	Weight	B36	B41	G1200P	Suggested Retail
	AstroCapXL Rear Vent Kit - 2-4 wk lead time	946-612	17	Yes	Yes	-	\$813
	Designed for a minimum vent configuration when using a Rear Vent application with a Horizontal termination in a Corner Installation Kit Includes: • AstroCapXL (946-623/P) • Rigid Pipe Adaptor (770-994) • Vinyl siding standoff (946-625) • Wall thimble (58DVA-WT) • 6" galvanized rigid pipe (58DVA-06) • 8-1/2" galvanized pipe extension (58DVA-08A) • 45° galvanized elbow (58DVA-E45) • 90ml MillPac (948-128)						
	AstroCap™ XL Horizontal Termination	946-623/P	4	Yes	Yes	Yes	\$323
	Mill Pac Blk 90 ml Hi Temp Seal	948-128	1	Yes	Yes	Yes	NetDealerOnly
	Mill Pac Blk 300 ml Hi Temp Seal	948-143	1	Yes	Yes	Yes	NetDealerOnly

All prices are in U.S. dollars.  
Prices subject to change without notice.  
There is a 20% restocking charge.

© 2025 Fireplace Products U.S. Inc.


Gas Fireplaces - 20  
Effective: June 2, 2025  
Printed: Jun 23, 2025 - E. & O.E.





Regency Contemporary Gas Fireplaces

VENTING COMPONENTS	
	Gas Fireplaces
2025 Suggested Retail Price - USA	

SIMPSON DURAVENT PRO VENTING (5" x 8")		Part no.	Weight	B36	B41	G1200P	Suggested Retail
		<b>Rigid Pipe Adapter</b>	770-994	3	Yes	Yes	Yes
		Required ONLY when using rigid pipe (See manual for Approved Rigid Pipe Vent Systems).					
							\$121
RIGID VENT PIPE		IF VENTING WITH DURAVENT PRO - MUST CHOOSE					
		MUST CHOOSE ONE					
	6" length (Galvanized) - 2-4 wk lead time	58DVA-06	2	Yes	Yes	Yes	\$72
	9" length (Galvanized) - 2-4 wk lead time	58DVA-09	2	Yes	Yes	Yes	\$82
	12" length (Galvanized)	58DVA-12	3	Yes	Yes	Yes	\$95
	18" length (Galvanized) - 2-4 wk lead time	58DVA-18	5	Yes	Yes	Yes	\$112
	24" length (Galvanized)	58DVA-24	5	Yes	Yes	Yes	\$129
	36" length (Galvanized)	58DVA-36	7	Yes	Yes	Yes	\$158
	48" length (Galvanized)	58DVA-48	10	-	Yes	Yes	\$189
	60" length (Galvanized)	58DVA-60	10	-	Yes	Yes	\$251
	Pipe Extension Galv. 8-1/2" - 2-4 wk lead time	58DVA-08A	2	Yes	Yes	Yes	\$70
	Pipe Extension Galv. 16"	58DVA-16A	5	Yes	Yes	Yes	\$89
RIGID VENT ELBOWS							
	45° (Galvanized)	58DVA-E45	2	Yes	Yes	Yes	\$132
	90° (Galvanized)	58DVA-E90	3	Yes	Yes	Yes	\$155
TERMINATION CAPS							
	High wind vertical termination cap	58DVA-VCH	3	-	Yes	Yes	\$215
SNORKELS							
	14" Rise Termination Cap - 2-4 wk lead time	58DVA-SNK14	11	Yes	Yes	Yes	\$1,316
FLASHINGS							
	Adjustable Roof Flashing 0/12 — 6/12 - 2-4 wk lead time	58DVA-F6	3	Yes	Yes	Yes	\$143
	Steep Roof Flashing 7/12 — 12/12	58DVA-F12	4	Yes	Yes	Yes	\$253
OTHER VENTING COMPONENTS							
	Ceiling Firestop	58DVA-FS	1	-	Yes	Yes	\$33
	Storm Collar	58DVA-SC	1	-	Yes	Yes	\$37
	Vinyl Siding Standoff - 2-4 wk lead time	58DVA-VSS	5	Yes	Yes	Yes	\$225
	Wall Thimble - 2-4 wk lead time	58DVA-WT	5	Yes	Yes	Yes	\$149
	Attic Insulation Shield	58DVA-IS	9	Yes	Yes	Yes	\$242
	Wall Firestop - 2-4 wk lead time	58DVA-WFS	3	Yes	Yes	Yes	\$141

All prices are in U.S. dollars.  
Prices subject to change without notice.  
There is a 20% restocking charge.

© 2025 Fireplace Products U.S. Inc.

Gas Fireplaces - 21  
Effective: June 2, 2025  
Printed: Jun 23, 2025 - E. & O.E.

# TABLE OF CONTENTS

*2025 USA Retail Pricing for:*

## CONTEMPORARY GAS FIREPLACES

Gas Efficiency Table	2
Glass Viewing Area	3
Crystal & Firebead Chart	23
<b>Regency Horizon™ Gas Fireplaces</b>	
HZ40E	24
U900E	25
U1500E	26
HZ54E	27
Common Accessories	28
Venting Components	28 29 30 31

## GLASS CRYSTALS/FIREBEADS INSTALLATION ON BURNER

### SEE UNIT MANUAL FOR DETAILED INSTALLATION INSTRUCTIONS

Spread the media evenly over the burner. Ensure the media does not overlap excessively as this will affect the flame pattern.

#### IMPORTANT NOTE:

Only the supplied approved media are to be used with these fireplaces. Use of any other type of media can alter the unit's performance. Any damage caused by the use of any unapproved media will not be covered under the warranty. When using Ceramic Spa or Volcanic Stones DO NOT cover burner ports or pilot light that lead to the pilot flame.

BURNER PACKAGES			
UNIT	GLASS CRYSTALS*	FIREBEADS*	STONES - SPA / CERAMIC / VOLCANIC*
HZ40E	2 LBS	3 LBS	1.5 LBS GLASS + 30 SPA STONES
			1.5 LBS GLASS + 25 VOLCANIC STONES
			2 LBS FIREBEADS + 30 SPA STONES
			2 LBS FIREBEADS + 25 VOLCANIC STONES
HZ54E	3 LBS	4 LBS	1 LB GLASS + 2 PACKAGES OF SPA STONES
			2 LBS GLASS + 35 SPA STONES
			2 LBS GLASS + 40 VOLCANIC STONES
			3 LB FIREBEADS + 2 PACKAGES OF SPA STONES
			3 LBS FIREBEADS + 40 VOLCANIC STONES
HRI3E	4 LBS**	4 LBS**	4 LBS GLASS or FIREBEADS + 1 PACKAGE OF SPA STONES
			4 LBS GLASS or FIREBEADS + 26 VOLCANIC STONES
			4 LBS GLASS + 1 BAG OF PEBBLES
HRI4E	8 LBS **	8 LBS**	7 LBS GLASS + 1 PACKAGE OF SPA STONES
			4 LBS GLASS + 26 VOLCANIC STONES
			8 LBS GLASS + 1 PACKAGE OF SPA STONES
			8 LBS GLASS + 26 VOLCANIC STONES
HRI6E	11 LBS**	11 LBS**	10 LBS GLASS + 1 PACKAGE OF SPA STONES
			8 LBS GLASS + 40 VOLCANIC STONES
			8 LBS GLASS + 30 CERAMIC STONES
			11 LBS FIREBEADS + 1 PACKAGE OF SPA STONES
			11 LBS FIREBEADS + 40 VOLCANIC STONES
			11 LBS FIREBEADS + 30 CERAMIC STONES

## GLASS CRYSTALS/FIREBEADS INSTALLATION AROUND THE BURNER (FIREBOX FLOOR)

BURNER PACKAGES			
UNIT	GLASS CRYSTALS*	FIREBEADS*	PEBBLES*
HZ40E	5 LBS	5 LBS	2 packages (6 x bags pebbles)
HZ54E	6 LBS	9 LBS	2 packages (6 x bags pebbles)
HRI4E	8 LBS**	8 LBS**	1 package (3 x bags pebbles)
HRI6E	11 LBS**	11 LBS**	3 packages (ONLY USE 5 x bags pebbles)

\*Not supplied with the unit. Must be purchased separately - see quantities above.

\*\*Spread evenly over the burner & firebox floor

Glass Crystals and Firebeads are available in 1 lb and 5 lb bags


All prices are in U.S. dollars.

Prices subject to change without notice.














There is a 20% restocking charge.








© 2025 Fireplace Products U.S. Inc.

Effective: June 2, 2025  
Printed: Jun 23, 2025 - E. & O.E.

BASIC EQUIPMENT		Part no.	Weight	Suggested Retail
BODY				
	Natural Gas Unit	HZ40E-NG11	250	\$3,569
	Propane Unit	HZ40E-LP11	264	\$3,569
	• HZ40E : 26 000 BTU turn down to 18 000 BTU (NG) & 25 500 BTU turn down to 21 000 BTU (LP)			
	• HZ40E : NG efficiency 69.70%; LP efficiency 72.03%			
	• Electronic Ignition (includes SureFire™ switch) & Proflame I remote with 5 Sec FFRT			
• Standard unit includes: body, ceramic glass, 30 inch burner, 4"x 6-¾", 45 ° direct vent, non-combustible board, safety screen and GTMF Remote.				
This unit requires non-combustible facing. Please see Spec Sheet or Install Manual for complete details.				
Check <a href="http://www.regencyignite.com">www.regencyignite.com</a> for the latest instruction manual				

SAMPLE PRICING:	Suggested Retail
HZ40E (NG) with Black Inner Door Frame, 2 lbs of black reflective crystals	\$3,677
HZ40E (LP) with Black Inner Door Frame, 2 lbs of black reflective crystals	\$3,677

REQUIRED EQUIPMENT		Part no.	Weight	Suggested Retail
INNER DOOR FRAME (FOR CLEAN EDGE FINISH AND OUTER FACEPLATE DESIGN)		MUST CHOOSE ONE		
	Black	258-964	6	\$78
	Stainless Steel (Brushed)	258-967	5	\$144
Inner Door Frame Dimensions: 39-1/16" W x 15-1/4" H.				
CRYSTALS (FOR BUNER OR FIREBOX FLOOR)		MUST CHOOSE EITHER CRYSTALS OR FIREBEADS		
  	5 LB BAG	MUST CHOOSE ONE BAG		
	Black Reflective Crystals	946-775	5	\$50
	Copper Crystals	946-776	5	\$50
	Starfire Crystals	946-777	5	\$50
	1 LB BAG			
  	Black Reflective Crystals	946-675	1	\$15
	Copper Crystals	946-676	1	\$15
	Starfire Crystals	946-677	1	\$15
	2 lb required for the burner. 5 lbs needed to be placed around the burner.			
	FIREBEADS (FOR BUNER OR FIREBOX FLOOR)		MUST CHOOSE EITHER CRYSTALS OR FIREBEADS	
  	5 LB BAG	MUST CHOOSE ONE BAG		
	Black Firebeads	946-739	5	\$45
	Caramel Luster Firebeads (Light Brown)	946-742	5	\$45
	Glacier Ice Firebeads (Clear White)	946-741	5	\$45
	1 LB BAG			
  	Black Firebeads	946-735	1	\$15
	Caramel Luster Firebeads (Light Brown)	946-738	1	\$15
	Glacier Ice Firebeads (Clear White)	946-737	1	\$15
	3 lb required for burner, 5 lbs needed to be placed around the burner			

ACCESSORIES		Part No.	Weight	Suggested Retail
FACEPLATE - OUTER FACEPLATE DESIGN		REQUIRES INNER DOOR FRAME		
	Black	256-934	8	\$435
	Stainless Steel (Brushed)	256-937	8	\$721
	Faceplate Dimensions: 43-1/16" W x 20-9/16" H			
VERONA FACEPLATE - 4 PIECE DESIGN		REQUIRES INNER DOOR FRAME		
	Black	258-954	11	\$747
	Stainless Steel (Brushed)	258-957	11	\$1,088
	Faceplate Dimensions: 44" W x 20-7/8" H.			
VERONA GLASS SURROUNDS - 4 PIECE DESIGN		REQUIRES INNER DOOR FRAME		
	Pure Black	256-951	21	\$1,076
	Surround Dimensions: 44" W x 20-7/8" H			
BLOWER				
	Remote operated variable speed blower	258-917	9	\$386
	Includes thermostatic operation with fan control module controller using GTMF remote			
REFLECTIVE PANELS				
	Black Enamel Inner Reflective Panels	256-908	15	\$351
	3-Sided contemporary panels for enhanced fire & modern styling.			
FRAMING				
	Steel Stud Framing Kit - <i>RECOMMENDED</i>	258-900	20	\$244
	See manual for details			
LOG SET (FOR HZ40E BURNER)				
	Ceramic Driftwood Log Set	256-930/P	13	\$490
	Create a coastal look for your HZ40E with a 7-piece ceramic driftwood log set.			
	***Requires 1.5 Lbs Crystals or Beads*** If crystals or beads previously installed, remove 0.5 or 1.5 Lbs from burner.			
More Accessories & Venting Components at the end of this Section				

**More Accessories & Venting Components at the end of this Section**

All prices are in U.S. dollars.

Prices subject to change without notice.

There is a 20% restocking charge.


© 2025 Fireplace Products U.S. Inc.

Gas Fireplaces - 24  
 Effective: June 2, 2025  
 Printed: Jun 23, 2025 - E & O.E.




**Regency Ultimate™ Gas Fireplaces**

2025 Suggested Retail Price - USA



BASIC EQUIPMENT		Part no.	Weight	Suggested Retail
BODY				
	Natural Gas Unit	U900E-NG11	274	\$4,590
	Propane Unit	U900E-LP11	274	\$4,590
	Non-Combustible Board <b>(REQUIRED)</b>	636-936	17	No Charge
	<ul style="list-style-type: none"><li>• U900E : 34 000 BTU turn down to 23 500 BTU (NG) &amp; 31 500 BTU turn down to 25 000 BTU (LP)</li><li>• U900E : NG efficiency 73.31%; LP efficiency 73.77%</li><li>• Electronic Ignition (includes SureFire™ switch) &amp; Proflame II remote with 5 Sec FFRT</li></ul>			
	<ul style="list-style-type: none"><li>• Standard unit includes: body, ceramic glass, glowing linear emberbed with logs, enamel panels, blower, 4"x 6-¾"top vent and safety screen</li></ul>			
<i>This unit requires non-combustible facing. Please see Spec Sheet or Install Manual for complete details.</i>				
<b>Check <a href="http://www.regencyignite.com">www.regencyignite.com</a> for the latest instruction manual</b>				

SAMPLE PRICING:	Suggested Retail
U900E (NG) with Black Inner Door Frame	\$4,797
U900E (LP) with Black Inner Door Frame	\$4,797

REQUIRED EQUIPMENT		Part no.	Weight	Suggested Retail
INNER DOOR FRAME (FOR CLEAN EDGE FINISH)		MUST CHOOSE ONE		
	Black	636-914	8	\$207
	Inner Door Frame Dimensions: 39-1/16" W x 15-1/4" H.			
FACEPLATE - OUTER FACEPLATE DESIGN				
	Black faceplate & inner door frame	636-924	16	\$305
	Faceplate Dimensions: 43-1/16" W x 20-9/16" H			
GLASS SURROUND - 4 PIECE DESIGN				
	Pure Black & Glossy inner door frame	636-951	31	\$1,089
	Surround Dimensions: 47" W x 25-1/4" H			

ACCESSORIES		Part No.	Weight	Suggested Retail
FINISHING TRIM (FOR CLEAN FACE)		REQUIRES INNER DOOR FRAME		
	Finishing trim for clean face design	467-928	7	\$148
	See manual for details			
FRAMING				
	Steel Stud Framing Kit - RECOMMENDED	467-900	18	\$236
	See manual for details			
HEATWAVE DISTRUBUTION				
	Heatwave Kit	946-753	24	\$742
Venting Components at the end of this Section				

All prices are in U.S. dollars.  
 Prices subject to change without notice.  
 There is a 20% restocking charge.


© 2025 Fireplace Products U.S. Inc.

Gas Fireplaces - 25  
 Effective: June 2, 2025  
 Printed: Jun 23, 2025 - E. & O.E.




**Regency Ultimate™ Gas Fireplaces**

2025 Suggested Retail Price - USA



BASIC EQUIPMENT		Part no.	Weight	Suggested Retail
<b>BODY</b>				
	Natural Gas Unit	U1500E-NG11	360	\$5,357
	LP Conversion Kit for U1500E-NG11	676-977	1	\$96
	Non-Combustible Board (REQUIRED)	676-936	23	No Charge
	<ul style="list-style-type: none"> <li>• U1500E : 43 000 BTU turn down to 29 000 BTU (NG) &amp; 42 000 BTU turn down to 33 500 BTU (LP)</li> <li>• U1500E : NG efficiency 73.72%; LP efficiency 74.67%</li> <li>• Electronic Ignition (includes SureFire™ switch) &amp; Proflame II remote with 5 Sec FFRT</li> <li>• Standard unit includes: body, ceramic glass, glowing linear emberbed with logs, enamel panels, blower, 5"x 8" top vent and safety screen</li> </ul> <p><i>This unit requires non-combustible facing. Please see Spec Sheet or Install Manual for complete details.</i></p> <p>Check <a href="http://www.regencyignite.com">www.regencyignite.com</a> for the latest instruction manual</p>			

SAMPLE PRICING:		Suggested Retail
U1500E (NG) with Black Inner Door Frame		\$5,564
U1500E (LP) with Black Inner Door Frame		\$5,660

REQUIRED EQUIPMENT		Part no.	Weight	Suggested Retail
<b>INNER DOOR FRAME (FOR CLEAN EDGE FINISH)</b>				<b>MUST CHOOSE ONE</b>
	Black	676-922	8	\$207
	Inner Door Frame Dimensions: 49 8/9" W x 18" H			
<b>FACEPLATE - OUTER FACEPLATE DESIGN</b>				
	Black faceplate & inner door frame	676-938	20	\$326
	Faceplate Dimensions: 53-1/2" W x 21-3/4" H			
<b>GLASS SURROUND - 4 PIECE DESIGN</b>				
	Pure Black & Glossy inner door frame	676-951	37	\$1,138
	Surround Dimensions: 57-1/2" W x 25-3/4" H			

ACCESSORIES		Part No.	Weight	Suggested Retail
FINISHING TRIM (FOR CLEAN FACE)		REQUIRES INNER DOOR FRAME		
	Finishing trim for clean face design	606-928	9	\$154
	See manual for details			
FRAMING				
	Steel Stud Framing Kit - RECOMMENDED	676-900	21	\$239
	See manual for details			
Venting Components at the end of this Section				

All prices are in U.S. dollars.  
 Prices subject to change without notice.  
 There is a 20% restocking charge.

© 2025 Fireplace Products U.S. Inc.


Gas Fireplaces - 26  
 Effective: June 2, 2025  
 Printed: Jun 23, 2025 - E. & O.E.











HZ54E
Contemporary Gas Fireplace

### Regency Horizon™ Gas Fireplaces

2025 Suggested Retail Price - USA

BASIC EQUIPMENT		Part no.	Weight	Suggested Retail
BODY				
	Natural Gas Unit	HZ54E-NG11	280	\$3,569
	Propane Unit	HZ54E-LP11	316	\$3,569
	Non-Combustible Board (required)	476-936	24	No Charge
	• HZ54E : 41 500 BTU turn down to 29 000 BTU (NG) & 37 000 BTU turn down to 30 000 BTU (LP)			
	• HZ54E : NG efficiency 69.36%; LP efficiency 72.02%			
• Electronic Ignition (includes SureFire™ switch) & Proflame I remote with 5 Sec FFRT				
• Standard unit includes: body, ceramic glass, 39 inch burner, black firebox floor, On/Off wall control, 5" x 8" top vent, safety screen and GTMF remote.				
This unit requires non-combustible facing (see below). Please see Spec Sheet or Install Manual for complete details.				
Check <a href="http://www.regencyignite.com">www.regencyignite.com</a> for the latest instruction manual				

SAMPLE PRICING:	Suggested Retail
HZ54E (NG) with Black Faceplate & Door Frame, 3 lbs of black reflective crystals	\$3,974
HZ54E (LP) with Black Faceplate & Door Frame, 3 lbs of black reflective crystals	\$3,974




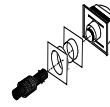






REQUIRED EQUIPMENT		Part no.	Weight	Suggested Retail
FACEPLATE & DOOR FRAME - PERFECT EDGE DESIGN		MUST CHOOSE ONE		
	Black	478-924	20	\$360
	Stainless Steel (Brushed)	478-927	19	\$772
	Faceplate Dimensions: 56-11/16" W x 25-1/8" H			
VERONA 54 GLASS SURROUNDS - 4 PIECE DESIGN (INCLUDES INNER DOOR FRAME)				
	Pure Black	478-951	37	\$1,172
	Surround Dimensions: 58-9/16" W x 27-1/8" H. Inner door frame will match the color of the glass surround			
 <small>Crystals - Black</small>  <small>Crystals - Copper</small>  <small>Crystals - Starfire</small>	CRYSTALS (FOR BURNER OR FIREBOX FLOOR)		MUST CHOOSE EITHER CRYSTALS OR FIREBEADS	
	5 LB BAG		MUST CHOOSE ONE BAG	
	Black Reflective Crystals	946-775	5	\$50
	Copper Crystals	946-776	5	\$50
	Starfire Crystals	946-777	5	\$50
	1 LB BAG		MUST CHOOSE FOUR BAGS	
	Black Reflective Crystals	946-675	1	\$15
	Copper Crystals	946-676	1	\$15
	Starfire Crystals	946-677	1	\$15
	3 lb required for the burner. 6 lbs needed to be placed around the burner.			
 <small>Firebeads - Black</small>  <small>Firebeads - Caramel Luster</small>  <small>Firebeads - Glacier Ice</small>	FIREBEADS (FOR BURNER OR FIREBOX FLOOR)		MUST CHOOSE EITHER CRYSTALS OR FIREBEADS	
	5 LB BAG		MUST CHOOSE TWO BAGS	
	Black Firebeads	946-739	5	\$45
	Caramel Luster Firebeads (Light Brown)	946-742	5	\$45
	Glacier Ice Firebeads (Clear White)	946-741	5	\$45
	1 LB BAG		MUST CHOOSE THREE BAGS	
	Black Firebeads	946-735	1	\$15
	Caramel Luster Firebeads (Light Brown)	946-738	1	\$15
	Glacier Ice Firebeads (Clear White)	946-737	1	\$15
	4 lb required for burner. 9 lbs needed to be placed around the burner			

ACCESSORIES		Part no.	Weight	
BLOWER				
	Remote operated variable speed blower	478-915	11	\$407
Includes thermostatic operation with fan control module, using GTMF remote				
REFLECTIVE PANELS				
	Black Enamel Inner Reflective Panels	476-908	18	\$352
3-Sided reflective panels accentuate the fire of the HZ54E.				
FRAMING				
	Steel Stud Framing Kit <i>RECOMMENDED</i>	478-900	20	\$214
See Page 15 in the manual for details				
LOG SET (FOR HZ54E BURNER)				
	Ceramic Driftwood Log Set	256-930/P	13	\$490
Create a coastal look for your HZ54E with a 7-piece ceramic driftwood log set.				
***Requires 2 Lbs Crystals or Beads*** If crystals or beads previously installed, remove 1 or 2 Lbs from burner.				
More Accessories & Venting Components at the end of this Section				

All prices are in U.S. dollars.  
Prices subject to change without notice.  
There is a 20% restocking charge.

© 2025 Fireplace Products U.S. Inc.

Gas Fireplaces - 27  
Effective: June 2, 2025  
Printed: Jun 23, 2025 - E. & O.E.

UNIT VENTING INFORMATION				HZ40E	U900E	U1500E	HZ54E	
	Vent Size			4"x 6-3/4"	4"x 6-3/4"	5"x 8"	5"x 8"	
	Vent Type			DV	DV	DV	DV	
	Vent Location			45°	Top	Top	Top	
ACCESSORIES		Part no.	Weight	HZ40E	U900E	U1500E	HZ54E	Suggested Retail
	Ceramic Spa Stones	946-674	2	Yes	-	-	Yes	\$303
	Slate Black & Gray Basalt Volcanic Stones	946-710	16	Yes	-	-	Yes	\$130
	Ivory & Tan Basalt Volcanic Stones	946-711	16	Yes	-	-	Yes	\$130
	Cover the Crystals with decorative volcanic basalt natural stones.							
	Natural River Pebbles	946-672	6	Yes	-	-	Yes	\$50
Add Optional River Pebbles to the base of your firebox to accent the Fire.								
	Remote Control Holders	946-703	3	Yes	Yes	Yes	Yes	NetDealerOnly
Shipped in a box of 15. White powder coated steel. Includes 2 Stainless Steel screws, if you choose to mount to a wall.								
Box can be displayed on your retail counter. Use in your showroom, sell them to customers, or use them as part of a promotion.								
CONTROLS - FOR USE IN ADDITION OF SUPPLIED REMOTE		Part no.	Weight	HZ40E	U900E	U1500E	HZ54E	Suggested Retail
	Basic wall thermostat	911-138	1	Yes	Yes	Yes	Yes	\$61
Manual temperature setting.								
	Programmable wall thermostat	910-404/P	1	Yes	Yes	Yes	Yes	\$130
5 day weekday and 2 day weekend multi-cycle programming for optimum control. Allows up to 4 temperature settings per day to fine tune heating requirements. Its Energy Management Recovery (EMR) system automatically calculates when to begin raising and lowering the temperature to ensure the desired room temperature is reached at the appropriate setpoint times.								
OPTIONAL HEAT MANAGEMENT ACCESSORIES		Part no.	Weight	HZ40E	U900E	U1500E	HZ54E	Suggested Retail
	Heat Wave™ power duct system	946-556	20	Yes	Yes	Yes	Yes	\$727
Enables quiet and effective heat transfer to adjacent rooms. Up to 2 Heat Wave Systems per fireplace.								
System includes: 20' x 6" flexible ducting, attachment collars, blower, floor/wall grille, wiring and switch.								
VENTING OPTIONS FOR UNITS WITH 4" x 6-5/8" VENT								
VERTICAL FLEX VENTING KITS (4" x 6-5/8")		Part no.	Weight	HZ40E	U900E	U1500E	HZ54E	Suggested Retail
	Vertical Flex Venting Kit	946-755	36	Yes	Yes	-	-	\$975
	Vertical Flex Extension Kit	946-756	21	Yes	Yes	-	-	\$500
	Additional Floor Kit	946-757	8	Yes	Yes	-	-	\$91
	Flex to Flex Adaptor - 2-4 wk lead time	948-367/P	2	Yes	Yes	-	-	\$101
Vertical Flex Kit Includes: 20ft. Flex Pipe with 10 Spacers (inner & outer pipe), 3 Wall Straps, Ceiling Firestop, Firestop Spacer, Brackets, Flex to Rigid Adaptor, Roof Support, 36 in. Rigid DuraVent Pipe, Storm Collar, High Wind Termination Cap, Hardware, Instruction Sheet.								
Vertical Flex Extension Kit Includes: 20ft. Flex Pipe with 10 Spacers (inner & outer pipe), 3 Wall Straps, Flex to Flex Adaptor, Hardware, Instruction Sheet.								
Additional Floor Kit Includes: Ceiling Firestop, Firestop Spacer (to prevent debris from falling into the firestop).								
ASTROCAP™ HORIZONTAL FLEX VENTING KITS (4" x 6-5/8")		Part no.	Weight	HZ40E	U900E	U1500E	HZ54E	Suggested Retail
	2 foot run	946-513	10	Yes	Yes	-	-	\$379
	4 foot run	946-515	12	Yes	Yes	-	-	\$444
	10 foot run	946-516	15	Yes	Yes	-	-	\$566
Kit includes: • AstroCap™ • 2', 4' or 10' of Z flex 4" x 6-7/8" coaxial liner • Wall thimble • Screws								
• Tube of high temperature sealant • Spacer springs • Instruction sheet								
(As an alternative, use the Rigid Pipe Adapter & Approved Rigid Pipe Vent Systems - See Manual)								
IF INSTALLING THROUGH VINYL SIDING								
	AstroCap™ vinyl siding standoff	946-206	1	Yes	Yes	-	-	\$56
Required ONLY on homes with vinyl siding.								
IF VENTING WITH RIGID PIPE								
	Rigid Pipe Adapter	510-994	3	Yes	Yes	-	-	\$96
Required ONLY when using rigid pipe (See manual for Approved Rigid Pipe Vent Systems).								
OPTIONAL VENTING ACCESSORIES (4" x 6-5/8" VENT)								
	Horizontal vent guard	946-506/P	9	Yes	Yes	-	-	\$202
For AstroCap™, AstroCap™ XL and Simpson Dura-Vent caps only.								
	AstroCap™ Horizontal Termination	946-523/P	4	Yes	Yes	-	-	\$298
	Riser vent terminal	640-530/P	7	Yes	Yes	-	-	\$394
The Riser vent terminal is an optional vent termination that allows closer clearance to grade.								
	Vinyl siding standoff for 640-530/P	946-205	4	Yes	Yes	-	-	\$131
Required ONLY on homes with vinyl siding.								
	Vent guard for 640-530/P - 2-4 wk lead time	946-208/P	5	Yes	Yes	-	-	\$197
	Mill Pac Blk 90 ml Hi Temp Seal	948-128	1	Yes	Yes	Yes	Yes	NetDealerOnly
	Mill Pac Blk 300 ml Hi Temp Seal	948-143	1	Yes	Yes	Yes	Yes	NetDealerOnly
HEARTH MOUNTED (COAXIAL TO COLINEAR)								
	Co-linear vertical termination cap & flashing	946-529	7	Yes	Yes	-	-	\$278
	3" X 35' Flex chimney liner	948-305	11	Yes	Yes	-	-	\$207
	Coaxial-to-colinear adapter kit	946-563	6	Yes	Yes	-	-	\$197

All prices are in U.S. dollars.

Gas Fireplaces - 28

Prices subject to change without notice.

Effective: June 2, 2025

There is a 20% restocking charge.

Printed: Jun 23, 2025 - E. & O.E.



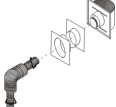


**COMMON VENTING**

Contemporary Gas Fireplaces

Regency Contemporary Gas Fireplaces

2025 Suggested Retail Price - USA

UNIT VENTING INFORMATION		U1500E	HZ54E
	Vent Size ( <i>Top</i> )	5" x 8"	5" x 8"
	Vent Type	DV	DV
	Vent Location	Top	Top

VENTING OPTIONS FOR UNITS WITH 5" x 8" VENT						
VERTICAL FLEX VENTING KITS (5" x 8")		Part no.	Weight	U1500E	HZ54E	Suggested Retail
	5x8 Vertical Flex Kit 20 Ft.	946-772	41	Yes	Yes	\$1,192
	5x8 Vertical Flex Extension Kit	946-769	24	Yes	Yes	\$611
	5x8 Vertical Flex Additional Floor Kit	946-770	8	Yes	Yes	\$182
	5x8 Flex to Flex Adaptor	946-771	3	Yes	Yes	\$141
	Vertical Flex Kit Includes: 20ft. Flex Pipe with 10 Spacers (inner & outer pipe), 3 Wall Straps, Ceiling Firestop, Firestop Spacer, Brackets, Flex to Rigid Adaptor, Roof Support, 36 in. Rigid DuraVent Pipe, Storm Collar, High Wind Termination Cap, Hardware, Instruction Sheet.  Vertical Flex Extension Kit Includes: 20ft. Flex Pipe with 10 Spacers (inner & outer pipe), 3 Wall Straps, Flex to Flex Adaptor, Hardware, Instruction Sheet.  Additional Floor Kit Includes: Ceiling Firestop, Firestop Spacer (to prevent debris from falling into the firestop).					
ASTROCAP™ VENTING (5" x 8")		Part no.	Weight	U1500E	HZ54E	Suggested Retail
IF VENTING WITH DURAVENT PRO - MUST CHOOSE						
	Rigid Pipe Adapter	770-994	3	Yes	Yes	\$121
Required ONLY when using rigid pipe (See manual for Approved Rigid Pipe Vent Systems).						
HORIZONTAL FLEX VENT		IF VENTING WITH REGENCY FLEX - MUST CHOOSE ONE				
	4 foot run	946-615	14	Yes	Yes	\$859
	6 foot run	946-618	8	Yes	Yes	\$919
	10 foot run	946-616	20	Yes	Yes	\$1,000
Kit includes: • AstroCapXL™ • 4' or 6' or 10' of Z flex 5" x 8" coaxial liner • Vinyl siding standoff • Wall thimble • Screws • Tube of high temperature sealant • Spacer springs • Instruction sheet  (As an alternative, use the Approved Rigid Pipe Vent Systems - See Manual)						
	Horizontal vent guard - 2-4 wk lead time	946-604/P	8	Yes	Yes	\$207
	This Vent Guard is required when the AstroCapXL™ is installed above grade at 7 feet or lower.					
IF INSTALLING THROUGH VINYL SIDING						
	AstroCapXL™ Vinyl siding standoff	946-625	1	Yes	Yes	\$71
	Required ONLY on homes with vinyl siding. NOTE: Already Included with AstroCap 5"x 8" Flex Vent Kits					
TERMINATION CAPS						
	AstroCapXL™ Horizontal Termination	946-623/P	4	Yes	Yes	\$323

All prices are in U.S. dollars.

Prices subject to change without notice.

There is a 20% restocking charge.

Gas Fireplaces - 29

Effective: June 2, 2025

Printed: Jun 23, 2025 - E. &amp; O.E.

**DURAVENT****Contemporary Gas Fireplaces**  
**2025 Suggested Retail Price - USA**

UNIT VENTING INFORMATION				U1500E	HZ54E	
	Vent Size <i>(Top)</i>		5" x 8"	5" x 8"		
	Vent Type		DV	DV		
	Vent Location		Top	Top		
SIMPSON DURAVENTPRO VENTING (5" x 8")		Part no.	Weight	U1500E	HZ54E	Suggested Retail
RIGID VENT PIPE						MUST CHOOSE ONE
	6" length (Galvanized) - 2-4 wk lead time	58DVA-06	2	Yes	Yes	\$72
	9" length (Galvanized) - 2-4 wk lead time	58DVA-09	2	Yes	Yes	\$82
	12" length (Galvanized)	58DVA-12	3	Yes	Yes	\$95
	18" length (Galvanized) - 2-4 wk lead time	58DVA-18	5	Yes	Yes	\$112
	24" length (Galvanized)	58DVA-24	5	Yes	Yes	\$129
	36" length (Galvanized)	58DVA-36	7	Yes	Yes	\$158
	48" length (Galvanized)	58DVA-48	10	Yes	Yes	\$189
	60" length (Galvanized)	58DVA-60	10	Yes	Yes	\$251
	Pipe Extension Galv. 8-1/2" - 2-4 wk lead time	58DVA-08A	2	Yes	Yes	\$70
Pipe Extension Galv. 16"	58DVA-16A	5	Yes	Yes	\$89	
RIGID VENT ELBOWS						
	45° (Galvanized)	58DVA-E45	2	Yes	Yes	\$132
	90° (Galvanized)	58DVA-E90	3	Yes	Yes	\$155
TERMINATION CAPS						
	High wind vertical termination cap	58DVA-VCH	3	Yes	Yes	\$215
SNORKELS						
	14" Rise Termination Cap - 2-4 wk lead time	58DVA-SNK14	11	Yes	Yes	\$1,316
FLASHINGS						
	Adjustable Roof Flashing 0/12 - 6/12 - 2-4 wk lead time	58DVA-F6	3	Yes	Yes	\$143
	Steep Roof Flashing 7/12 — 12/12	58DVA-F12	4	Yes	Yes	\$253
OTHER VENTING COMPONENTS						
	Ceiling Firestop	58DVA-FS	1	Yes	Yes	\$33
	Storm Collar	58DVA-SC	1	Yes	Yes	\$37
	Vinyl Siding Standoff - 2-4 wk lead time	58DVA-VSS	5	Yes	Yes	\$225
	Wall Thimble - 2-4 wk lead time	58DVA-WT	5	Yes	Yes	\$149
	Attic Insulation Shield	58DVA-IS	9	Yes	Yes	\$242
	Wall Firestop - 2-4 wk lead time	58DVA-WFS	3	Yes	Yes	\$141
OPTIONAL VENTING ACCESSORIES						
	Mill Pac Blk 90 ml Hi Temp Seal	948-128	1	Yes	Yes	NetDealerOnly
	Mill Pac Blk 300 ml Hi Temp Seal	948-143	1	Yes	Yes	NetDealerOnly

All prices are in U.S. dollars.

Prices subject to change without notice.

There is a 20% restocking charge.

Gas Fireplaces - 30

Effective: June 2, 2025


Printed: Jun 23, 2025 - E. &amp; O.E.



**DURAVENT**  
Contemporary Gas Fireplaces

Regency Contemporary Gas Fireplaces

2025 Suggested Retail Price - USA

UNIT VENTING INFORMATION						U1500E	HZ54E	
	Vent Size (Top)					5" x 8"	5" x 8"	
	Vent Type					DV	DV	
	Vent Location					Top	Top	
SIMPSON DURAVENTPRO VENTING (4" x 6-5/8")		Part no.	Weight	HZ40E	U900E	U1500E	HZ54E	Suggested Retail
IF VENTING WITH DURAVENT PRO - MUST CHOOSE								
	Rigid Pipe Adapter	510-994	3	Yes	Yes	-	-	\$96
	Required ONLY when using rigid pipe (See manual for Approved Rigid Pipe Vent Systems).							
RIGID VENT PIPE								
	6" length (Black)	46DVA-06B	2	Yes	Yes	-	-	\$108
	9" length (Black) - 2-4 wk lead time	46DVA-09B	2	Yes	Yes	-	-	\$107
	12" length (Galvanized)	46DVA-12	3	Yes	Yes	-	-	\$80
	12" length (Black)	46DVA-12B	3	Yes	Yes	-	-	\$119
	18" length (Galvanized)	46DVA-18	3	Yes	Yes	-	-	\$96
	18" length (Black) - 2-4 wk lead time	46DVA-18B	3	Yes	Yes	-	-	\$134
	24" length (Galvanized)	46DVA-24	4	Yes	Yes	-	-	\$110
	24" length (Black)	46DVA-24B	5	Yes	Yes	-	-	\$154
	36" length (Galvanized)	46DVA-36	7	Yes	Yes	-	-	\$134
	36" length (Black)	46DVA-36B	7	Yes	Yes	-	-	\$188
	48" length (Galvanized)	46DVA-48	8	Yes	Yes	-	-	\$160
	48" length (Black)	46DVA-48B	8	Yes	Yes	-	-	\$225
	60" length (Galvanized)	46DVA-60	10	Yes	Yes	-	-	\$214
	60" length (Black) - 2-4 wk lead time	46DVA-60B	10	Yes	Yes	-	-	\$299
	Pipe Extension Galv. 8-1/2"	46DVA-08A	1	Yes	Yes	-	-	\$60
	Pipe Extension Black 8-1/2"	46DVA-08AB	2	Yes	Yes	-	-	\$92
	Pipe Extension Galv. 16"	46DVA-16A	3	Yes	Yes	-	-	\$71
	Pipe Extension Black 16"	46DVA-16AB	3	Yes	Yes	-	-	\$105
RIGID VENT ELBOWS								
	45° (Galvanized)	46DVA-E45	2	Yes	Yes	-	-	\$109
	45° (Black) - 2-4 wk lead time	46DVA-E45B	2	Yes	Yes	-	-	\$142
	90° (Galvanized)	46DVA-E90	3	Yes	Yes	-	-	\$127
	90° (Black)	46DVA-E90B	3	Yes	Yes	-	-	\$166
TERMINATION CAPS								
	High wind vertical termination cap	46DVA-VCH	4	Yes	Yes	-	-	\$181
	Vertical Termination Cap	46DVA-VC	2	Yes	Yes	-	-	\$214
	High wind horizontal termination cap	46DVA-HC	4	Yes	Yes	-	-	\$448
SNORKELS								
	14" Rise Termination Cap - 2-4 wk lead time	46DVA-SNK14	12	Yes	Yes	-	-	\$1,196
FLASHINGS								
	Adjustable Roof Flashing 0/12 — 6/12	46DVA-F6	4	Yes	Yes	-	-	\$77
	Flat Roof Flashing - 2-4 wk lead time	46DVA-FF	3	Yes	Yes	-	-	\$117
	Steep Roof Flashing 7/12 — 12/12	46DVA-F12	3	Yes	Yes	-	-	\$146
OTHER								
	Ceiling Firestop	46DVA-FS	1	Yes	Yes	-	-	\$26
	3" Co-linear Adapter (For use w/ 46DVA-VC or *VCH)	46DVA-GK	6	Yes	Yes	-	-	\$376
	Storm Collar	46DVA-SC	1	Yes	Yes	-	-	\$22
	Vinyl Siding Standoff - 2-4 wk lead time	46DVA-VSS	5	Yes	Yes	-	-	\$145
	Wall Strap	46DVA-WS	1	Yes	Yes	-	-	\$48
	Attic Insulation Shield	46DVA-IS	6	Yes	Yes	-	-	\$193
	Wall Thimble	46DVA-WT	3	Yes	Yes	-	-	\$110

All prices are in U.S. dollars.

Gas Fireplaces - 31

Prices subject to change without notice.

Effective: June 2, 2025

There is a 20% restocking charge.

Printed: Jun 23, 2025 - E. & O.E.

# TABLE OF CONTENTS

2025 USA Retail Pricing for:

## GAS INSERTS

Gas Efficiency Table	2
Glass Viewing Area	3

### Atmosphere Gas Inserts

Gi25LE	33
Gi27LE	34
Gi29LU/LE	35 , 36
Gi33LE	37

### Liberty® Gas Inserts

L234	38
LRI3E	39
LRI4E	40 , 41
LRI6E	42 , 43

### Regency Horizon® Gas Inserts

HRI3E	44 , 45
HRI4E	46 , 47
HRI6E	48 , 49

### Energy™ Gas Inserts

E33	50
-----	----

### Ultimate™ Gas Inserts

U31	51
-----	----

Common Accessories	52
Venting Components	52











## Regency Atmosphere™ Gas Inserts

**GI25LE**

Extra Small DV Gas Insert

2025 Suggested Retail Price - USA

BASIC EQUIPMENT		Part no.	Weight	Suggested Retail
BODY				
	Proflame II - Natural Gas Unit with Fan	GI25LE-NG	225	\$2,895
	<ul style="list-style-type: none"><li>• GI25LE : 20 500 BTU turn down to 14 500 BTU (NG)</li><li>• GI25LE : NG efficiency 65.12% / Energuide Rating 63.6%</li><li>• Unit includes: body with 30" termination (3" Air Intake x 3" Exhaust), ceramic glass, Infusion burner, variable speed blower and Proflame II remote control.</li></ul>			
	Check <a href="http://www.regencyignite.com">www.regencyignite.com</a> for the latest instruction manual			
SAMPLE PRICING:				
GI25LE-Oak log set and 3 Sided Finishing trim				\$3,528
GI25LE-Proflame II with Oak Log Set, Rustic Brown Brick Panels and flush 3-Sided Faceplate				\$3,728
REQUIRED EQUIPMENT				
LOG SETS				
	Oak Log Set	262-934	7	\$258
	Birch Log Set	262-931	7	\$258
	Driftwood Log Set	262-930	10	\$258
	**NOTE**APPLIANCE CANNOT BE OPERATED WITHOUT LOGS			
FACEPLATES (All Faceplates and Trims include the safety screen)				
	3-Sided Flush Finishing trim with safety screen - 28-1/4" W x 18-3/4" H	262-914	21	\$375
	4-Sided Flush Finishing trim - 28-1/4" W x 20" H	262-915	15	\$385
	3-Sided Flush Faceplate - 35-3/4" W x 23-1/4" H	262-912	55	\$469
	4-Sided Flush Faceplate - 35-3/4" W x 26-3/8" H	262-913	34	\$525
	Regular 3-Sided Faceplate (with 1" depth) - 35-3/4" W x 23-1/4" x 1-1/4" D	262-910	38	\$479
CUSTOM FLUSH FACEPLATE (All Custom orders require Part 262-916)				
Custom 3 Sided Flush Faceplate *(mesh screen packaged separate)		262-918	22	\$655
Custom 4 Sided Flush Faceplate *(mesh screen packaged separate)		262-919	22	\$695
Mesh Screen - *Required mesh screen with all custom faceplate orders		262-916	18	\$285
OPTIONAL ACCESSORIES				
INTERIOR PANELS - 4 Piece Sets				
	Brick Standard Design - Rustic Brown	262-901	6	\$106
	Brick Standard Design - Volcanic Black	262-905	6	\$106
	Brick Premium Design - Herringbone	262-903	6	\$106
PREMIUM FACEPLATE SURROUNDS				
	Premium Faceplate Surround - Black	550-920	15	\$239
	Premium Faceplate Surround - Grey	550-921	15	\$338
	Premium Faceplate Surround - White	550-922	15	\$338
	Premium Faceplate Surround - Sunset Bronze	550-923	15	\$338
	Premium Faceplate Surround - Brushed Nickel	550-924	15	\$764
Premium Surrounds slide around the regular 3-sided faceplate (550-910) to create a custom look				
TRADITIONAL FACEPLATE SURROUNDS				
	Traditional Faceplate Surround	550-927	7	\$239
	Traditional Faceplate Surround - Brushed Antique Copper	550-928	7	\$708
	Traditional Surrounds slide around the 3-sided flush faceplate (262-912) to create a custom look and add a 1" depth			
BACKING PLATES				
Oversize Backing Plate - 3-Sided 44-5/8" W x 29-5/8" H		262-936	30	\$297
Custom Backing Plate - 3-Sided		262-937	30	\$489
Custom Backing Plate - 4-Sided		262-938	30	\$489
Custom Backing Plates: See Order Forms for Min/Max Dimensions				
HEARTH TRIM KITS - BLACK				
Adjustable Hearth trim - Trimmable from 2-6inches		262-941	7	\$94
Hearth trim kits are used if the unit is raised inside the fireplace				
MANTEL DEFLECTOR				
Mantel Deflector - Black		262-940	10	\$53
Adding this optional piece, reduces the minimum mantel clearances. Mantel deflector reduces mantel height to 13" (330 mm)				
GAS INSERT HARDWIRE KIT				
Gas insert Hardwire Kit - Includes armored cable and wire harness		946-854	8	\$115
WIFI KIT				
Wifi App Control Kit- Enable your firelace with WiFi to use with the ProFlame Connect Plus APP.		946-799	1	\$167
3"x 3" DIRECT VENT INSERT				
3" x 3" Co-linear vertical termination cap & flashing		946-529	7	\$278
3" x 35 Ft. Flex chimney liner		948-305	11	\$207
3"(Air Intake) x 3"(Exhaust). Chimney Flashing is 16"x16"				
2" x 3" Co-linear vertical termination cap & flashing (includes 2-3" adaptor)				
	2" x 35 Ft. Flex chimney liner	948-316	8	\$212
	3" x 35 Ft. Flex chimney liner	948-305	11	\$207
	2"(Air Intake) x 3"(Exhaust). Termination Cap includes 3"x2" air intake reducer. Chimney Flashing is 16"x16"			
	*948-417/P is REQUIRED when choosing to vent with above DuraVent Parts			
Alternative Approved Venting Components				
	Co-Linear Kit w/Flex Kit -Incl. high wind cap,flashing & 35 foot linersfor both exhaust/intake	46DVA-CL33	22	\$764
	Vertical Termination Cap	46DVA-VC	2	\$214
	High Wind Cap	46DVA-VCH	4	\$181
	Co-Linear Adapter with Flashing	46DVA-GK	6	\$376
More Accessories & Venting Components at the end of this Section				

All prices are in U.S. dollars.  
Prices subject to change without notice.  
There is a 20% restocking charge.

© 2025 Fireplace Products U.S. Inc.

Gas Inserts - 33  
Effective: June 2, 2025  
Printed: Jun 23, 2025 - E. & O.E.











## Regency Atmosphere™ Gas Inserts

**Gi27LE**

Small DV Gas Insert

2025 Suggested Retail Price - USA

BASIC EQUIPMENT		Part no.	Weight	Suggested Retail
BODY				
	<b>NEW! Gi27LE Proflame II - Natural Gas Unit with Fan</b>	Gi27LE-NG	225	\$3,418
	<b>LP Conversion Kit (Gi27LE)</b>	550-969	1	\$101
	• Gi27LE : 25,000 BTU turn down to 17 000 BTU (NG) / 22,000 BTU turn down to 17,500			
	• Gi27LE : NG efficiency 69.11% / Energuide Rating 63.6%			
	• Unit includes: body with 30" termination (3" Air Intake x 3" Exhaust), ceramic glass, Infusion burner, variable speed blower and Proflame II remote control. Check <a href="http://www.regencyignite.com">www.regencyignite.com</a> for the latest instruction manual			
SAMPLE PRICING:				Suggested Retail
Gi27LE-Oak log set and 3 Sided Finishing trim				\$4,147
Gi27LE-Proflame II with Oak Log Set, Rustic Brown Brick Panels and flush 3-Sided Faceplate				\$4,340
REQUIRED EQUIPMENT		Part no.	Weight	Suggested Retail
LOG SETS				
MUST CHOOSE ONE LOG SET				
	Oak Log Set	550-934	7	\$318
	Birch Log Set	550-931	7	\$338
	Driftwood Log Set	550-930	10	\$338
	**NOTE**APPLIANCE CANNOT BE OPERATED WITHOUT LOGS			
FACEPLATES (All Faceplates and Trims include the safety screen)		MUST CHOOSE ONE		
	3-Sided Flush Finishing trim with safety screen - 31-7/8"W x 19-3/4" H	550-914	21	\$411
	4-Sided Flush Finishing trim - 31-7/8" W x 21" H	550-915	22	\$437
	3-Sided Flush Faceplate - 35-3/4" W x 23-1/4"H	550-912	55	\$520
	4-Sided Flush Faceplate - 35-3/4" W x 26-3/8" H	550-913	57	\$567
	Regular 3-Sided Faceplate (with 1" depth) - 35-3/4" W x 23-1/4" x 1-1/4" D	550-910	38	\$479
CUSTOM FLUSH FACEPLATE (All Custom orders require Part 550-916)				
Custom 3 Sided Flush Faceplate *(mesh screen packaged separate)		550-918	22	\$655
Custom 4 Sided Flush Faceplate *(mesh screen packaged separate)		550-919	22	\$695
*Required mesh screen with custom faceplate orders		550-916	18	\$310
OPTIONAL ACCESSORIES		Part no.	Weight	Suggested Retail
INTERIOR PANELS - 4 Piece Sets		OPTIONAL		
	Brick Standard Design - Rustic Brown	550-901	6	\$125
	Brick Standard Design - Volcanic Black	550-905	6	\$125
	Brick Premium Design - Herringbone	550-903	6	\$125
	Premium Reflective Glass Panels - Black	550-906	6	\$525
PREMIUM FACEPLATE SURROUNDS		Must be used with (550-910) 3-Sided Faceplate		
	Premium Faceplate Surround Black	550-920	15	\$239
	Premium Faceplate Surround Grey	550-921	15	\$338
	Premium Faceplate Surround White	550-922	15	\$338
	Premium Faceplate Surround - Sunset Bronze	550-923	15	\$338
	Premium Faceplate Surround - Brushed Nickel	550-924	15	\$764
Premium Surrounds slide around the regular 3-sided faceplate (550-910) to create a custom look				
TRADITIONAL FACEPLATE SURROUNDS		Must be used with (550-912) Flush Faceplate		
	Traditional Faceplate Surround	550-927	7	\$239
	Traditional Faceplate Surround - Brushed Antique	550-928	7	\$708
Traditional Surrounds slide around the 3-sided flush faceplate (550-912) to create a custom look and add a 1" depth				
BACKING PLATES		OPTIONAL - Must be used with a Faceplate or Finishing trim		
	Oversize Backing Plate - 3-Sided 44-5/8" W x 29-5/8" H	550-936	30	\$297
	Custom Backing Plate - 3-Sided	550-937	30	\$489
	Custom Backing Plate - 4-Sided	550-938	30	\$489
	Custom Backing Plates: See Order Forms for Min/Max Dimensions			
HEARTH TRIM KITS - BLACK		OPTIONAL - Attaches to 3-Sided Regular faceplate (550-910)		
	Adjustable Hearth trim - Trimmable from 2-6inches	262-941	7	\$94
	Hearth trim kits are used if the unit is raised inside the fireplace			
MANTEL DEFLECTOR		OPTIONAL		
	Mantel Deflector - Black	550-940	10	\$53
	Adding this optional piece, reduces the minimum mantel clearances.			
GAS INSERT HARDWIRE KIT				
	Gas Insert Hardwire Kit - Includes armored cable and wire harness	946-854	8	\$115
	Wifi App Control Kit	946-799	1	\$167
Enable your fireplace with WiFi to use with the ProFlame Connect Plus APP. Kit includes Wifi Dongle				
3"x 3" DIRECT VENT INSERT		MUST CHOOSE ALL PIECES FOR 3" x 3" INSTALLATION		
	3" x 3" Co-linear vertical termination cap & flashing	946-529	7	\$278
	3" x 35 Ft. Flex chimney liner	948-305	11	\$207
	3"(Air Intake) x 3"(Exhaust). Chimney Flashing is 16"x16"			
Alternative Approved Venting Components				
	Co-Linear Kit w/Flex Kit -Incl. high wind cap,flashing & 35 foot linersfor both exhaust/intake	46DVA-CL33	22	\$764
	Vertical Termination Cap	46DVA-VC	2	\$214
	High Wind Cap	46DVA-VCH	4	\$181
	Co-Linear Adapter with Flashing	46DVA-GK	6	\$376
More Accessories & Venting Components at the end of this Section				

All prices are in U.S. dollars.  
Prices subject to change without notice.  
There is a 20% restocking charge.

© 2025 Fireplace Products U.S. Inc.

Gas Inserts - 34  
Effective: June 2, 2025  
Printed: Jun 23, 2025 - E. & O.E.










## Regency Atmosphere™ Gas Inserts

**Gi29LU/LE**

Medium DV Gas Insert

2025 Suggested Retail Price - USA

BASIC EQUIPMENT		Part no.	Weight	Suggested Retail
<b>BODY</b>				
	Standing Pilot - Natural Gas Unit with Fan	Gi29LU-NG	124	\$3,085
	LP Conversion Kit (Gi29LU)	311-977	1	\$81
	Proflame II - Natural Gas Unit with Fan & Ember Lights	Gi29LE-NG	124	\$3,662
	LP Conversion Kit (Gi29LE)	311-969	1	\$96
	<ul style="list-style-type: none"><li>• Gi29LU : 31 500 BTU turn down to 17,000 BTU (NG) NG efficiency 71.45%; LP efficiency 73.01%</li><li>• Standing Pilot Unit: body with 30° termination (3" Air Intake x 3" Exhaust), ceramic glass, Infusion burner, variable speed blower and basic on/off remote with thermostat</li><li>• Electronic Ignition Unit: body with 30° termination (3" Air Intake x 3" Exhaust), ceramic glass, Infusion burner, ember bed lighting, variable speed blower and Proflame II remote control.</li></ul> <b>Check <a href="http://www.regencyignite.com">www.regencyignite.com</a> for the latest instruction manual</b>			
<b>SAMPLE PRICING:</b>				<b>Suggested Retail</b>
Gi29LU- Standing Pilot with Oak log set, Black Steel inner panels and flush 3-Sided Faceplate				\$4,268
Gi29LE-Proflame II with Oak Log Set, Rustic Brown Brick Panels and flush 3-Sided Faceplate				\$4,975
<b>REQUIRED EQUIPMENT</b>		Part no.	Weight	Suggested Retail
<b>LOG SETS</b>				
	<b>TRADITIONAL LOG SETS</b>	<b>MUST CHOOSE ONE LOG SET + LOG GRATE</b>		
	Log Grate and ember Media - <i>Required for Oak &amp; Birch log sets</i>	311-935	10	\$172
	Oak Log Set with embers	311-934	7	\$298
	Birch Log Set with embers	311-931	7	\$273
	<b>CONTEMPORARY LOG SET</b>	<b>MUST CHOOSE ONE LOG SET + LAVA EMBERS + CRUSHED GLASS</b>		
	Driftwood Log Set	311-930/P	10	\$288
	Andiorn Lava embers - 1 package required	946-783	1	\$45
	<b>GLASS MEDIA</b>	<b>MUST CHOOSE 1 COLOR - 1 Package required under the Driftwood logs</b>		
	Crushed Glass - Coal Black 3/4in. 3.5lbs	946-780	4	\$40
	Crushed Glass Iceberg - 3/4in. 3.5lbs	946-781	4	\$40
	Crushed Glass - Ginger 3/4in. 3.5lbs	946-779	4	\$40
<b>INTERIOR PANELS - 4 Piece Sets</b>				<b>MUST CHOOSE ONE</b>
	Black Steel Inner Panels	311-907	8	\$193
	Brick Standard Design - Rustic Brown	311-901	5	\$323
	Brick Standard Design - Volcanic Black	311-905	5	\$323
	Brick Premium Design - Herringbone	311-903	5	\$394
	Brick Premium Design - Castle Stone	311-904	5	\$394
	Black Glass Inner Reflective Panels	311-906	10	\$614
	<b>**NOTE**APPLIANCE CANNOT BE OPERATED WITHOUT PANELS</b>			
<b>FACEPLATES (All Faceplates and Trims include the safety screen)</b>				<b>MUST CHOOSE ONE</b>
	3-Sided Finishing trim with safety screen - 31-7/8" W x 21-7/8" H	311-914	18	\$462
	4-Sided Finishing trim with safety screen 31-7/8" W x 23-1/8" H	311-915	22	\$494
	Flush 3-Sided Faceplate - 40-3/16" W x 26" H	311-912	35	\$520
	Flush 4-Sided Faceplate - 40-3/16"W x 29-1/4"H	311-913	41	\$578
	Regular 3-Sided Faceplate - Accommodates Premium surrounds 40-3/16" W x 26"H	311-910	35	\$520
<b>CUSTOM FLUSH FACEPLATE (All Custom orders require Part 311-916)</b>				
Custom 3 Sided Flush Faceplate *(mesh screen packaged separate)		311-918	22	\$655
Custom 4 Sided Flush Faceplate *(mesh screen packaged separate)		311-919	22	\$695
*Required mesh screen with custom faceplate orders		311-916	18	\$345
<b>OPTIONAL ACCESSORIES</b>		Part no.	Weight	Suggested Retail
<b>PREMIUM FACEPLATE SURROUNDS</b>		<b>Must be used with (311-910) 3-Sided Faceplate</b>		
	Premium Faceplate Surround - Black	311-920	16	\$271
	Premium Faceplate Surround - Grey	311-921	16	\$343
	Premium Faceplate Surround - White	311-922	16	\$343
	Premium Faceplate Surround - Sunset Bronze	311-923	16	\$275
	Premium Faceplate Surround - Brushed Nickel	311-924	16	\$775
	<i>Premium Surrounds slide around the regular 3-sided faceplate (311-910) to create a custom look</i> Dimensions: 40-13/16" W x 26-3/8" H x 1-11/16" D			
<b>TRADITIONAL EXTRUDED FACEPLATE SURROUNDS</b>		<b>Must be used with (311-912) Flush Faceplate</b>		
	Traditional Faceplate Surround - Black	311-927	8	\$249
	Traditional Faceplate Surround - Brushed Antique Copper	311-928	7	\$713
	<i>Traditional Surrounds slide around the 3-sided flush faceplate (311-912) to create a custom look</i>			
<b>BACKING PLATES</b>		<b>OPTIONAL - Must be used with a Faceplate or Finishing trim</b>		
	Oversize Backing Plate - 3-Sided 47-1/2"W x 31-1/2" H	311-936	35	\$328
	Custom Backing Plate - 3-Sided	311-937	22	\$578
	Custom Backing Plate - 4-Sided	311-938	49	\$578
	<i>Custom Backing Plates: See Order Forms for Min/Max Dimensions</i>			

All prices are in U.S. dollars.  
Prices subject to change without notice.  
There is a 20% restocking charge.

© 2025 Fireplace Products U.S. Inc.

Gas Inserts - 35  
Effective: June 2, 2025  
Printed: Jun 23, 2025 - E. & O.E.











## Regency Atmosphere™ Gas Inserts

**Gi29LU/LE**

Medium DV Gas Insert

2025 Suggested Retail Price - USA

HEARTH TRIM KITS - BLACK		OPTIONAL - Attaches to 3-Sided Regular faceplate		
	Adjustable Hearth trim - Trimmable from 2-6inches	311-941	7	\$130
	Hearth trim kits are used if the unit is raised inside the fireplace 41 -5/16" W x 6"H			
MANTEL DEFLECTOR		OPTIONAL		
	Mantel Deflector - Black (reduces the minimum mantel clearances)	311-940	2	\$58
	Mantel deflector reduces mantel height to 13" (330 mm) from the bottom of the unit at 1" (25 mm) depth.			
BTU REDUCTION KIT		OPTIONAL		
	Derating Orifice 30,500 BTU For Altitude 2,000 - 4,500ft	311-980	10	\$30
GAS INSERT HARDWIRE KIT (Gi29LE Only)				
	Gas insert Hardwire Kit - Includes armored cable and wire harness	946-854	8	\$115
WIFI KIT				
	Wifi App Control Kit	946-799	1	\$167
	Enable your firelance with WiFi to use with the ProFlame Connect Plus APP. Kit includes Wifi Dongle			
3"x 3" DIRECT VENT INSERT		MUST CHOOSE ALL PIECES FOR 3" x 3" INSTALLATION		
	3" x 3" Co-linear vertical termination cap & flashing	946-529	7	\$278
	3" x 35 Ft. Flex chimney liner	948-305	11	\$207
	3"(Air Intake) x 3"(Exhaust). Chimney Flashing is 16"x16"			
Alternative Approved Venting Components				
	Co-Linear Kit w/Flex Kit -Incl. high wind cap,flashing & 35 foot linersfor both exhaust/intake	46DVA-CL33	22	\$764
	Vertical Termination Cap	46DVA-VC	2	\$214
	High Wind Cap	46DVA-VCH	4	\$181
	Co-Linear Adapter with Flashing	46DVA-GK	6	\$376
HORIZONTAL FLEX VENT KIT		OPTIONAL		
	Horizontal Flex Vent Kit 4x6 Dia 3"& 3"	46DVA-HCL33	10	\$504
	Horizontal Vent Kit allows you to vent an insert horizontally through the back of a suitable masonry chimney. Kit includes: Co-Linear Termination, Two 3" x 10' Aluminum Flex Lengths, and Hardware for Flex Attachment			

**More Accessories & Venting Components at the end of this Section*****Must be installed with approved Regency Venting***

All prices are in U.S. dollars.  
Prices subject to change without notice.  
There is a 20% restocking charge.

© 2025 Fireplace Products U.S. Inc.

Gas Inserts - 36  
Effective: June 2, 2025  
Printed: Jun 23, 2025 - E. & O.E.














## Regency Atmosphere™ Gas Inserts

### GI33LE

Large DV Gas Insert

2025 Suggested Retail Price - USA

BASIC EQUIPMENT		Part no.	Weight	Suggested Retail
<b>BODY</b>				
	Proflame II - Natural Gas Unit with Fan & Ember Lights	GI33LE-NG	225	\$4,325
	LP Conversion Kit (GI33LE)	391-969	1	\$101
	• GI33LE : 38 500 BTU turn down to 20 500 BTU (NG)			
	• GI33LE : NG efficiency 71.45%; LP efficiency 73.01% / Energuide Rating 64.30% NG; 64.32% LP			
• Unit includes: body with 30" termination (3" Air Intake x 4" Exhaust), ceramic glass, Infusion burner, ember bed lighting, variable speed blower and Proflame II remote control. Check <a href="http://www.regencyignite.com">www.regencyignite.com</a> for the latest instruction manual				
<b>SAMPLE PRICING:</b>				<b>Suggested Retail</b>
GI33LE-Oak log set, Black Steel inner panels and 3 Sided Finishing trim				\$5,487
GI33LE-Proflame II with Oak Log Set, Rustic Brown Brick Panels, and flush 3-Sided Faceplate				\$5,699
<b>REQUIRED EQUIPMENT</b>		Part no.	Weight	Suggested Retail
<b>LOG SETS</b>				
	<b>TRADITIONAL LOG SETS</b>			<b>MUST CHOOSE ONE LOG SET + LOG GRATE</b>
	Log Grate and ember Media - <i>Required for Oak &amp; Birch log sets</i>	391-935	10	\$187
	Oak Log Set with embers	311-934	7	\$298
	Birch Log Set with embers	311-931	7	\$273
	<b>CONTEMPORARY LOG SET</b>			<b>MUST CHOOSE ONE LOG SET + LAVA EMBERS + CRUSHED GLASS</b>
	Driftwood Log Set	311-930/P	10	\$288
	Andiorn Lava embers - 1 package required	946-783	1	\$45
	<b>GLASS MEDIA</b>			<b>MUST CHOOSE 1 COLOR - 1 Package required under the Driftwood logs</b>
	Crushed Glass - Coal Black 3/4in. 3.5lbs	946-780	4	\$40
	Crushed Glass Iceberg - 3/4in. 3.5lbs	946-781	4	\$40
	Crushed Glass - Ginger 3/4in. 3.5lbs	946-779	4	\$40
<b>INTERIOR PANELS - 4 Piece Sets</b>				<b>MUST CHOOSE ONE</b>
	Black Steel Inner Panels	391-907	8	\$203
	Brick Standard Design - Rustic Brown	391-901	6	\$333
	Brick Standard Design - Volcanic Black	391-905	6	\$333
	Brick Premium Design - Herringbone	391-903	6	\$333
	Brick Premium Design - Castle Stone	391-904	6	\$333
	Black Glass Inner Reflective Panels	391-906	10	\$713
<b>**NOTE**APPLIANCE CANNOT BE OPERATED WITHOUT PANELS</b>				
<b>FACEPLATES (All Faceplates and Trims include the safety screen)</b>				<b>MUST CHOOSE ONE</b>
	3-Sided Finishing trim with safety screen - 35-15/16" W x 25-11/16" H	391-914	21	\$474
	4-Sided Finishing trim with safety screen 35-15/16" W x 26-15/16"	391-915	24	\$505
	Flush 3-Sided Faceplate - 46-1/8" W x 30-3/4"H	391-912	55	\$556
	Flush 4-Sided Faceplate - 46-1/8" W x 37-1/16" H	391-913	55	\$655
	Regular 3-Sided Faceplate - 46-5/16" W x 30-7/8"H x 1-5/16" D	391-910	38	\$556
<b>CUSTOM FLUSH FACEPLATE (All Custom orders require Part 391-916)</b>				
Custom 3 Sided Flush Faceplate *(mesh screen packaged separate)		391-918	22	\$655
Custom 4 Sided Flush Faceplate *(mesh screen packaged separate)		391-919	22	\$695
*Required mesh screen with custom faceplate orders		391-916	18	\$395
<b>OPTIONAL ACCESSORIES</b>		Part no.	Weight	Suggested Retail
<b>PREMIUM FACEPLATE SURROUNDS</b>				<b>Must be used with 391-910 Faceplate</b>
	Premium Faceplate Surround - Black	391-920	19	\$291
	Premium Faceplate Surround - Grey	391-921	19	\$406
	Premium Faceplate Surround - White	391-922	19	\$406
	Premium Faceplate Surround - Sunset Bronze	391-923	19	\$406
	Premium Faceplate Surround - Brushed Nickel	391-924	19	\$868
<i>Premium Surrounds slide around a 3-sided faceplate (391-910 or 391-912) to create a custom look</i>				
<b>TRADITIONAL EXTRUDED FACEPLATE SURROUNDS</b>				<b>Must be used with 391-912 3-Sided Faceplate</b>
	Traditional Faceplate Surround - Black	391-927	9	\$261
	Traditional Faceplate Surround - Brushed Antique Copper	391-928	9	\$827
	<i>Traditional Surrounds slide around slide around a 3-sided faceplate (391-910 or 391-912) to create a custom look</i>			
<b>BACKING PLATES</b>				<b>OPTIONAL - Must be used with a Faceplate or Finishing trim</b>
	Oversize Backing Plate - 3-Sided 50-1/4" W x 33" H	391-936	34	\$338
	Custom Backing Plate - 3-Sided	391-937	22	\$583
	Custom Backing Plate - 4-Sided	391-938	49	\$583
	<i>Custom Backing Plates: See Order Forms for Min/Max Dimensions</i>			
<b>HEARTH TRIM KITS - BLACK</b>				<b>OPTIONAL - Attaches to 3-Sided Regular faceplate (391-910)</b>
	Adjustable Hearth trim - Trimmable from 2-6inches	391-941	9	\$135
	<i>Hearth trim kits are used if the unit is raised inside the fireplace 46-5/16" W x 6"H</i>			
<b>MANTEL DEFLECTOR</b>				<b>OPTIONAL</b>
	Mantel Deflector - Black	391-940	10	\$63
	<i>Adding this optional piece, reduces the minimum mantel clearances. Mantel deflector reduces mantel height to 11" (279 mm) from the top of the fireplace opening at 1-1/2" (38 mm) depth</i>			
<b>GAS INSERT HARDWIRE KIT</b>				
	Gas Insert Hardwire Kit - Includes armored cable and wire harness	946-854	8	\$115
<b>WIFI KIT</b>				
	Wifi App Control Kit	946-799	1	\$167
	<i>Enable your fireplace with WiFi to use with the ProFlame Connect Plus APP. Kit includes Wifi Dongle</i>			
<b>3"x 4" DIRECT VENT INSERT</b>				<b>MUST CHOOSE ALL PIECES FOR 3" x 4" INSTALLATION</b>
	3" x 4" Co-linear vertical termination cap & flashing	946-588	7	\$303
	3" x 35 Ft. Flex chimney liner	948-305	11	\$207
	4" x 35 Ft. Flex chimney liner	948-336	11	\$227
	<i>3"(Air Intake) x 4"(Exhaust). Chimney Flashing is 16"x16"</i>			
<b>Alternative Approved Venting Components</b>				
	Co-Linear Kit w/Flex Kit -Incl. high wind cap,flashing & 35 foot linersfor both exhaust/intake	46DVA-CL34	22	\$764
	Chimney Liner Conversion From Co-linear To Co-Axial	46DVA-34CLTA	5	\$300
	High Wind Cap	46DVA-VCH	4	\$181
<b>Horizontal Flex Vent Kit</b>				<b>OPTIONAL</b>
	Horizontal Flex Vent Kit 4x6 Dia 3"& 4"	46DVA-HCL34	10	\$504
	<i>Horizontal Vent Kit allows you to vent an insert horizontally through the back of a suitable masonry chimney. Kit includes: Co-Linear Termination, 3" x 10' Aluminum Flex, 4" x 10' Aluminum Flex, and Hardware for Flex Attachment</i>			
<b>More Accessories &amp; Venting Components at the end of this Section</b>				
<b>Must be installed with approved Regency Venting</b>				


All prices are in U.S. dollars.  
Prices subject to change without notice.  
There is a 20% restocking charge.

© 2025 Fireplace Products U.S. Inc.

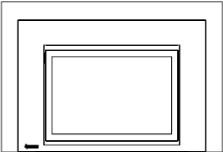



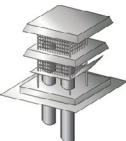
Gas Inserts - 37  
Effective: June 2, 2025  
Printed: Jun 23, 2025 - E. & O. E.

**Liberty™ Gas Inserts**

2025 Suggested Retail Price - USA

BASIC EQUIPMENT		Part no.	Weight	Suggested Retail
BODY				
	Natural Gas	L234-NG11	78	\$3,017
	LP Conversion Kit	537-969	1	\$96
	<ul style="list-style-type: none"><li>• L234 : 23 500 BTU turn down to 12 500 BTU (NG) &amp; 21 500 BTU turn down to 11 000 BTU (LP)</li><li>• L234 : NG efficiency 73.94%; LP efficiency 74.67%</li><li>• Standing pilot with DC sparker and integrated 7-day shut-off</li><li>• Standard unit includes: body with 30" termination, ceramic glass, variable speed thermostatically controlled blower burner &amp; log set, millivolt valve with flame adjustment control, Proflame I GTMF remote &amp; safety screen (built in to required faceplate).</li></ul> <p><i>* LP Conversion Kit includes burner orifice, stepper motor, 5/32 Allen Key and pilot orifice</i></p> <p><b>The blower speed on this unit cannot be adjusted from the remote, even if the remote may show this capability</b></p> <p><b>New -10 Models includes a GTMF remote. Check <a href="http://www.regencyignite.com">www.regencyignite.com</a> for the latest instruction manual</b></p>			

SAMPLE PRICING:	Suggested Retail
L234 (NG) with 3 Sided Faceplate	\$3,595
L234 (LP) with 3 Sided Faceplate & LP Conversion Kit	\$3,691

REQUIRED EQUIPMENT		Part no.	Weight	Suggested Retail
FACEPLATES				
	Low Profile 3-sided Faceplate - 32 7/8"W X 22 13/16"H	537-954	33	\$578
	***spacer is included and can be used for shallow firebox installations (spacer extends faceplate out by 1 3/4")*** Safety screen integrated in to faceplate			
ACCESSORIES		Part no.	Weight	Suggested Retail
BACKING PLATE				
	CUSTOM BACKING PLATE (SEE ORDER FORM)	537-958	14	\$489
See order form for details on ordering custom backing plate				
BRICK PANELS				
 	Rustic Brown Standard Design	536-901	3	\$192
	Old Town Red Standard Design	536-902	3	\$192
	3-piece brick panel set provides a traditional look			
HEARTH TRIM KITS - BLACK				
	Adjustable Hearth Trim for Low Pro Faceplate 33 3/8"W X 4 1/4"D	537-940	10	\$182
Adjustable hearth trim is used if the unit is raised inside the fireplace. Min. Height: 2" Max. Height: 9"				
	Ember Upgrade Package	946-663	2	\$101
Optional Ember upgrade package to enhance your fireplace. Contains: 1 bag Large Lava Rock, 1 bag Black & White Lava Rock, 1 bag Rock Wool, 5-7 pieces Wood Chips				
PLATINUM BRIGHT EMBERS AND EMBAGLOW EMBERS INCLUDED WITH UNIT				
	Platinum Bright Embers (PBE) 1g bag	946-669	1	\$15
	Embaglow Embers 1g bag	946-708	0	\$15
2"x 3" DIRECT VENT INSERT		MUST CHOOSE ALL PIECES FOR 2" x 3" INSTALLATION		
	2" x 3" Co-linear vertical termination cap & flashing (includes 2-3" adaptor)	946-582	7	\$278
	2" x 35 Ft. Flex chimney liner	948-316	8	\$212
	3" x 35 Ft. Flex chimney liner	948-305	11	\$207
	ALTERNATE APPROVED CAPS			
	2"(Air Intake) x 3"(Exhaust). Termination Cap includes 3"x2" air intake reducer. Chimney Flashing is 16"x16"			

**More Accessories & Venting Components at the end of this Section**

All prices are in U.S. dollars.  
Prices subject to change without notice.  
There is a 20% restocking charge.

© 2025 Fireplace Products U.S. Inc.

Gas Inserts - 38  
Effective: June 2, 2025  
Printed: Jun 23, 2025 - E. & O. E.



## Regency Liberty® Radiant Compact Gas Insert

LRI3E
Compact DV Gas Insert

2025 Suggested Retail Price - USA

BASIC EQUIPMENT		Part no.	Weight	Suggested Retail
<b>BODY</b>				
	Natural Gas Unit with Variable Speed Blower	LRI3E-NG11	136	\$3,111
	LP Conversion Kit for LRI3E-NG11	717-977	1	\$96
	• LRI3E : 20 500 BTU turn down to 14 000 BTU (NG) & 19 000 BTU turn down to 15 500 BTU (LP)			
	• LRI3E : NG efficiency 73.12%; LP efficiency 74.59%			
	• Electronic ignition with 5 Sec FFRT			
Standard unit includes: body with 30" termination (2" Air Intake x 3" Exhaust), ceramic glass Proflame II remote HDF (High_Definition_Fire) package with 7-pc realistic ceramic log set & burner and variable speed blower		Check <a href="http://www.regencyignite.com">www.regencyignite.com</a> for the latest instruction manual		
<b>SAMPLE PRICING:</b>				<b>Suggested Retail</b>
LRI3E (NG) with Vignette Faceplate in Black with Brick Panels				\$3,760
<b>REQUIRED EQUIPMENT</b>		<b>Part no.</b>	<b>Weight</b>	<b>Suggested Retail</b>
<b>VIGNETTE SERIES DESIGNER FACEPLATES</b>		<b>MUST CHOOSE EITHER DESIGNER, RUSTIC OR ARCHED FACEPLATE</b>		
	Vignette Faceplate - Black	716-923	20	\$457
	Vignette Faceplate - Tuscan Sunset	716-921	21	\$634
	Vignette Faceplate - Platinum	716-924	21	\$634
	Vignette Faceplate - Black Chrome	716-922	20	\$1,087
	Safety Screen Included - Dimensions: 29 1/4" W X 22 1/8" H			For larger openings see the Backing Plate Dimensions
<b>VIGNETTE SERIES RUSTIC FACEPLATES</b>		<b>MUST CHOOSE EITHER DESIGNER, RUSTIC OR ARCHED FACEPLATE</b>		
	Vignette Faceplate Tudor - Black - 2-4 week delivery	716-936	21	\$796
	Safety Screen Included - Dimensions: 29 1/4" W X 22 1/8" H			For larger openings see the Backing Plate Dimensions
<b>ARCHED VIGNETTE SERIES</b>		<b>MUST CHOOSE EITHER DESIGNER, RUSTIC OR ARCHED FACEPLATE</b>		
	Arched Vignette Faceplate - Black	717-843	32	\$769
	Arched Vignette Faceplate Decorative - Black	717-845	35	\$921
	Safety Screen Included- Dimensions: 35-15/16" W x 25-3/16" H (top of arch) 22 11/16" H edge -			For larger openings see the Backing Plate Dimensions
<b>INTERIOR PANELS</b>		<b>MUST CHOOSE ONE</b>		
	Brick Standard Design - Rustic Brown	716-901	4	\$192
	Brick Standard Design - Old Town Red	716-902	5	\$192
	Brick Standard Design - Volcanic Black	716-903	5	\$192
	Black Enamel Inner Reflective Panels	716-908	7	\$426
	**NOTE**APPLIANCE CANNOT BE OPERATED WITHOUT BRICK OR ENAMEL PANELS			
<b>VIGNETTE ACCESSORIES</b>		<b>Part no.</b>	<b>Weight</b>	<b>Suggested Retail</b>
<b>VIGNETTE BACKING PLATES FOR LARGER FIREBOX CAVITIES</b>		<b>OPTIONAL</b>		
	VIGNETTE Small Backing Plate - 31 1/4" W X 23 1/3" H	716-925	14	\$140
	VIGNETTE Regular Backing Plate - 35 3/4" W X 25 5/8" H	716-926	14	\$187
	VIGNETTE Regular Backing Plate 4-Sided - 35 3/4" W X 28 5/8" H	716-928	16	\$218
	VIGNETTE Oversize Backing Plate - 38 3/16" W X 29 5/8" H	716-927	22	\$193
	VIGNETTE 3-Sided Backing Plate - Black (Custom) - See Order Forms	716-931	31	\$426
	VIGNETTE 4-Sided Backing Plate - Black (Custom) - See Order Forms	716-932	23	\$484
	Custom Backing Plates: See Order Forms for Min/Max Dimensions Note: Rectangular backing plates can not be used with Arched Vignette Faceplates			
<b>ARCHED VIGNETTE BACKING PLATE - Can only be used with Arched Vignette</b>		<b>OPTIONAL</b>		
	VIGNETTE arched backing plate: 40-15/16 W x 27-11/16 H (Arch height)	717-847	13	\$208
<b>INLAYS FOR VIGNETTE FACEPLATES</b>		<b>OPTIONAL WHEN USING VIGNETTE FACEPLATE</b>		
	Vignette Door Inlay Black	716-913	7	\$229
	Vignette Craftsman Inlay Black	716-916	5	\$239
	Cannot be used with Rustic Vignette Faceplates *Black chrome undergoes a separate chroming process resulting in a mirror like finish. 2-4 week delivery			
<b>OTHER ACCESSORIES</b>		<b>Part no.</b>	<b>Weight</b>	<b>Suggested Retail</b>
<b>HEARTH TRIM KITS - Black</b>		<b>OPTIONAL</b>		
	Adjustable Hearth trim - Trimmable from 2-6inches	716-919	7	\$193
	Hearth trim kits are used if the unit is raised inside the fireplace. Fits perfectly with Regular Sized backing plates Dimensions: 35 3/4" W x 2-6" H			
<b>MANTEL DEFLECTOR</b>		<b>OPTIONAL</b>		
	Black Mantel Deflector	716-920	5	\$83
	Adding this optional piece, reduces the minimum mantel clearances. Available in Black only, 3-1/2" depth.			
<b>GAS INSERT HARDWIRE KIT</b>				
	Gas insert Hardwire Kit - Includes armored cable and wire harness	946-854	8	\$115
<b>2" x 3" DIRECT VENT INSERT</b>		<b>MUST CHOOSE ALL PIECES FOR 2" x 3" INSTALLATION</b>		
	2" x 3" Co-linear vertical termination cap & flashing (includes 2-3"	946-582	7	\$278
	2" x 35 Ft. Flex chimney liner	948-316	8	\$212
	3" x 35 Ft. Flex chimney liner	948-305	11	\$207
	<b>ALTERNATE APPROVED CAPS</b>			
	Flue Adaptor Increaser - From 2" to 3"	948-417/P	1	\$51
	Vertical Termination Cap	46DVA-VC	2	\$214
	High Wind Cap	46DVA-VCH	4	\$181
	Co-Linear Adapter with Flashing	46DVA-GK	6	\$376
	2"(Air Intake) x 3"(Exhaust). Termination Cap includes 3"x2" air intake reducer. Chimney Flashing is 16"x16"			
	*948-417/P is REQUIRED when choosing to vent with above DuraVent Parts			

### More Accessories & Venting Components at the end of this Section

All prices are in U.S. dollars.  
Prices subject to change without notice.  
There is a 20% restocking charge.

© 2025 Fireplace Products U.S. Inc.


Gas Inserts - 39  
Effective: June 2, 2025  
Printed: Jun 23, 2025 - E. & O.E.

**LRI4E**


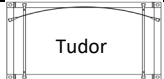
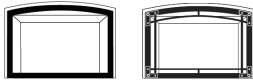

Medium DV Gas Insert



**Regency Liberty™ Radiant Gas Inserts**

2025 Suggested Retail Price - USA

BASIC EQUIPMENT		Part no.	Weight	Suggested Retail
<b>BODY</b>				
	Natural Gas Unit with Variable Speed Blower	LRI4E-NG11	173	\$3,798
	LP Conversion Kit for LRI4E-NG11	399-977	1	\$96
	• LRI4E : 31 000 BTU turn down to 22,000 BTU (NG) & 31,000 BTU turn down to 22,000 BTU (LP)			
	• LRI4E : NG efficiency 71.45%; LP efficiency 73.01%			
		• Electronic ignition with SureFire™ switch and 5 sec FFRT		
		• Standard unit includes: body with 30" termination (3" Air Intake x 3" Exhaust), ceramic glass, burner, variable speed blower and Proflame I GTMF Remote.		
		HDF (High Definition Fire) package with 6-piece realistic ceramic log set and burner,		
		* LP Conversion Kit includes burner orifice, pilot orifice and stepper motor.		
		Check <a href="http://www.regencyignite.com">www.regencyignite.com</a> for the latest instruction manual		

SAMPLE PRICING:		Suggested Retail
LRI4E with Steel Panels and Vignette Faceplate in Black		\$4,391
LRI4E with Brick Panels and Vignette Faceplate in Black		\$4,499

REQUIRED EQUIPMENT		Part no.	Weight	Suggested Retail
<b>VIGNETTE SERIES DESIGNER FACEPLATES</b>		<b>MUST CHOOSE EITHER DESIGNER, RUSTIC OR ARCHED FACEPLATE</b>		
	Vignette Faceplate - Black	399-853	21	\$489
	Vignette Faceplate - Tuscan Sunset	399-851	21	\$682
	Vignette Faceplate - Platinum	399-854	21	\$682
	Vignette Faceplate - Black Chrome	399-852	21	\$1,144
	Includes safety screen Dimensions: 35-1/16"W x 22-11/16"H <b>For larger openings see the Backing Plate Dimensions</b>			
<b>VIGNETTE SERIES RUSTIC FACEPLATES</b>		<b>MUST CHOOSE EITHER DESIGNER, RUSTIC OR ARCHED FACEPLATE</b>		
	Vignette Faceplate Tudor - Black	399-855	22	\$858
	Safety Screen Included Dimensions: 35-1/16"W x 22-11/16"H <b>For larger openings see the Backing Plate Dimensions</b>			
<b>ARCHED VIGNETTE SERIES</b>		<b>MUST CHOOSE EITHER DESIGNER, RUSTIC OR ARCHED FACEPLATE</b>		
	Arched Vignette Faceplate - Black	399-843	42	\$848
	Arched Vignette Faceplate Decorative - Black	399-845	46	\$999
	Safety Screen Included Dimensions: 41-1/4"W x 26-1/8"H at the arch (23 3/4" H edge) <b>For larger openings see the Backing Plate Dimensions</b>			
<b>INTERIOR PANELS</b>		<b>MUST CHOOSE ONE</b>		
	Brick Standard Design - Rustic Brown	396-901	5	\$212
	Brick Standard Design - Old Town Red	396-902	4	\$212
	Brick Standard Design - Volcanic Black	396-903	4	\$212
	Black Steel Inner Panels	396-907	7	\$104
	Black Enamel Inner Reflective Panels	396-908	8	\$457
		<b>**NOTE**APPLIANCE CANNOT BE OPERATED WITHOUT PANELS</b>		

VIGNETTE ACCESSORIES		Part no.	Weight	Suggested Retail
<b>VIGNETTE SERIES BACKING PLATES FOR LARGER FIREBOX CAVITIES</b>		<b>OPTIONAL</b>		
	VIGNETTE <i>Small</i> Backing Plate 37-1/8"W X 23-5/8"H	399-825	10	\$114
	VIGNETTE <i>Regular</i> Backing Plate 41-5/8"W X 26"H	399-826	19	\$130
	VIGNETTE <i>Regular</i> Backing Plate 4-Sided 41-5/8"W X 29-1/4"H	399-828	20	\$213
	VIGNETTE <i>Oversize</i> Backing Plate 44"W x 30"H	399-827	23	\$193
	VIGNETTE 3-Sided Backing Plate - Black ( <i>Custom</i> )	399-831	18	\$500
	VIGNETTE 4-Sided Backing Plate - Black ( <i>Custom</i> )	399-832	18	\$515
	Custom Backing Plates: See Order Forms for Min/Max Dimensions <i>Note: Rectangular backing plates can not be used with Arched Vignette Faceplates</i>			
<b>ARCHED VIGNETTE BACKING PLATE - Can only be used with Arched Vignette</b>		<b>OPTIONAL</b>		
	VIGNETTE <i>Arched</i> Backing Plate 45-7/8 X 28-15/16 (Height at arch) - 25 15/16" H at the edge	399-847	19	\$239

All prices are in CDN dollars.  
Prices subject to change without notice.  
There is a 20% restocking charge.

© 2024 FPI Fireplace Products International Ltd.

Gas Inserts - 40  
Effective: July 15, 2024  
Printed: Jun,23,2025 - E. & O.E.




LR14E

Medium DV Gas Insert

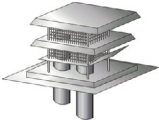
## Regency Liberty™ Radiant Gas Inserts

2025 Suggested Retail Price - USA

INLAYS FOR VIGNETTE FACEPLATES		OPTIONAL WHEN USING VIGNETTE FACEPLATE		
	Vignette Door Inlay Black	399-813	9	\$249
	Vignette Craftsman Inlay Black	399-816	9	\$249
	Add another level of customization to your fireplace by adding a Vignette Inlay Cannot be used with Rustic Vignette Faceplates			
VIGNETTE SERIES BACKING PLATE SPACER		OPTIONAL		
	VIGNETTE Spacer Black 34 15/16"W x 22 5/8"H x 2 1/8"D	399-818	6	\$99
	Arched VIGNETTE Spacer Black 40 -1/14"W x 26-1/8"H x 1 1/2"D	399-840	7	\$125
	Use the spacer behind a vignette faceplate for installations in shallow firebox cavities - see manual for details. ***REQUIRED IF USING HEARTH TRIM WITH VIGNETTE FACEPLATE***			

OTHER ACCESSORIES		Part no.	Weight	Suggested Retail
HEARTH TRIM KITS - BLACK		OPTIONAL		
	Adjustable Hearth trim - Trimmable from 2-6inches	399-819	7	\$203
	Hearth trim kits are used if the unit is raised inside the fireplace. Dimensions: 41-5/8" W x 2-6" H Fits perfectly with Regular Sized backing plates			
MANTEL DEFLECTOR		OPTIONAL		
	Black Mantel Deflector	399-820	6	\$83
	Adding this optional piece, reduces the minimum mantel clearances.			
	Available in Black only, 3-1/2" depth. Fits both Vignette, and 3 Sided Faceplate			

## Must be installed with approved Regency Venting

3" x 3" DIRECT VENT INSERT		MUST CHOOSE ALL PIECES FOR 3" x 3" INSTALLATION		
	3" x 3" Co-linear vertical termination cap & flashing	946-529	7	\$278
	3" x 35 Ft. Flex chimney liner	948-305	11	\$207
	3"(Air Intake) x 3"(Exhaust). Chimney Flashing is 16"x16"			
	ALTERNATE APPROVED CAPS			
	Vertical Termination Cap	46DVA-VC	2	\$214
	High Wind Cap	46DVA-VCH	4	\$181
Co-Linear Adapter with Flashing		46DVA-GK	6	\$376
More Accessories & Venting Components at the end of this Section				


All prices are in U.S. dollars.  
Prices subject to change without notice.  
There is a 20% restocking charge.

© 2025 Fireplace Products U.S. Inc.




Gas Inserts - 41  
Effective: June 2, 2025  
Printed: Jun 23, 2025 - E. & O.E.

**Regency Liberty™ Radiant Gas Inserts**


2025 Suggested Retail Price - USA

BASIC EQUIPMENT		Part no.	Weight	Suggested Retail
BODY				
	Natural Gas Unit with Variable Speed Blower	LRI6E-NG11	204	\$4,380
	LP Conversion Kit for LRI6E-NG11	299-977	4	\$96
	<ul style="list-style-type: none"><li>• LRI6E : 38,000 BTU turn down to 25,000 BTU (NG) &amp; 38,000 BTU turn down to 30 000 BTU (LP)</li><li>• LRI6E : NG efficiency 73.01%; LP efficiency 70.37%</li><li>• Electronic ignition with SureFire™ and 5 sec FFRT</li><li>• Standard unit includes: body with 30" termination (3" AirIntake x 4" Exhaust), ceramic glass, black steel interior panels, linear burner, variable Speed blower and Proflame I GTMF Remote.</li><li>• HDF (High_Definition_Fire) package with 6-piece realistic ceramic log set and burner.</li></ul>			
	* LP Conversion Kit includes burner orifice, stepper motor, 5/32 Allen Key and pilot orifice			
	Check <a href="http://www.regencyignite.com">www.regencyignite.com</a> for the latest instruction manual			

SAMPLE PRICING:		Suggested Retail
LRI6E with Vignette Faceplate in Black		\$4,953
LRI6E with Vignette Faceplate and regular sized backing plate in Black		\$5,146

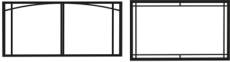


REQUIRED EQUIPMENT		Part no.	Weight	Suggested Retail
VIGNETTE SERIES DESIGNER FACEPLATES		MUST CHOOSE EITHER DESIGNER, RUSTIC OR ARCHED FACEPLATE		
	Vignette Faceplate - Black	299-853	25	\$573
	Vignette Faceplate - Tuscan Sunset	299-851	25	\$697
	Vignette Faceplate - Platinum	299-854	25	\$697
	Vignette Faceplate - Black Chrome	299-852	25	\$1,155
	Safety Screen Included			
Dimensions: 40-1/16" W x 26-13/16"H		For larger openings see the Backing Plate Dimensions		
VIGNETTE SERIES RUSTIC FACEPLATES		MUST CHOOSE EITHER DESIGNER, RUSTIC OR ARCHED FACEPLATE		
	Vignette Faceplate Tudor - Black	299-855	27	\$890
	Safety Screen Included			
Dimensions: 40-1/16" W x 26-13/16"H		For larger openings see the Backing Plate Dimensions		
ARCHED VIGNETTE SERIES		MUST CHOOSE EITHER DESIGNER, RUSTIC OR ARCHED FACEPLATE		
	Arched Vignette Faceplate - Black	299-843	50	\$921
	Arched Vignette Faceplate Decorative - Black	299-845	54	\$1,076
	Safety Screen Included			
Dimensions: 45-3/8"W x 30-7/16"H (top of arch) 27 13/16"H		For larger openings see the Backing Plate Dimensions		

NON-COMBUSTIBLE BOARD				OPTIONAL
Non-Combustible Board (For Hearth floor)		296-936	11	No Charge
Calcium Silicate Board. Dimensions: 44"L x 14"W. See manual for details.				

VIGNETTE ACCESSORIES		Part no.	Weight	Suggested Retail
VIGNETTE SERIES BACKING PLATES FOR LARGER FIREBOX CAVITIES		OPTIONAL		
	VIGNETTE <i>Small</i> Backing Plate - 41"W X 27-3/4"H	299-825	11	\$167
	VIGNETTE <i>Regular</i> Backing Plate - 47-3/8"W X 30-1/2"H	299-826	22	\$193
	VIGNETTE <i>Regular</i> Backing Plate 4-Sided - 47-3/8"W X 34-1/8"H	299-828	26	\$229
	VIGNETTE <i>Oversize</i> Backing Plate - 48-3/8"W x 33"H	299-827	25	\$229
	VIGNETTE 3-Sided Backing Plate - Black ( <i>Custom</i> )	299-831	18	\$530
	VIGNETTE 4-Sided Backing Plate - Black ( <i>Custom</i> )	299-832	18	\$567
	Custom Backing Plates: See Order Forms for Min/Max Dimensions <i>Note: Rectangular backing plates can not be used with Arched Vignette Faceplates</i>			
ARCHED VIGNETTE BACKING PLATE - <i>Can only be used with Arched Vignette</i>		OPTIONAL		
VIGNETTE <i>Arched</i> Backing Plate 50-7/8" X 33-1/16" ( <i>Height at arch</i> ) 29 13/16" Height at the edge		299-847	19	\$254

**Regency Liberty™ Radiant Gas Inserts**

2025 Suggested Retail Price - USA

		Part no.	Weight	Suggested Retail
<b>INLAYS FOR VIGNETTE FACEPLATES</b>		<b>OPTIONAL WHEN USING VIGNETTE FACEPLATE</b>		
	Vignette Door Inlay Black	299-813	11	\$249
	Vignette Craftsman Inlay Black	299-816	10	\$249
	Add another level of customization to your fireplace by adding a Vignette Inlay <i>Cannot be used with Rustic Vignette Faceplates</i>			
<b>VIGNETTE SERIES BACKING PLATE SPACER</b> <span style="float:right"><b>OPTIONAL</b></span>				
	VIGNETTE Spacer Black 39 15/16"W x 26 3/4"H x 2 1/2"D	299-818	8	\$109
	Arched VIGNETTE Spacer Black 45-3/8" x 30-7/16" x 1 3/16" D	299-840	9	\$140
	Use the spacer behind a vignette faceplate for installations in shallow firebox cavities - see manual for details. <b>***REQUIRED IF USING HEARTH TRIM WITH VIGNETTE FACEPLATE***</b>			
<b>VIGNETTE SERIES MANTEL DEFLECTOR</b> <span style="float:right"><b>OPTIONAL</b></span>				
	Black Mantel Deflector	299-820	6	\$83
	Adding this optional piece, reduces the minimum mantel clearances. <i>Available in Black only, 3-1/2" depth.</i> <span style="float:right"><i>*only available for use with Vignette Faceplates at this time</i></span>			
<b>ACCESSORIES</b>				
<b>INTERIOR PANELS</b> <span style="float:right"><b>OPTIONAL</b></span>				
	Brick Standard Design - Rustic Brown	296-901	7	\$263
	Brick Standard Design - Old Town Red	296-902	9	\$263
	Brick Standard Design - Volcanic Black	296-903	10	\$263
	Black Enamel Inner Reflective Panels	296-908	12	\$452
<b>HEARTH TRIM KITS - BLACK</b> <span style="float:right"><b>OPTIONAL</b></span>				
	Adjustable Hearth trim - Trimmable from 2-6inches	299-819	7	\$208
	Hearth trim kits are used if the unit is raised inside the fireplace. <b>Dimensions: 47-3/8" W x 2-6" H</b> Fits perfectly with Regular Sized backing plates			
<b>Must be installed with approved Regency Venting</b>				
<b>3"x 4" DIRECT VENT INSERT</b> <span style="float:right"><b>MUST CHOOSE ALL PIECES FOR 3" x 4" INSTALLATION</b></span>				
	3" x 4" Co-linear vertical termination cap & flashing	946-588	7	\$303
	3" x 35 Ft. Flex chimney liner	948-305	11	\$207
	4" x 35 Ft. Flex chimney liner	948-336	11	\$227
	3"(Air Intake) x 4"(Exhaust). Chimney Flashing is 16"x16"			
<b>More Accessories &amp; Venting Components at the end of this Section</b>				




**HRI3E**

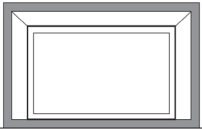
Compact DV Gas Insert


**Regency Horizon® Radiant Compact Gas Insert**


2025 Suggested Retail Price - USA



BASIC EQUIPMENT		Part no.	Weight	Suggested Retail
<b>BODY</b>				
	Natural Gas Unit with Variable Speed Blower	HRI3E-NG11	110	\$2,575
	LP Conversion Kit for HRI3E-NG11	717-977	1	\$96
	• HRI3E : 19 500 BTU turn down to 14 000 BTU (NG) & 19 000 BTU turn down to 15 500 BTU (LP)			
	• HRI3E : NG efficiency 71.73%; LP efficiency 72.87%			
	• Electronic ignition with 5 Sec FFRT			
• Standard unit includes: body with 30" termination (2" Air Intake x 3" Exhaust), ceramic glass, black steel interior panels, burner, variable speed blower and Proflame II Remote.				
Check <a href="http://www.regencyignite.com">www.regencyignite.com</a> for the latest instruction manual				



SAMPLE PRICING:	Suggested Retail
HRI3E with Vignette Faceplate in Black with Crystals	\$3,082

REQUIRED EQUIPMENT		Part no.	Weight	Suggested Retail
<b>VIGNETTE SERIES DESIGNER FACEPLATES</b>		<b>MUST CHOOSE EITHER DESIGNER, RUSTIC OR ARCHED FACEPLATE</b>		
	Vignette Faceplate - Black	716-923	20	\$457
	Vignette Faceplate - Tuscan Sunset	716-921	21	\$634
	Vignette Faceplate - Platinum	716-924	21	\$634
	Vignette Faceplate - Black Chrome	716-922	20	\$1,087
	Safety Screen Included - Dimensions: 29 1/4"W X 22 1/8"H			For larger openings see the Backing Plate Dimensions

VIGNETTE SERIES RUSTIC FACEPLATES		<b>MUST CHOOSE EITHER DESIGNER, RUSTIC OR ARCHED FACEPLATE</b>		
	Vignette Faceplate Tudor - Black - 2-4 week delivery	716-936	21	\$796
	Safety Screen Included - Dimensions: 29 1/4"W X 22 1/8"H			For larger openings see the Backing Plate Dimensions

ARCHED VIGNETTE SERIES		<b>MUST CHOOSE EITHER DESIGNER, RUSTIC OR ARCHED FACEPLATE</b>		
	Arched Vignette Faceplate - Black	717-843	32	\$769
	Arched Vignette Faceplate Decorative - Black	717-845	35	\$921
	Safety Screen Included - Dimensions: 35-15/16"W x 25-3/16"H (top of arch) 22 11/16"H edge			For larger openings see the Backing Plate Dimensions

GLASS MEDIA (FOR BURNER AND FIREBLOX FLOOR)		<b>REQUIRES 4 LBS</b>		
	<b>5 LB BAG</b>	<b>MUST CHOOSE ONE BAG</b>		
	Black Reflective Crystals	946-775	5	\$50
	Copper Crystals	946-776	5	\$50
	Starfire Crystals	946-777	5	\$50
	<b>5 LB BAG</b>	<b>MUST CHOOSE ONE BAG</b>		
	Black Firebeads	946-739	5	\$45
	Caramel Luster Firebeads (Light Brown)	946-742	5	\$45
	Glacier Ice Firebeads (Clear White)	946-741	5	\$45

VIGNETTE ACCESSORIES		Part no.	Weight	Suggested Retail
<b>VIGNETTE SERIES BACKING PLATES FOR LARGER FIREBOX CAVITIES</b>		<b>OPTIONAL</b>		
	VIGNETTE <i>Small</i> Backing Plate - 31 1/4"W X 23 1/3"H	716-925	14	\$140
	VIGNETTE <i>Regular</i> Backing Plate - 35 3/4"W X 25 5/8"H	716-926	14	\$187
	VIGNETTE <i>Regular</i> Backing Plate 4-Sided - 35 3/4"W X 28 5/8"H	716-928	16	\$218
	VIGNETTE <i>Oversize</i> Backing Plate - 38 3/16"W X 29 5/8"H	716-927	22	\$193
	VIGNETTE 3-Sided Backing Plate - Black ( <i>Custom</i> ) - See Order Forms	716-931	31	\$426
	VIGNETTE 4-Sided Backing Plate - Black ( <i>Custom</i> ) - See Order Forms	716-932	23	\$484
	Custom Backing Plates: See Order Forms for Min/Max Dimensions			
Note: Rectangular backing plates can not be used with Arched Vignette Faceplates				
<b>ARCHED VIGNETTE BACKING PLATE - Can only be used with Arched Vignette</b>		<b>OPTIONAL</b>		
	VIGNETTE <i>Arched</i> Backing Plate 40-15/16" W X 27-11/16" H (Height at arch)	717-847	13	\$208
	24 1/2" H at the edge			




All prices are in U.S. dollars.  
Prices subject to change without notice.  
There is a 20% restocking charge.

© 2025 Fireplace Products U.S. Inc.

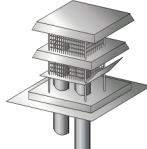
Gas Inserts - 44  
Effective: June 2, 2025  
Printed: Jun 23, 2025 - E. & O.E.

**Regency Horizon® Radiant Compact Gas Insert**

2025 Suggested Retail Price - USA

ACCESSORIES		Part no.	Weight	Suggested Retail
<b>INLAYS FOR VIGNETTE FACEPLATES</b>		<b>OPTIONAL WHEN USING VIGNETTE FACEPLATE</b>		
	Vignette Door Inlay Black	716-913	7	\$229
	Vignette Craftsman Inlay Black	716-916	5	\$239
	Cannot be used with Rustic Vignette Faceplates <i>*Black chrome undergoes a separate chroming process resulting in a mirror like finish. 2-4 week delivery</i>			
<b>INTERIOR PANELS</b>		<b>OPTIONAL</b>		
Black Enamel Inner Reflective Panels		716-908	7	\$426
3-piece reflective panels accentuate the depth of the fire in this contemporary gas insert.				
<b>LOG SET</b>		<b>OPTIONAL</b>		
	Driftwood Log Set	716-935/P	6	\$475
	***Requires 4 Lbs Crystals or Beads*** <i>Can be used on Natural Gas and Propane units</i>			
<b>STONES</b>		<b>OPTIONAL</b>		
	Natural Ceramic Spa Stones	946-674	2	\$303
	Slate Black & Gray Basalt Volcanic Stones	946-710	16	\$130
	Ivory & Tan Basalt Volcanic Stones	946-711	16	\$130
	Note: 4 Lbs of crystals required underneath spa stones (on burner). 70 stones required (one package)			
<b>PEBBLES (FOR FIREBOX FLOOR)</b>		<b>OPTIONAL</b>		
Natural River Pebbles		946-672	6	\$50
Note: 4 Lbs of crystals required underneath river pebbles (on burner). 1 package required.				
<b>HEARTH TRIM KITS - Black</b>		<b>OPTIONAL</b>		
Adjustable Hearth trim - Trimmable from 2-6inches		716-919	7	\$193
Hearth trim kits are used if the unit is raised inside the fireplace. Dimensions: 35 3/4" W x 2-6" H Fits perfectly with Regular Sized backing plates				
<b>MANTEL DEFLECTOR</b>		<b>OPTIONAL</b>		
Black Mantel Deflector		716-920	5	\$83
Adding this optional piece, reduces the minimum mantel clearances. Available in Black only, 3-1/2" depth.				
<b>GAS INSERT HARDWIRE KIT</b>				
Gas insert Hardwire Kit - Includes armored cable and wire harness		946-854	8	\$115

**Must be installed with approved Regency Venting**

2"x 3" DIRECT VENT INSERT		MUST CHOOSE ALL PIECES FOR 2" x 3" INSTALLATION		
	2" x 3" Co-linear vertical termination cap & flashing (includes 2-3" adaptor)	946-582	7	\$278
	2" x 35 Ft. Flex chimney liner	948-316	8	\$212
	3" x 35 Ft. Flex chimney liner	948-305	11	\$207
	<b>ALTERNATE APPROVED CAPS</b>			
	Flue Adaptor Increaser - From 2" to 3"	948-417/P	1	\$51
	Vertical Termination Cap	46DVA-VC	2	\$214
	High Wind Cap	46DVA-VCH	4	\$181
	Co-Linear Adapter with Flashing	46DVA-GK	6	\$376
	2"(Air Intake) x 3"(Exhaust). Termination Cap includes 3"x2" air intake reducer. Chimney Flashing is 16"x16"			
	*948-417/P is <b>REQUIRED</b> when choosing to vent with above DuraVent Parts			

**More Accessories & Venting Components at the end of this Section**

All prices are in U.S. dollars.  
 Prices subject to change without notice.  
 There is a 20% restocking charge.

© 2025 Fireplace Products U.S. Inc.

Gas Inserts - 45  
 Effective: June 2, 2025  
 Printed: Jun 23, 2025 - E. & O.E.













## Regency Horizon™ Contemporary Radiant Gas Inserts

**HRI4E**

Medium DV Gas Insert

2025 Suggested Retail Price - USA

BASIC EQUIPMENT		Part no.	Weight	Suggested Retail
BODY				
	Natural Gas Unit with Variable Speed Blower	HRI4E-NG11	140	\$3,215
	LP Conversion Kitfor HRI4E-NG11	399-977	1	\$96
	• HRI4E : 31,000 BTU turn down to 22,000 BTU (NG) & 31,000 BTU turn down to 26,000 BTU (LP)			
	• HRI4E : NG efficiency 71.45%; LP efficiency 73.01%			
	• Electronic ignition with SureFire™ switch and 5 sec FFRT			
	• Standard unit includes: body with 30" termination (3" Air Intake x 3" Exhaust), ceramic glass, burner, variable speed blower and Proflame I GTMF Remote.			
* LP Conversion Kit includes burner orifice, stepper motor, 5/32 Allen Key and pilot orifice				
Check <a href="http://www.regencyignite.com">www.regencyignite.com</a> for the latest instruction manual				
SAMPLE PRICING:				Suggested Retail
HRI4E with Steel Panels, 8 Lbs Crystals & Vignette Faceplate in Black				\$3,903
REQUIRED EQUIPMENT		Part no.	Weight	Suggested Retail
VIGNETTE SERIES DESIGNER FACEPLATES <i>MUST CHOOSE EITHER DESIGNER, RUSTIC OR ARCHED FACEPLATE</i>				
	Vignette Faceplate - Black	399-853	21	\$489
	Vignette Faceplate - Tuscan Sunset	399-851	21	\$682
	Vignette Faceplate - Platinum	399-854	21	\$682
	Vignette Faceplate - Black Chrome	399-852	21	\$1,144
	Safety Screen Included			
Dimensions: 35-1/16"W x 22-11/16"H <i>For larger openings see the Backing Plate Dimensions</i>				
VIGNETTE SERIES RUSTIC FACEPLATES <i>MUST CHOOSE EITHER DESIGNER, RUSTIC OR ARCHED FACEPLATE</i>				
 Tudor	Vignette Faceplate Tudor - Black	399-855	22	\$858
	Safety Screen Included			
	Dimensions: 35-1/16"W x 22-11/16"H <i>For larger openings see the Backing Plate Dimensions</i>			
ARCHED VIGNETTE SERIES <i>MUST CHOOSE EITHER DESIGNER, RUSTIC OR ARCHED FACEPLATE</i>				
	Arched Vignette Faceplate - Black	399-843	42	\$848
	Arched Vignette Faceplate Decorative - Black	399-845	46	\$999
	Safety Screen Included			
Dimensions: 41-1/4"W x 26-1/8"H at the arch (23 3/4" H edge) <i>For larger openings see the Backing Plate Dimensions</i>				
INNER PANELS <i>MUST CHOOSE ONE</i>				
	Black Steel Inner Panels	396-907	7	\$104
	Black Enamel Inner Reflective Panels	396-908	8	\$457
	3-piece panels accentuate the depth of the fire in this contemporary gas insert.			
GLASS MEDIA (FOR BURNER OR FIREBOX FLOOR) <i>REQUIRES 8 LBS - 5 LBS BURNER, 3 LBS FIREBOX</i>				
   Crystals - Black   Crystals - Copper   Crystals - Starfire	<i>5 LB BAG</i> <i>MUST CHOOSE ONE BAG</i>			
	Black Reflective Crystals	946-775	5	\$50
	Copper Crystals	946-776	5	\$50
	Starfire Crystals	946-777	5	\$50
	<i>1 LB BAG</i> <i>MUST CHOOSE THREE BAGS</i>			
	Black Reflective Crystals	946-675	1	\$15
   Firebeads - Black   Firebeads - Caramel Luster   Firebeads - Glacier Ice	<i>5 LB BAG</i> <i>MUST CHOOSE ONE BAG</i>			
	Black Firebeads	946-739	5	\$45
	Caramel Luster Firebeads (Light Brown)	946-742	5	\$45
	Glacier Ice Firebeads (Clear White)	946-741	5	\$45
	<i>1 LB BAG</i> <i>MUST CHOOSE THREE BAGS</i>			
	Black Firebeads	946-735	1	\$15
VIGNETTE SERIES BACKING PLATES FOR LARGER FIREBOX CAVITIES <i>OPTIONAL</i>				
	VIGNETTE <i>Small</i> Backing Plate 37-1/8"W X 23-5/8"H	399-825	10	\$114
	VIGNETTE <i>Regular</i> Backing Plate 41-5/8"W X 26"H	399-826	19	\$130
	VIGNETTE <i>Regular</i> Backing Plate <i>4-Sided</i> 41-5/8"W X 29-1/4"H	399-828	20	\$213
	VIGNETTE <i>Oversize</i> Backing Plate 44"W x 30"H	399-827	23	\$193
	VIGNETTE <i>3-Sided</i> Backing Plate - Black ( <i>Custom</i> )	399-831	18	\$500
	VIGNETTE <i>4-Sided</i> Backing Plate - Black ( <i>Custom</i> )	399-832	18	\$515
	Custom Backing Plates: See Order Forms for Min/Max Dimensions <i>Note: Rectangular backing plates can not be used with Arched Vignette Faceplates</i>			
ARCHED VIGNETTE BACKING PLATE - <i>Can only be used with Arched Vignette</i> <i>OPTIONAL</i>				
	VIGNETTE <i>Arched</i> Backing Plate 45-7/8 X 28-15/16 (Height at arch) - 25 15/16" H at the edge	399-847	19	\$239

All prices are in U.S. dollars.

Prices subject to change without notice.


There is a 20% restocking charge.



© 2025 Fireplace Products U.S. Inc.

Gas Inserts - 46


Effective: June 2, 2025

Printed: Jun 23, 2025 - E. &amp; O.E.

VIGNETTE ACCESSORIES		Part no.	Weight	Suggested Retail
INLAYS FOR VIGNETTE FACEPLATES		OPTIONAL WHEN USING VIGNETTE FACEPLATE		
	Vignette Door Inlay Black	399-813	9	\$249
	Vignette Craftsman Inlay Black	399-816	9	\$249
	Add another level of customization to your fireplace by adding a Vignette Inlay Cannot be used with Rustic Vignette Faceplates			
VIGNETTE SERIES BACKING PLATE SPACER		OPTIONAL		
	VIGNETTE Spacer Black 34 15/16"W x 22 5/8"H x 2 1/8"D	399-818	6	\$99
	Arched VIGNETTE Spacer Black 40 -1/14"W x 26-1/8"H x 1.5"D	399-840	7	\$125
	Use the spacer behind a vignette faceplate for installations in shallow firebox cavities - see manual for details.			

OTHER ACCESSORIES		Part no.	Weight	Suggested Retail
HEARTH TRIM KITS - BLACK		OPTIONAL		
	Adjustable Hearth trim - Trimmable from 2-6inches	399-819	7	\$203
	Hearth trim kits are used if the unit is raised inside the fireplace. Dimensions: 41-5/8" W x 2-6" H			
	Fits perfectly with Regular Sized backing plates			
LOG SET		OPTIONAL		
	Driftwood Log Set - NG Only	298-930/P	8	\$475
	***Requires 6 Lbs Crystals or Beads*** If crystals or beads previously installed, remove 2 Lbs.			
STONES		OPTIONAL		
	Natural Ceramic Spa Stones	946-674	2	\$303
	Slate Black & Gray Basalt Volcanic Stones	946-710	16	\$130
	Ivory & Tan Basalt Volcanic Stones	946-711	16	\$130
	Note: 7 Lbs of crystals required underneath spa stones (on burner).			
PEBBLES (FOR FIREBOX FLOOR)		OPTIONAL		
	Natural River Pebbles	946-672	6	\$50
	Add Optional River Pebbles to the base of your HRI4E firebox to accent the Fire. 1 packaged required.			
MANTEL DEFLECTOR		OPTIONAL		
	Mantel Deflector - Black	399-820	6	\$83
	Adding this optional piece, reduces the minimum mantel clearances. Available in Black only, 3-1/2" depth.			

**Must be installed with approved Regency Venting**

3" x 3" DIRECT VENT INSERT		MUST CHOOSE ALL PIECES FOR 3" x 3" INSTALLATION		
	3" x 3" Co-linear vertical termination cap & flashing	946-529	7	\$278
	3" x 35 Ft. Flex chimney liner	948-305	11	\$207
	3"(Air Intake) x 3"(Exhaust). Chimney Flashing is 16"x16"			
	<b>ALTERNATE APPROVED CAPS</b>			
	Vertical Termination Cap	46DVA-VC	2	\$214
	High Wind Cap	46DVA-VCH	4	\$181
	Co-Linear Adapter with Flashing	46DVA-GK	6	\$376
More Accessories & Venting Components at the end of this Section				

All prices are in U.S. dollars.  
 Prices subject to change without notice.  
 There is a 20% restocking charge.

© 2025 Fireplace Products U.S. Inc.

Gas Inserts - 47  
 Effective: June 2, 2025  
 Printed: Jun 23, 2025 - E. & O.E.




## Regency Horizon™ Contemporary Radiant Gas Inserts

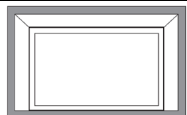
**HRI6E**

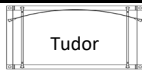
Large DV Gas Insert


2025 Suggested Retail Price - USA

BASIC EQUIPMENT		Part no.	Weight	Suggested Retail
<b>BODY</b>				
	Natural Gas Unit with Variable Speed Blower	HRI6E-NG11	175	\$3,486
	LP Conversion Kit for HRI6E-NG11	299-977	4	\$96
	<ul style="list-style-type: none"><li>• HRI6E : 38,000 BTU turn down to 25,000 BTU (NG) &amp; 38,000 BTU turn down to 30 000 BTU (LP)</li><li>• HRI6E : NG efficiency 73.01%; LP efficiency 70.37%</li><li>• Electronic ignition with SureFire™ switch and 5 sec FFRT</li><li>• Standard unit includes: body with 30° termination (3" AirIntake x 4" Exhaust), ceramic glass, black steel interior panels, linear burner, variable Speed blower and Proflame I GTMF Remote.</li><li>* LP Conversion Kit includes burner orifice, pilot orifice and stepper motor.</li></ul> <b>Check <a href="http://www.regencyignite.com">www.regencyignite.com</a> for the latest instruction manual</b>			







SAMPLE PRICING:		Suggested Retail
HRI6E with 11 Lbs Crystals & Vignette Faceplate in Black		\$4,174
HRI6E with 11 Lbs Crystals, Vignette Faceplate in Black and regular sized backing plate		\$4,367


REQUIRED EQUIPMENT		Part no.	Weight	Suggested Retail
<b>VIGNETTE SERIES DESIGNER FACEPLATES</b>				
	<b>MUST CHOOSE EITHER DESIGNER, RUSTIC OR ARCHED FACEPLATE</b>			
	Vignette Faceplate - Black	299-853	25	\$573
	Vignette Faceplate - Tuscan Sunset	299-851	25	\$697
	Vignette Faceplate - Platinum	299-854	25	\$697
	Vignette Faceplate - Black Chrome	299-852	25	\$1,155
	Dimensions: 40-1/16" W x 26-13/16"H <b>For larger openings see the Backing Plate Dimensions</b>			


<b>VIGNETTE SERIES RUSTIC FACEPLATES</b>				
<b>MUST CHOOSE EITHER DESIGNER, RUSTIC OR ARCHED FACEPLATE</b>				
	Vignette Faceplate Tudor - Black	299-855	27	\$890
	Safety Screen Included			
	Dimensions: 40-1/16" W x 26-13/16"H <b>For larger openings see the Backing Plate Dimensions</b>			

ARCHED VIGNETTE SERIES		MUST CHOOSE EITHER DESIGNER, RUSTIC OR ARCHED FACEPLATE		
	Arched Vignette Faceplate - Black	299-843	50	\$921
	Arched Vignette Faceplate Decorative - Black	299-845	54	\$1,076
	Safety Screen Included			
Dimensions: 45-3/8" W x 30-7/16" H (top of arch) 27 13/16" H		For larger openings see the Backing Plate Dimensions		

<b>NON-COMBUSTIBLE BOARD</b>				<b>OPTIONAL</b>
Non-Combustible Board (For Hearth floor)		296-936	11	No Charge
Calcium Silicate Board. Dimensions: 44"L x 14"W. See manual for details.				

GLASS MEDIA (FOR BURNER OR FIREBOX FLOOR)		REQUIRES 11 LBS - 6 LBS BURNER AND 5 LBS FIREBOX			
<div> Crystals - Black</div> <div> Crystals - Copper</div> <div> Crystals - Starfire</div>	5 LB BAG		MUST CHOOSE TWO BAGS		
	Black Reflective Crystals	946-775	5	\$50	
	Copper Crystals	946-776	5	\$50	
	Starfire Crystals	946-777	5	\$50	
	1 LB BAG		MUST CHOOSE ONE BAG		
	Black Reflective Crystals	946-675	1	\$15	
	Copper Crystals	946-676	1	\$15	
	Starfire Crystals	946-677	1	\$15	
	<div> Firebeads - Black</div> <div> Firebeads - Caramel Luster</div> <div> Firebeads - Glacier Ice</div>	5 LB BAG		MUST CHOOSE TWO BAGS	
		Black Firebeads	946-739	5	\$45
Caramel Luster Firebeads (Light Brown)		946-742	5	\$45	
Glacier Ice Firebeads (Clear White)		946-741	5	\$45	
1 LB BAG		MUST CHOOSE ONE BAG			
Black Firebeads		946-735	1	\$15	
Caramel Luster Firebeads (Light Brown)		946-738	1	\$15	
Glacier Ice Firebeads (Clear White)		946-737	1	\$15	

<b>VIGNETTE SERIES BACKING PLATES FOR LARGER FIREBOX CAVITIES</b>				<b>OPTIONAL</b>
	VIGNETTE Small Backing Plate - 41"W X 27-3/4"H	299-825	11	\$167
	VIGNETTE Regular Backing Plate - 47-3/8"W X 30-1/2"H	299-826	22	\$193
	VIGNETTE Regular Backing Plate 4-Sided - 47-3/8"W X 34-1/8"H	299-828	26	\$229
	VIGNETTE Oversize Backing Plate - 48-3/8"W x 33"H	299-827	25	\$229
	VIGNETTE 3-Sided Backing Plate - Black (Custom)	299-831	18	\$530
	VIGNETTE 4-Sided Backing Plate - Black (Custom)	299-832	18	\$567
	Custom Backing Plates: See Order Forms for Min/Max Dimensions Note: Rectangular backing plates can not be used with Arched Vignette Faceplates			

<b>ARCHED VIGNETTE BACKING PLATE - Can only be used with Arched Vignette</b>				<b>OPTIONAL</b>
	VIGNETTE Arched Backing Plate 50-7/8" X 33-1/16" (Height at arch)	299-847	19	\$254
	29 13/16" Height at the edge			

All prices are in U.S. dollars.  
Prices subject to change without notice.  
There is a 20% restocking charge.

© 2025 Fireplace Products U.S. Inc.

Gas Inserts - 48  
Effective: June 2, 2025  
Printed: Jun 23, 2025 - E. & O.E.

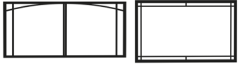




## Regency Horizon™ Contemporary Radiant Gas Inserts

**HRI6E**


Large DV Gas Insert

2025 Suggested Retail Price - USA

VIGNETTE ACCESSORIES		Part no.	Weight	Suggested Retail
<b>INLAYS FOR VIGNETTE FACEPLATES</b>		<b>OPTIONAL WHEN USING VIGNETTE FACEPLATE</b>		
	Vignette Door Inlay Black	299-813	11	\$249
	Vignette Craftsman Inlay Black	299-816	10	\$249
	Add another level of customization to your fireplace by adding a Vignette Inlay <i>Cannot be used with Rustic Vignette Faceplates</i>			
<b>VIGNETTE SERIES BACKING PLATE SPACER</b>		<b>OPTIONAL</b>		
	VIGNETTE Spacer Black 39 15/16"W x 26 3/4"H x 2 1/2"D	299-818	8	\$109
	Arched VIGNETTE Spacer Black 45-3/8" x 30-7/16" x 1 3/16" D	299-840	9	\$140
	Use the spacer behind a vignette faceplate for installations in shallow firebox cavities - see manual for details.			
<b>VIGNETTE SERIES MANTEL DEFLECTOR</b>		<b>OPTIONAL</b>		
	Mantel Deflector* - VIGNETTE Black	299-820	6	\$83
	Adding this optional piece, reduces the minimum mantel clearances. Available in Black only, 3-1/2" depth.			
	*only available for use with Vignette Faceplates at this time			

OTHER ACCESSORIES		Part no.	Weight	Suggested Retail
<b>REFLECTIVE PANELS</b>		<b>OPTIONAL</b>		
	Black Enamel Inner Reflective Panels	296-908	12	\$452
	3-piece reflective panels accentuate the depth of the fire in this contemporary gas insert.			
<b>HEARTH TRIM KITS - BLACK</b>		<b>OPTIONAL</b>		
	Adjustable Hearth trim - Trimmable from 2-6inches	299-819	7	\$208
	Hearth trim kits are used if the unit is raised inside the fireplace. <b>Dimensions: 47-3/8" W x 2-6" H</b> Fits perfectly with Regular Sized backing plates			
<b>LOG SET</b>		<b>OPTIONAL</b>		
	Driftwood Log Set - NG Only	298-930/P	8	\$475
	***Requires 9 Lbs Crystals or Beads*** If crystals or beads previously installed, remove 2 Lbs.			
<b>STONES</b>		<b>OPTIONAL</b>		
	Natural Ceramic Spa Stones	946-674	2	\$303
	Slate Black & Gray Basalt Volcanic Stones	946-710	16	\$130
	Ivory & Tan Basalt Volcanic Stones	946-711	16	\$130
	Accentuate the Horizon burner with Ceramic Spa Style Rocks, or larger volcanic stones. Note: 7 Lbs of crystals required underneath spa stones (on burner).			
<b>PEBBLES (FOR FIREBOX FLOOR)</b>		<b>OPTIONAL</b>		
	Natural River Pebbles	946-672	6	\$50
	Add Optional River Pebbles to the base of your HRI6E firebox to accent the Fire. 2 packages required.			

### Must be installed with approved Regency Venting

3"x 4" DIRECT VENT INSERT		MUST CHOOSE ALL PIECES FOR 3" x 4" INSTALLATION			
	3" x 4" Co-linear vertical termination cap & flashing	946-588	7		\$303
	3" x 35 Ft. Flex chimney liner	948-305	11		\$207
	4" x 35 Ft. Flex chimney liner	948-336	11		\$227
	3"(Air Intake) x 4"(Exhaust). Chimney Flashing is 16"x16"				
More Accessories & Venting Components at the end of this Section					

All prices are in U.S. dollars.  
Prices subject to change without notice.  
There is a 20% restocking charge.

© 2025 Fireplace Products U.S. Inc.

Gas Inserts - 49  
Effective: June 2, 2025  
Printed: Jun 23, 2025 - E. & O.E.












## Regency energy Gas Inserts

## E33 - Flush

Large DV Gas Insert

2025 Suggested Retail Price - USA

BASIC EQUIPMENT		Part no.	Weight	Suggested Retail
BODY				
	Natural Gas	E33-NG10	157	\$3,823
	LP Conversion Kit	342-969	1	\$96
	• E33 : 38 000 BTU turn down to 20 000 BTU (NG) & 35 500 BTU turn down to 19 000 BTU (LP) NG efficiency 70.14%; LP efficiency 70.73%			
	• Direct spark ignition			
	• Standard unit includes: body with 30° termination (3" Air Intake x 3" Exhaust), ceramic glass, safety screen, GTMF remote, variable speed thermostatically controlled blower, burner with log set and ember bed with grate.			
* LP Conversion Kit includes burner orifice, stepper motor, 5/32 Allen Key and pilot orifice				
The blower speed on this unit cannot be adjusted from the remote, even if the remote may show this capability				
New -10 Model includes a GTMF remote. Check www.regencyignite.com for the latest instruction manual				
SAMPLE PRICING:				Suggested Retail
E33 (NG) with Low Profile 3 Sided Faceplate				\$4,515
E33 (LP) with Low Profile 3 Sided Faceplate & LP Conversion Kit				\$4,611
REQUIRED EQUIPMENT		Part no.	Weight	Suggested Retail
FACEPLATES - WITH BUILT IN SAFETY SCREEN		MUST CHOOSE ONE FACEPLATE (LOW PROFILE OR VIGNETTE)		
LOW PROFILE FACEPLATE (OPTION 1)				
Low Profile 3-sided Faceplate (28-3/4"H X 46-1/2"W)		342-924	56	\$692
Oversized Low Profile 3-sided Faceplate (33-1/8"H X 49-9/16"W)		342-984	69	\$812
Dual layered faceplate - front and rear plate, in a black finish				
** spacer is included and can be used for shallow firebox installations (spacer extends faceplate out by 1 3/4")**				
VIGNETTE SERIES DESIGNER FACEPLATES		MUST CHOOSE ONE FACEPLATE (LOW PROFILE OR VIGNETTE)		
VIGNETTE SERIES DESIGNER FACEPLATES - 3 SIDED (OPTION 2)				
	VIGNETTE 3-Sided Faceplate - Black (28-3/4"H X 46-1/2"W)	342-914	48	\$806
	Dual layered faceplate - Accent Trim mounts on rear plate - includes safety screen			
VIGNETTE SERIES DESIGNER FACEPLATES - 4 SIDED (OPTION 3)				
	VIGNETTE 4-Sided Faceplate - Black (30-7/8"H X 46-1/2"W)	342-934	51	\$905
	Dual layered faceplate - Accent Trim mounts on rear plate - includes safety screen			
VIGNETTE ACCESSORIES		Part no.	Weight	Suggested Retail
INLAYS FOR VIGNETTE FACEPLATES		OPTIONAL WHEN USING VIGNETTE FACEPLATE		
	Vignette Door Inlay Black	342-919	11	\$249
	Vignette Door Inlay Tuscan Sunset - 2-4 week delivery	342-920	11	\$249
	Vignette Door Inlay Black Chrome* - 2-4 week delivery	342-918	10	\$692
	Add another level of customization to your fireplace by adding a Vignette Inlay			
*Black chrome undergoes a separate chroming process resulting in a mirror like finish. 2-4 week delivery				
VIGNETTE SPACER				
Vignette Spacer - Black (45"W x 28"H)		342-956	9	\$109
Spacer is used for shallow firebox installations				
OTHER ACCESSORIES		Part no.	Weight	Suggested Retail
HEARTH TRIM KITS - BLACK				
Vignette - Adjustable Hearth trim - Trimmable from 2-6inches		299-819	7	\$208
Low profile - Hearth trim - 2in.		342-952	4	\$140
Hearth trim kits are used if the unit is raised inside the fireplace.				
CUSTOM BACKING PLATE				
Low Profile Custom Backing Plate (see order form for details) - Black		342-958	13	\$510
Custom Backing Plate 3-Sided Vignette (see order form for details) - Black		342-954	19	\$510
Custom Backing Plate 4-Sided Vignette (see order form for details) - Black		342-959	21	\$510
*Custom backing plate cannot be used with oversize faceplate.				
BRICK PANELS				
	Rustic Brown Standard Design	340-901	10	\$384
	Old Town Red Standard Design	340-902	10	\$384
4-piece brick panel set provides a traditional look				
	Ember Upgrade Package	946-663	2	\$101
	Optional Ember upgrade package to enhance your fireplace. Contains: 1 bag Large Lava Rock, 1 bag Black & White Lava Rock, 1 bag Rock Wool, 5-7 pieces Wood			
PLATINUM BRIGHT EMBERS AND EMBAGLOW EMBERS INCLUDED WITH UNIT				
Platinum Bright Embers (PBE) 1g bag		946-669	1	\$15
Embaglow Embers 1g bag		946-708	0	\$15
Must be installed with approved Regency Venting				
3"x 3" DIRECT VENT INSERT		MUST CHOOSE ALL PIECES FOR 3" x 3" INSTALLATION		
	3" x 3" Co-linear vertical termination cap & flashing	946-529	7	\$278
	3" x 35 Ft. Flex chimney liner	948-305	11	\$207
	3"(Air Intake) x 3"(Exhaust). Chimney Flashing is 16"x16"			
	ALTERNATE APPROVED CAPS			
	Vertical Termination Cap	46DVA-VC	2	\$214
High Wind Cap		46DVA-VCH	4	\$181
Co-Linear Adapter with Flashing		46DVA-GK	6	\$376
More Accessories & Venting Components at the end of this Section				

All prices are in U.S. dollars.

Prices subject to change without notice.

There is a 20% restocking charge.

© 2025 Fireplace Products U.S. Inc.

Gas Inserts - 50

Effective: June 2, 2025

Printed: Jun 23, 2025 - E. &amp; O.E.





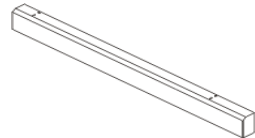




**U31 - Flush**

Medium B Vent Gas Insert

**Regency energy Gas Inserts**

2025 Suggested Retail Price - USA

BASIC EQUIPMENT		Part no.	Weight	Suggested Retail	
BODY					
	Natural Gas	U31-NG10	93	\$3,111	
	LP Conversion Kit	404-969	1	\$76	
	• U31 : 30,000 BTU turn down to 27,500 BTU (NG) & 27 500 BTU turn down to 13,700 BTU (LP)				
	• U31 : NG efficiency 58.45%; LP efficiency 59.29%				
	• Direct spark ignition				
• Standard unit includes: body with flush ceramic glass, burner with steel grate, log set, platinum bright embers, variable speed thermostatically controlled blower and SIT valve with flame adjustment control.					
Remote included on/off functionality (blower control on unit)					
* LP Conversion Kit includes burner orifice, 5/32 Allen Key and pilot orifice					
The blower speed on this unit cannot be adjusted from the remote, even if the remote may show this capability					
Check <a href="http://www.regencyignite.com">www.regencyignite.com</a> for the latest instruction manual					
SAMPLE PRICING:				Suggested Retail	
U31 (NG) with Screen & Low Profile Faceplate				\$3,771	
U31 (NG) with Black Flush Louvers, Screen & Contour Standard Faceplate & LP Conversion Kit				\$3,720	
REQUIRED EQUIPMENT					
Mesh Safety Screen (REQUIRED)		405-929	7	No Charge	
LOW PROFILE FACEPLATE (OPTION 1)					
	Low Profile 3-sided Faceplate (40-3/4" W x 23-15/16" H)	403-954	19	\$660	
	Front face (3-sided) size: 36" W x 20" H				
FACEPLATES (OPTION 2)					
	Contour Standard (26-1/8"H x 40-1/8"W)	402-918	10	\$437	
	Contour Oversize (28-1/8"H x 44-1/8"W)	402-919	12	\$484	
	Powder coated black finish with black trim.				
On/off switch and blower control mounted in top left section.					
LOUVERS - REQUIRED WITH OPTION 2					
Black		402-920	5	\$172	
ACCESSORIES					
BRICK PANELS					
	Rustic Brown Standard Design	404-901	4	\$237	
	Old Town Red Standard Design	404-902	4	\$237	
	3-piece brick panel set provides a traditional look				
HEARTH TRIM KITS - BLACK					
	Contour Standard Faceplate	2" x 40"	400-926	3	\$73
		4" x 40"	400-928	4	\$78
	Contour Oversize Faceplate	2" x 45.5"	320-942	3	\$73
		4" x 45.5"	320-944	4	\$78
	Low Profile Faceplate	2" x 41 1/4"	396-952	3	\$83
		4" x 41 1/4"	396-954	5	\$94
Hearth trim kits are used if the unit is raised inside the fireplace.					
					
Offset Flue Adapter - 2-4 wk lead time		948-402/P	3	\$131	
For U31 B Vent inserts only.					
May be required for installations into deep fireplaces.					
					
Ember Upgrade Package		946-663	2	\$101	
Optional Ember upgrade package to enhance your fireplace. Contains: 1 bag Large Lava Rock, 1 bag Black & White Lava Rock, 1 bag Rock Wool, 5-7 pieces Wood Chips					
PLATINUM BRIGHT EMBERS AND EMBAGLOW EMBERS INCLUDED WITH UNIT					
Platinum Bright Embers (PBE) 1g bag		946-669	1	\$15	
Embaglow Embers 1g bag		946-708	0	\$15	
Must be installed with approved Regency Venting					
VENTING OPTIONS FOR FOR B-VENT INSERTS					
ASTROCAP™ ALUMINUM LINER KITS					
		Part no.	Weight	Suggested Retail	
4" x 25 Ft. flex kit w/ liner, cap, flashing and collar		948-425	11	\$253	
4" x 35 Ft. flex kit w/ liner, cap, flashing and collar		948-435	14	\$313	
* Kit 948-335 is for use ONLY on the Regency Energy E21 insert, and ONLY when using the 3" offset flue adapter (see below)					
For regular E21 installations, use the 948-425 or 948-435 4" kit.					
More Accessories & Venting Components at the end of this Section					

All prices are in U.S. dollars.

Prices subject to change without notice.

There is a 20% restocking charge.

© 2025 Fireplace Products U.S. Inc.





Gas Inserts - 51

Effective: June 2, 2025

Printed: Jun 23, 2025 - E. &amp; O.E.

## Atmosphere, Regency Liberty, energy, &amp; Horizon Gas Inserts




2025 Suggested Retail Price - USA

																US Only Models		
OPTIONAL ACCESSORIES		Part no.	Weight	GI25	GI27	GI29	GI33	L234	LR13E	LR14E	LR16E	HR13E	HR14E	HR16E	E33	U31	Suggested Retail	
		946-854	8	Yes	Yes	Yes	Yes	-	Yes	-	-	Yes	-	-	-	-	\$115	
Includes armored cable and wire harness **Note: Electrical power must be brought to the appliance by a licensed electrician																		
OPTIONAL CONTROLS		Part no.	Weight	GI25	GI27	GI29	GI33	L234	LR13E	LR14E	LR16E	HR13E	HR14E	HR16E	E33	U31	Suggested Retail	
		911-138	1	Yes	Yes	Yes	Yes	Yes	Yes	Yes	Yes	Yes	Yes	Yes	Yes	Yes	\$61	
Manual temperature setting.																		
		910-404/P	1	Yes	Yes	Yes	Yes	Yes	Yes	Yes	Yes	Yes	Yes	Yes	Yes	Yes	\$130	
5 day weekday and 2 day weekend multi-cycle programming for optimum control. Allows up to 4 temperature settings per day to fine tune heating requirements. Its Energy Management Recovery (EMR) system automatically calculates when to																		
		946-703	3	Yes	Yes	Yes	Yes	Yes	-	Yes	Yes	-	Yes	Yes	Yes	Yes	NetDealerOnly	
Shipped in a box of 15. White powder coated steel. Includes 2 Stainless Steel screws, if you choose to mount to a wall. Box can be displayed on your retail counter. Use in your showroom, sell them to customers, or use them as part of a promotion.																		

## Venting Components

													US Only Models			
UNIT VENTING INFORMATION				GI25	GI27	GI29	GI33	L234	LR13E	LR14E	LR16E	HR13E	HR14E	HR16E	E33	U31
	Vent Size (Exhaust)			3"	3"	3"	4"	3"	3"	3"	4"	3"	3"	4"	3"	4"
	Vent Size (Air Intake)			3" (optional 2")	3"	3"	3"	3" (optional 2")	2"	3"	3"	2"	3"	3"	3"	N/A
	Vent Type			DV	DV	DV	DV	DV	DV	DV	DV	DV	DV	DV	DV	BV
	Vent Location			30°	30°	30°	30°	30°	30°	30°	30°	30°	30°	30°	30°	Top

## VENTING OPTIONS FOR FOR DIRECT VENT INSERTS


DIRECT VENT INSERT (COAXIAL TO COLINEAR)																US Only Models		Suggested Retail	
	Part no.	Weight	GI25	GI27	GI29	GI33	L234	LR13E	LR14E	LR16E	HR13E	HR14E	HR16E	E33	U31				
<b>3"x 4" DIRECT VENT INSERT</b>																		<b>MUST CHOOSE ALL PIECES FOR 3" x 4" INSTALLATION</b>	
	3" x 4" Co-linear vertical termination cap & flashing	946-588	7	-	-	-	Yes	-	-	-	Yes	-	-	Yes	-	\$303			
	3" x 35 Ft. Flex chimney liner	948-305	11	-	-	-	Yes	-	-	-	Yes	-	-	Yes	-	\$207			
	4" x 35 Ft. Flex chimney liner	948-336	11	-	-	-	Yes	-	-	-	Yes	-	-	Yes	-	\$227			
3"(Air Intake) x 4"(Exhaust). Chimney Flashing is 16"x16"																			
<b>ALTERNATE APPROVED CAPS</b>																			
	Vertical High Wind Cap With Flashing	46DVA-CL34	22	-	-	-	YES	-	-	-	-	-	-	-	-	\$764			
	Kit includes High wind cap and 3" x 35' Air Inlet Liner & 4" x 35' Exhaust Liner																		
	High Wind Cap	46DVA-VCH	4	-	-	-	YES	-	-	-	-	-	-	-	-	\$181			
	Co-linear termination Adapter with Flashing	46DVA-34CLTA	5	-	-	-	YES	-	-	-	-	-	-	-	-	\$300			
<b>3"x 3" DIRECT VENT INSERT</b>																		<b>MUST CHOOSE ALL PIECES FOR 3" x 3" INSTALLATION</b>	
	3" x 3" Co-linear vertical termination cap & flashing	946-529	7	Yes	Yes	Yes	-	Yes	-	Yes	-	-	Yes	-	Yes	\$278			
	3" x 35 Ft. Flex chimney liner	948-305	11	Yes	Yes	Yes	-	Yes	-	Yes	-	-	Yes	-	Yes	\$207			
	3"(Air Intake) x 3"(Exhaust). Chimney Flashing is 16"x16"																		
<b>ALTERNATE APPROVED CAPS</b>																			
	Vertical High Wind Cap With Flashing	46DVA-CL33	22	Yes	Yes	Yes	-	-	-	-	-	-	-	-	-	\$764			
	Kit includes High wind cap and 3" x 35' Air Inlet Liner & 3" x 35' Exhaust Liner																		
	Vertical Termination Cap	46DVA-VC	2	Yes	Yes	Yes	-	Yes	-	Yes	-	-	Yes	-	Yes	\$214			
	High Wind Cap	46DVA-VCH	4	Yes	Yes	Yes	-	Yes	-	Yes	-	-	Yes	-	Yes	\$181			
	Co-linear Adapter with Flashing	46DVA-GK	6	Yes	Yes	Yes	-	Yes	-	Yes	-	-	Yes	-	Yes	\$376			
<b>2"x 3" DIRECT VENT INSERT</b>																		<b>MUST CHOOSE ALL PIECES FOR 2" x 3" INSTALLATION</b>	
	2" x 3" Co-linear vertical termination cap & flashing (includes 2-3" adaptor)	946-582	7	Yes	-	-	-	Yes	Yes	-	-	Yes	-	-	-	\$278			
	2" x 35 Ft. Flex chimney liner	948-316	8	Yes	-	-	-	Yes	Yes	-	-	Yes	-	-	-	\$212			
	3" x 35 Ft. Flex chimney liner	948-305	11	Yes	-	-	-	Yes	Yes	-	-	Yes	-	-	-	\$207			
	<b>ALTERNATE APPROVED CAPS</b>																		
	Flue Adaptor increaser - From 2" to 3"	948-417/P	1	Yes*	-	-	-	-	Yes*	-	-	Yes*	-	-	-	-	\$51		
Vertical Termination Cap	46DVA-VC	2	Yes*	-	-	-	-	Yes*	-	-	Yes*	-	-	-	-	\$214			
High Wind Cap	46DVA-VCH	4	Yes*	-	-	-	-	Yes*	-	-	Yes*	-	-	-	-	\$181			
Co-linear Adapter with Flashing	46DVA-GK	6	Yes*	-	-	-	-	Yes*	-	-	Yes*	-	-	-	-	\$376			
2"(Air Intake) x 3"(Exhaust). Termination Cap includes 3"x2" air intake reducer. Chimney Flashing is 16"x16"																			
*948-417/P is REQUIRED when choosing to vent with above DuraVent Parts																			

VENT KITS															Part no.	Weight	GI25	GI27	GI29	GI33	L234	LR13E	LR14E	LR16E	HR13E	HR14E	HR16E	E33	U31	Suggested Retail		
HORIZONTAL FLEX VENT KIT															MUST CHOOSE ALL PIECES FOR 3" x 4" INSTALLATION																	
Horizontal Flex Vent Kit 4x6 Dia 3" & 3"															46DVA-HCL33	9	-	-	YES	-	-	-	-	-	-	-	-	-	-	-	-	\$504
Horizontal Flex Vent Kit 4x6 Dia 3" & 4"															46DVA-HCL34	10	-	-	-	YES	-	-	-	-	-	-	-	-	-	-	-	\$504

Horizontal Vent Kit allows you to vent an insert horizontally through the back of a suitable masonry chimney.  
Kit includes: Co-Linear Termination, Two 10' Aluminum Flex Lengths, and Hardware for Flex Attachment

## VENTING OPTIONS FOR FOR B-VENT INSERTS

ASTROCAP™ ALUMINUM LINER KITS																US Only Models		Suggested Retail
	Part no.	Weight	GI25	GI27	GI29	GI33	L234	LR13E	LR14E	LR16E	HR13E	HR14E	HR16E	E33	U31			
4" x 25 Ft. flex kit w/ liner, cap, flashing and collar																		
	948-425	11	-	-	-	-	-	-	-	-	-	-	-	-	Yes	\$253		
4" x 35 Ft. flex kit w/ liner, cap, flashing and collar																		
	948-435	14	-	-	-	-	-	-	-	-	-	-	-	-	Yes	\$313		
3" x 35 Ft. flex kit w/ liner, cap, flashing and collar*																		
	948-335	12	-	-	-	-	-	-	-	-	-	-	-	-	No	\$253		
* Kit 948-335 is for use ONLY on the Regency Energy E21 insert, and ONLY when using the 3" offset flue adapter (see below) For regular E21 installations, use the 948-425 or 948-435 4" kit.																		

OPTIONAL VENTING ACCESSORIES (B-VENT INSERTS)																US Only Models		Suggested Retail
	Part no.	Weight	GI25	GI27	GI29	GI33	L234	LR13E	LR14E	LR16E	HR13E	HR14E	HR16E	E33	U31			
OFFSET ADAPTORS																		
	Offset flue adapter (U31 only) - 4 week lead time	948-402/P	3	-	-	-	-	-	-	-	-	-	-	-	Yes	\$131		

May be required for installations into deep fireplaces.																	
OPTIONAL VENTING ACCESSORIES		Part no.	Weight	GI25	GI27	GI29	GI33	L234	LR13E	LR14E	LR16E	HR13E	HR14E	HR16E	E33	U31	Suggested Retail
Milli Pac Blk 90 ml HI Temp Seal		948-128	1	Yes	Yes	Yes	Yes	Yes	Yes	Yes	Yes	Yes	Yes	Yes	Yes	-	Net Dealer Only
Milli Pac Blk 300 ml HI Temp Seal		948-143	1	Yes	Yes	Yes	Yes	Yes	Yes	Yes	Yes	Yes	Yes	Yes	Yes	-	Net Dealer Only

All prices are in U.S. dollars.  
Prices subject to change without notice.  
There is a 20% restocking charge.

© 2025 Fireplace Products U.S. Inc.

Gas Inserts - 52  
Effective: June 2, 2025  
Printed: Jun 23, 2025 - E & O.E.

# TABLE OF CONTENTS

*2025 USA Retail Pricing for:*

## **GAS STOVES**

Gas Efficiency Table	<b>2</b>
Glass Viewing Area	<b>3</b>

Regency Contura RC500E Gas Stove	<b>54</b>
----------------------------------	-----------

Classic™ C34E Gas Stove	<b>55</b>
-------------------------	-----------

### **Ultimate™ Gas Stoves**

U38/U39/U39E	<b>56</b>
--------------	-----------

### **Hampton® Gas Stoves**

H15E/H15U	<b>57</b>
H27E/H27U	<b>58</b>
H35E/H35U	<b>59</b>


Common Accessories	<b>60</b>
Venting Components	<b>61 , 62</b>

**RC500E**


Regency Contura Gas Stove




**Regency Contura Gas Stoves**

2025 Suggested Retail Price - USA

BASIC EQUIPMENT		Part no.	Weight	Suggested Retail
BODY				
	RC500E Natural Gas - Black	RC501E-NG11	236	\$5,872
	RC500E Natural Gas - White	RC502E-NG11	233	\$7,033
	LP Conversion kit for RC501/502E-NG11	366-977	1	\$96
	<ul style="list-style-type: none"><li>• RC500E : 23 000 BTU turn down to 16 000 BTU (NG) &amp; 22 000 BTU turn down to 18 000 BTU (LP)</li><li>• RC500E : NG efficiency 67.13%; LP efficiency 66.85%</li><li>• Electronic Ignition with 5 Sec FFRT</li><li>• BLACK -Standard unit includes: Body, cast door, interior lights, blower, 4"x 6-½" top or rear direct vent, and proflame II remote</li><li>• WHITE -Standard unit includes: Body, glass door &amp; top, interior lights, blower, 4"x 6-½" top or rear direct vent, and proflame II remote</li></ul> <p><b>Check <a href="http://www.regencyignite.com">www.regencyignite.com</a> for the latest instruction manual</b></p>			

SAMPLE PRICING:		Suggested Retail
RC501E (NG) BLACK stove with safety screen and reflective crushed glass		\$5,912
RC502E (NG) WHITE stove with safety screen and reflective crushed glass		\$7,073

REQUIRED EQUIPMENT		Part no.	Weight	Suggested Retail
<b>SAFETY SCREEN</b>				
	Screen Guard ( <b>REQUIRED</b> )	366-949	8	No Charge
<b>CRUSHED GLASS</b>				<b>MUST CHOOSE ONE</b>
	Crushed Glass Coal Black 3/4in. (3.5lbs)	946-780	4	\$40
	Crushed Glass Iceberg 3/4in. (3.5lbs)	946-781	4	\$40
	Crushed Glass Ginger 3/4in. (3.5lbs)	946-779	4	\$40
	3lbs of glass is required for the burner			

OPTIONAL ACCESSORIES		Part no.	Weight	Suggested Retail
<b>ENAMEL PANEL</b>				
	Reflective Enamel Panel	366-908	6	\$266
	Enhance the look your fire with a curved enamel back inner panel			
<b>LOG SET</b>				
	Ceramic Traditional Log 6pc Set	366-930	6	\$399
	Create a more traditional fire with full log set			
<b>VOLCANIC STONES</b>				
	Slate Black & Gray Basalt Volcanic Stones	946-710	16	\$130
	Ivory & Tan Basalt Volcanic Stones	946-711	16	\$130
<b>More Accessories &amp; Venting Components at the end of this Section</b>				


All prices are in U.S. dollars.  
Prices subject to change without notice.  
There is a 20% restocking charge.

© 2025 Fireplace Products U.S. Inc.





Gas Stoves -54  
Effective: June 2, 2025  
Printed: Jun 23, 2025 - E. & O.E.


**Regency Classic Gas Stoves**

2025 Suggested Retail Price - USA

BASIC EQUIPMENT		Part no.	Weight	Suggested Retail	
BODY ONLY (SEE DOOR OPTIONS BELOW)					
	C34 DV (Standing Pilot)	Natural Gas	C34-NG11	172	\$2,965
		Propane	C34-LP11	172	\$2,965
	C34E DV( Electronic Ignition) Proflame II	Natural Gas	C34E-NG11	172	\$3,204
		Propane	C34E-LP11	172	\$3,204
	<ul style="list-style-type: none"><li>• C34 : 32 000 BTU turn down to 21 000 BTU (NG) &amp; 29 000 BTU turn down to 23 000 BTU (LP)</li><li>• C34 : NG efficiency 72.02%; LP efficiency 72.02%</li><li>• Standard unit includes: body, ceramic glass, airmate, 4 piece log set, platinum bright embers, burner, 4"x 6-6"" direct vent, and millivolt SIT 820 valve with flame adjustment control, safety screen (packaged with body) and remote. <i>*Electronic Ignition model comes with Proflame II system &amp; remote</i></li></ul> <p><b>Check <a href="http://www.regencyignite.com">www.regencyignite.com</a> for the latest instruction manual</b></p>				

SAMPLE PRICING:	Suggested Retail
C34 Standing Pilot (NG or LP) with Black Door & Pedestal	\$3,361
C34E Electronic Ignition (NG or LP) with Black Door & Pedestal	\$3,600

REQUIRED EQUIPMENT		Part no.	Weight	Suggested Retail	
DOOR OPTIONS					
	Black - NEW	494-941	20	\$172	
	Black with Nickel Trim* - NEW (2-4 wk lead time)	494-943	20	\$515	
	*Includes two brushed nickel hinge caps				
PEDESTAL		MUST CHOOSE EITHER PEDESTAL OR LEGS & BOTTOM SHIELD			
	Pedestal	494-926	23	\$224	
LEGS					
	Bottom Shield	494-921	14	\$224	
	Required with Legs.				
	Cast Iron Legs	Painted Black	850-126	14	\$167
		Brushed Nickel	850-128	13	\$665

ACCESSORIES		Part no.	Weight	Suggested Retail
<b>FAN</b>				
	2-Speed blower - For Standing Pilot only	493-917	7	\$485
	2-Speed blower - For Proflame II Electronic Ignition only	494-917	7	\$263
<b>More Accessories &amp; Venting Components at the end of this Section</b>				

All prices are in U.S. dollars.

Prices subject to change without notice.




There is a 20% restocking charge.

© 2025 Fireplace Products U.S. Inc.

Gas Stoves -55

Effective: June 2, 2025

Printed: Jun 23, 2025 - E. &amp; O.E.

		U38/U39		
		Ultimate Gas Stoves		
Regency <i>Ultimate</i> Gas Stove		2025 Suggested Retail Price - USA		
BASIC EQUIPMENT		Part no.	Weight	Suggested Retail
BODY		CHOOSE A UNIT		
	U38 B VENT (TOP) STOVE - CHOOSE COLOR			
	U38 Standing Pilot 821 B Vent (NG) - Black Door	U38B-NG13	183	\$3,464
	LP Conversion Kit for U38	732-969	1	\$96
	U39 DV (TOP) STOVE - CHOOSE COLOR & IGNITION SYSTEM			
	U39 Standing Pilot - DV (NG) - Black Door	U39B-NG12	183	\$3,943
	U39 Standing Pilot - DV (NG) - Nickel Door *WQL	U39N-NG13	182	\$4,182
	LP Conversion Kit U39	734-987	1	\$96
	U39E Electronic Ignition - DV (NG)- Black Door	U39EB-NG12	183	\$4,021
	U39E Electronic Ignition - DV (NG)- Nickel Door	U39EN-NG12	183	\$4,410
	LP Conversion Kit U39	734-977	1	\$96
	• U38 Top B vent : 38 000 BTU turn down to 26 000 BTU (NG) & 34 000 BTU turn down to 27 500 BTU (LP)			
	• U38 : NG efficiency 71.61%; LP efficiency 71.73%			
	• U39 Top direct vent : 38 000 BTU turn down to 26 000 BTU (NG) & 38 000 BTU turn down to 30 000 BTU (LP)			
	• U39-12 : NG efficiency (FE) P4 71.45%; LP efficiency 74.31%			
	• Standard unit color: Black or Nickel door			
• Standard unit includes: body, pedestal, pedestal side panels, millivolt SIT 820 valve with flame adjustment control (U39), variable speed thermostatically controlled blower, and platinum bright embers, and Proflame GTMF remote				
Check <a href="http://www.regencyignite.com">www.regencyignite.com</a> for the latest instruction manual				
U38 Standing Pilot SAMPLE PRICING:		Suggested Retail		
BLACK U38 B Vent (NG) with Safety Screen, log set & Black Louvers		\$3,896		
U39 Standing Pilot SAMPLE PRICING:		Suggested Retail		
BLACK U39 DV (NG) with Safety Screen, log set & Black Louvers		\$4,375		
U39E SAMPLE PRICING:		Suggested Retail		
BLACK U39E DV (NG) with Safety Screen, log set & Black Louvers		\$4,453		
NICKEL U39E DV (NG) with Safety Screen, log set & Nickel Louvers		\$5,019		
REQUIRED EQUIPMENT		Part no.	Weight	Suggested Retail
SAFETY SCREEN				
	Safety Screen (REQUIRED)	732-929	9	No Charge
LOG SET		MUST CHOOSE ONE LOG SET		
	Traditional Log Package	732-930	5	\$318
	Driftwood Log Set	732-931	8	\$318
ROUND BAR LOUVERS				
	Black - Set of 2	560-922	5	\$114
	Brushed Nickel - Set of 2	560-921	5	\$291
ACCESSORIES		Part no.	Weight	Suggested Retail
	6" Flue Collar (U38E only)	590-930	2	\$106
Decorative flue collar for B vent stoves only.				
BTU REDUCTION KITS				
	BTU Reduction Kit for NG (U38 ONLY)	730-920	1	\$30
	BTU Reduction Kit for LP (U38 ONLY)	730-922	1	\$30
	BTU Reduction Kit for NG to 35,000 BTUs (U39 ONLY)	734-920	1	\$30
	BTU Reduction Kit for LP to 32,500 BTUs (U39 ONLY)	734-922	1	\$30
More Accessories & Venting Components at the end of this Section				

All prices are in U.S. dollars.  
Prices subject to change without notice.  
There is a 20% restocking charge

© 2025 Fireplace Products U.S. Inc.


Gas Stoves -56  
Effective: June 2, 2025  
Printed: Jun 23, 2025 - E. & O.E.


**HAMPTON H15**

Small Cast Iron Gas Stove

**Hampton Cast Iron Standing Pilot Gas Stoves**


2025 Suggested Retail Price - USA


BASIC EQUIPMENT		Part no.	Weight	Suggested Retail
BODY				Standing Pilot
	H15 Standing Pilot - Charcoal Gray	H151U-NG	179	\$2,517
	H15 Standing Pilot - Timberline Brown *WQL	H155U-NG	179	\$3,029
	LP Conversion Kit**	384-969	1	\$69
				Electronic Ignition - ProFlame II System
	H15E Proflame II - Charcoal Gray	H151E-NG11	179	\$2,799
	H15E Proflame II - Cream Enamel	H154E-NG11	196	\$3,469
	H15E Proflame II - Timberline Brown Enamel	H155E-NG11	186	\$3,443
	LP Conversion Kit**	382-977	1	\$96
	• H15U : 18 000 BTU turn down to 12 700 BTU (NG) & 18 000 BTU turn down to 15 500 BTU (LP)			
	• H15U : NG efficiency 61.97%; LP efficiency 63.69%			
		• Standing Pilot : cast iron body with ceramic glass (includes grille and safety screen), 4 piece log set, burner, 4"x 6-3/4" direct vent, optional blower kit and 1g bag of platinum bright embers, On/Off Switch at the back of the unit.		
		** LP Conversion Kit		
		Check <a href="http://www.regencyignite.com">www.regencyignite.com</a> for the latest instruction manual		

ACCESSORIES		Part no.	Weight	Suggested Retail
BLOWERS				
	Standing Pilot - Variable Speed Blower kit	384-917	7	\$480
	Electronic Ignition - Variable Speed Blower	382-917	7	\$242
	Rear-mounted blower for enhanced warm air circulation and performance.			
REMOTE CONTROL - Standing Pilot Model				
	FireGenie Handheld On/Off Remote control	910-399	1	\$232

**HAMPTON H27**

Medium Cast Iron Gas Stove

BASIC EQUIPMENT		Part no.	Weight	Suggested Retail
BODY				Standing Pilot
	H27 Standing Pilot - Charcoal Gray	H271U-NG	227	\$3,246
	LP Conversion Kit**	358-969	1	\$69
				Electronic Ignition - ProFlame II System
	H27E Proflame II- Charcoal Gray	H271E-NG11	227	\$3,583
	H27E Proflame II- Timberline Brown Enamel	H275E-NG11	227	\$4,286
	LP Conversion Kit**	357-977	1	\$96
	• H27U: 25,000 BTU turn down to 18,000 BTU (NG) & 22,000 BTU turn down to 17,500 BTU (LP)			
	• H27U NG efficiency 67.63%; LP efficiency 66.51%			
	• Standing Pilot : cast iron body with ceramic glass (includes grille and safety screen), 4 piece log set, burner, 4"x 6-3/4" direct vent, optional blower kit and 1g bag of platinum bright embers, On/Off Switch at the back of the unit.			
	** LP Conversion Kit			
		Check <a href="http://www.regencyignite.com">www.regencyignite.com</a> for the latest instruction manual		

ACCESSORIES		Part no.	Weight	Suggested Retail
	Standing Pilot - Variable Speed Blower kit	358-917	7	\$480
	Electronic Ignition - Variable Speed Blower	357-917	7	\$242
	Rear-mounted blower for enhanced warm air circulation and performance.			
REMOTE CONTROL - Standing Pilot Model				
	FireGenie Handheld On/Off Remote control	910-399	1	\$232

VENT PAINT		Part no.	Weight	Suggested Retail
	Vent Paint - Charcoal Gray	938-136	2	NetDealerOnly
	Vent Paint - Timberline Brown Enamel	W902005	2	NetDealerOnly
	12 oz. cans. Will typically cover 36 inch of pipe, if applied properly.			

**More Accessories & Venting Components at the end of this Section**

All prices are in U.S. dollars.  
Prices subject to change without notice.  
There is a 20% restocking charge

© 2025 Fireplace Products U.S. Inc.

Gas Stoves -57  
Effective: June 2, 2025  
Printed: Jun 23, 2025 - E. & O.E.






**HAMPTON H35**

Large Cast Iron Gas Stove

**Hampton Cast Iron Standing Pilot Gas Stove**

2025 Suggested Retail Price - USA

BASIC EQUIPMENT		Part no.	Weight	Suggested Retail
BODY				Standing Pilot
	H35 Standing Pilot - Charcoal Gray	H351U-NG	315	\$3,922
	LP Conversion Kit for standing pilot models	744-969	1	\$69
	Electronic Ignition - ProFlame II System			
	H35E Proflame II - Charcoal Gray	H351E-NG11	310	\$4,374
	H35E Proflame II - Cream Enamel	H354E-NG11	317	\$5,186
	H35E Proflame II - Timberline Brown Enamel	H355E-NG11	317	\$5,186
	LP Conversion Kit for NG11 Models	743-977	1	\$96
	• H35U : 30 000 BTU turn down to 21 500 BTU (NG) & 29 500 BTU turn down to 24 000 BTU (LP)			
	• H35U : NG efficiency 75.27%; LP efficiency 75.77%			
	• Standing Pilot : cast iron body with ceramic glass (includes grille and safety screen), 4 piece log set, burner, 4"x 6- <sup>1</sup> / <sub>8</sub> " direct vent, optional blower kit and 1g bag of platinum bright embers, On/Off Switch at the back of the unit.			
Check <a href="http://www.regencyignite.com">www.regencyignite.com</a> for the latest instruction manual				
ACCESSORIES		Part no.	Weight	
BRICK PANELS				
	Standard Design - Rustic Brown	740-901	5	\$222
	Standard Design - Old Town Red	740-902	5	\$222
BLOWERS				
	Standing Pilot - Variable Speed Blower Kit	744-917	6	\$480
	Electronic Ignition - Variable Speed Blower	743-917	5	\$242
	Rear-mounted blower for enhanced warm air circulation and performance.			
REMOTE CONTROL - Standing Pilot Model				
	FireGenie Handheld On/Off Remote control	910-399	1	\$209
VENT PAINT				
	Vent Paint - Charcoal Gray	938-136	2	NetDealerOnly
	Vent Paint - Timberline Brown Enamel	W902005	2	NetDealerOnly
	Vent Paint - Seaside Sand Enamel - 2-4 wk lead time	938-141	2	NetDealerOnly
	12 oz. cans. Will typically cover 36 inch of pipe, if applied properly.			
More Accessories & Venting Components at the end of this Section				

All prices are in U.S. dollars.

Prices subject to change without notice.




There is a 20% restocking charge

© 2025 Fireplace Products U.S. Inc.

Gas Stoves -59

Effective: June 2, 2025

Printed: Jun 23, 2025 - E. &amp; O.E.

COMMON ACCESSORIES		Part no.	Weight	RC500E	C34	U38E	U39	H15	H27	H35	Suggested Retail
	<b>Ember Upgrade Package</b>	946-663	2	-	Yes	Yes	Yes	Yes	Yes	Yes	\$101
	Optional Ember upgrade package to enhance your fireplace Contains: 1 bag Large Lava Rock, 1 bag Black & White Lava Rock, 1 bag Rock Wool, 5-7 pieces Wood Chips										
	<b>Remote Control Holders</b>	946-703	3	Yes	Yes	Yes	Yes	Yes	Yes	Yes	NetDealerOnly
Shipped in a box of 15. White powder coated steel. Includes 2 Stainless Steel screws, if you choose to mount to a wall. Box can be displayed on your retail counter. Use in your showroom, sell them to customers, or use them as part of a promotion.											
	<b>Basic wall thermostat</b>	911-138	1	-	Yes	Yes	Yes	Yes	Yes	Yes	\$61
	Manual temperature setting.										
	<b>Programmable wall thermostat</b>	910-404/P	1	-	Yes	Yes	Yes	Yes	Yes	Yes	\$130
	5 day weekday and 2 day weekend multi-cycle programming for optimum control. Allows up to 4 temperature settings per day to fine tune heating requirements. Its Energy Management Recovery (EMR) system automatically calculates when to begin raising and lowering the temperature to ensure the desired room temperature is reached at the appropriate setpoint times.										

All prices are in U.S. dollars.  
Prices subject to change without notice.  
There is a 20% restocking charge.










© 2024 Fireplace Products U.S. Inc. icts U.S. Inc.



Gas Stoves -60  
Effective: July 15, 2024  
Printed: Jun 23, 2025 - E. & O.E.

**Gas Stoves**

2025 Suggested Retail Price - USA

UNIT VENTING INFORMATION		RC500E	C34	U38E	U39	H15	H27	H35
	Vent Size	4"x 6- $\frac{3}{4}$ "	4"x 6- $\frac{3}{4}$ "	4"	4"x 6- $\frac{3}{4}$ "	4"x 6- $\frac{3}{4}$ "	4"x 6- $\frac{3}{4}$ "	4"x 6- $\frac{3}{4}$ "
	Vent Type	DV	DV	BV	DV	DV	DV	DV
	Vent Location	Top/Rear	Top	Top	Top	Top	Top	Top

VENTING OPTIONS FOR TOP VENT DIRECT VENT STOVES											
ASTROCAP™ (TOP VENT DIRECT VENT GAS STOVES)		Part no.	Weight	RC500E	C34	U38E	U39	H15	H27	H35	Suggested Retail
	<b>AstroCap™ 1 ft. DV stove vent kit</b>	380-946	10	Yes	-	-	-	Yes	-	-	\$460
	AstroCap™ DV stove vent kit (4" x 6-5/8") includes: 12" rigid inner pipe, spacer springs, 12" rigid outer pipe, wall thimble, thimble cover, screws, sealant and AstroCap™.										
	<b>AstroCap™ 2 ft. DV stove vent kit</b>	946-116	19	Yes	Yes	-	Yes	Yes	Yes	Yes	\$601
	<b>AstroCap™ 4 ft. DV stove vent kit</b>	946-216	24	Yes	Yes	-	Yes	Yes	Yes	Yes	\$682
	AstroCap™ DV stove vent kit (4" x 6-5/8") includes: 2' or 4' flex inner liner, spacer springs, 24" or 48" rigid outer pipe, 90° rigid elbow, 14" - 24" adjustable pipe, wall thimble, thimble cover, stove adapter, screws, sealant and AstroCap™.										
	<b>AstroCap™ vinyl siding standoff</b>	946-206	1	Yes	Yes	Yes	Yes	Yes	Yes	Yes	\$56
	Required ONLY on homes with vinyl siding.										
	<b>Rear vent termination kit with pipe adaptor</b>	946-544	15	Yes	-	-	-	Yes	Yes	Yes	\$707
	Rear vent termination kit includes: 6-5/8" x 18" black pipe, 4" x 18" aluminum vent pipe (cut-to-fit), pipe adaptor, wall thimble, wall thimble cover, riser vent terminal, sealant and screws.										
	<b>45° black elbow for 946-544 &amp; 380-946</b>	946-204	2	-	-	-	-	Yes	Yes	Yes	\$96
	Required when installing unit in a corner.										
	<b>Horizontal vent guard</b>	946-506/P	9	Yes	Yes	-	Yes	Yes	Yes	Yes	\$202
	For AstroCap™ and Simpson Dura-Vent caps only.										
	<b>Riser vent terminal</b>	640-530/P	7	Yes	Yes	-	Yes	Yes	Yes	Yes	\$394
	The Riser vent terminal is an optional vent termination that allows closer clearance to grade.										
	<b>Vinyl siding standoff for 640-530/P</b>	946-205	4	Yes	Yes	-	Yes	Yes	Yes	Yes	\$131
	Required ONLY on homes with vinyl siding.										
	<b>Vent guard for 640-530/P - 2-4 wk lead time</b>	946-208/P	5	Yes	Yes	-	Yes	Yes	Yes	Yes	\$197

OPTIONAL VENTING ACCESSORIES (DIRECT VENT STOVES)		Part no.	Weight	RC500E	C34	U38E	U39	H15	H27	H35	Suggested Retail
<b>HEARTH MOUNTED (COAXIAL TO COLINEAR)</b>											
	<b>Co-linear vertical termination cap &amp; flashing</b>	946-529	7	Yes	-	-	-	Yes	Yes	Yes	\$278
	<b>3" X 35" Flex chimney liner</b>	948-305	11	Yes	-	-	-	Yes	Yes	Yes	\$207
	<b>Coaxial-to-colinear adapter kit</b>	946-563	6	Yes	-	-	-	Yes	Yes	Yes	\$197
	<b>Dura-Vent horizontal Kit A - 2-4 wk lead time</b>	46DVA-KHA	10	Yes	Yes	-	Yes	Yes	Yes	Yes	\$681
	Kit A includes: 90° black elbow, wall thimble cover, 24" black pipe, 11" - 14-5/8" adjustable black pipe (requires termination cap and wall thimble, not included with kit).										
OPTIONAL VENTING ACCESSORIES (DIRECT VENT STOVE)		Part no.	Weight	RC500E	C34	U38E	U39	H15	H27	H35	Suggested Retail
	<b>AstroCap™ Horizontal Termination</b>	946-523/P	4	Yes	Yes	-	Yes	Yes	Yes	Yes	\$298
	<b>Mill Pac Blk 90 ml Hi Temp Seal</b>	948-128	1	Yes	Yes	-	Yes	Yes	Yes	Yes	NetDealerOnly
	<b>Mill Pac Blk 300 ml Hi Temp Seal</b>	948-143	1	Yes	Yes	-	Yes	Yes	Yes	Yes	NetDealerOnly

All prices are in U.S. dollars.

 Prices subject to change without notice.  
 There is a 20% restocking charge.

© 2025 Fireplace Products U.S. Inc.

 Gas Stoves -61  
 Effective: June 2, 2025  
 Printed: Jun 23, 2025 - E. & O.E.



Gas Stoves

VENTING COMPONENTS

Gas Stoves

2025 Suggested Retail Price - USA

UNIT VENTING INFORMATION		RC500E	C34	U38E	U39	H15	H27	H35
Vent Size		4"x 6- $\frac{3}{4}$ "	4"x 6- $\frac{3}{4}$ "	4"	4"x 6- $\frac{3}{4}$ "	4"x 6- $\frac{3}{4}$ "	4"x 6- $\frac{3}{4}$ "	4"x 6- $\frac{3}{4}$ "
Vent Type		DV	DV	BV	DV	DV	DV	DV
Vent Location		Top/Rear	Top	Top	Top	Top	Top	Top

SIMPSON DURAVENTPRO VENTING (4" x 6-5/8")		Part no.	Weight	RC500E	C34	U38E	U39	H15	H27	H35	Suggested Retail
RIGID VENT PIPE											
	6" length (Black)	46DVA-06B	2	Yes	Yes	-	Yes	Yes	Yes	Yes	\$108
	9" length (Black) - 2-4 wk lead time	46DVA-09B	2	Yes	Yes	-	Yes	Yes	Yes	Yes	\$107
	12" length (Galvanized)	46DVA-12	3	Yes	Yes	-	Yes	Yes	Yes	Yes	\$80
	12" length (Black)	46DVA-12B	3	Yes	Yes	-	Yes	Yes	Yes	Yes	\$119
	18" length (Galvanized)	46DVA-18	3	Yes	Yes	-	Yes	Yes	Yes	Yes	\$96
	18" length (Black) - 2-4 wk lead time	46DVA-18B	3	Yes	Yes	-	Yes	Yes	Yes	Yes	\$134
	24" length (Galvanized)	46DVA-24	4	Yes	Yes	-	Yes	Yes	Yes	Yes	\$110
	24" length (Black) - 2-4 wk lead time	46DVA-24B	5	Yes	Yes	-	Yes	Yes	Yes	Yes	\$154
	36" length (Galvanized)	46DVA-36	7	Yes	Yes	-	Yes	Yes	Yes	Yes	\$134
	36" length (Black)	46DVA-36B	7	Yes	Yes	-	Yes	Yes	Yes	Yes	\$188
	48" length (Galvanized)	46DVA-48	8	Yes	Yes	-	Yes	Yes	Yes	Yes	\$160
	48" length (Black)	46DVA-48B	8	Yes	Yes	-	Yes	Yes	Yes	Yes	\$225
	60" length (Galvanized)	46DVA-60	10	Yes	Yes	-	Yes	Yes	Yes	Yes	\$214
	60" length (Black) - 2-4 wk lead time	46DVA-60B	10	Yes	Yes	-	Yes	Yes	Yes	Yes	\$299
	Pipe Extension Galv. 8-1/2"	46DVA-08A	1	Yes	Yes	-	Yes	Yes	Yes	Yes	\$60
	Pipe Extension Black 8-1/2"	46DVA-08AB	2	Yes	Yes	-	Yes	Yes	Yes	Yes	\$92
	Pipe Extension Galv. 16"	46DVA-16A	3	Yes	Yes	-	Yes	Yes	Yes	Yes	\$71
	Pipe Extension Black 16"	46DVA-16AB	3	Yes	Yes	-	Yes	Yes	Yes	Yes	\$105
RIGID VENT ELBOWS											
	45° (Galvanized)	46DVA-E45	2	Yes	Yes	-	Yes	Yes	Yes	Yes	\$109
	45° (Black) - 2-4 wk lead time	46DVA-E45B	2	Yes	Yes	-	Yes	Yes	Yes	Yes	\$142
	90° (Galvanized)	46DVA-E90	3	Yes	Yes	-	Yes	Yes	Yes	Yes	\$127
	90° (Black)	46DVA-E90B	3	Yes	Yes	-	Yes	Yes	Yes	Yes	\$166
TERMINATION CAPS											
	High wind vertical termination cap	46DVA-VCH	4	Yes	Yes	-	Yes	Yes	Yes	Yes	\$181
	Vertical Termination Cap	46DVA-VC	2	Yes	Yes	-	Yes	Yes	Yes	Yes	\$214
	High wind horizontal termination cap	46DVA-HC	4	Yes	Yes	-	Yes	Yes	Yes	Yes	\$448
SNORKELS											
	14" Rise Termination Cap - 2-4 wk lead time	46DVA-SNK14	12	Yes	Yes	-	Yes	Yes	Yes	Yes	\$1,196
CEILING SUPPORT CAPS											
	Round support / Wall thimble cover	46DVA-DC	2	Yes	Yes	-	Yes	Yes	Yes	Yes	\$140
	Cathedral ceiling support - 2-4 wk lead time	46DVA-CS	6	Yes	Yes	-	Yes	Yes	Yes	Yes	\$218
FLASHINGS											
	Adjustable Roof Flashing 0/12 — 6/12	46DVA-F6	4	Yes	Yes	-	Yes	Yes	Yes	Yes	\$77
	Flat Roof Flashing - 2-4 wk lead time	46DVA-FF	3	Yes	Yes	-	Yes	Yes	Yes	Yes	\$117
	Steep Roof Flashing 7/12 — 12/12	46DVA-F12	3	Yes	Yes	-	Yes	Yes	Yes	Yes	\$146
OTHER											
	Ceiling Firestop	46DVA-FS	1	Yes	Yes	-	Yes	Yes	Yes	Yes	\$26
	3" Co-linear Adapter (For use w/ 46DVA-VC or *VCH)	46DVA-GK	6	Yes	Yes	-	Yes	Yes	Yes	Yes	\$376
	Storm Collar	46DVA-SC	1	Yes	Yes	-	Yes	Yes	Yes	Yes	\$22
	Vinyl Siding Standoff - 2-4 wk lead time	46DVA-VSS	5	Yes	Yes	-	Yes	Yes	Yes	Yes	\$145
	Wall Strap	46DVA-WS	1	Yes	Yes	-	Yes	Yes	Yes	Yes	\$48
	Attic Insulation Shield	46DVA-IS	6	Yes	Yes	-	Yes	Yes	Yes	Yes	\$193
	Wall Thimble	46DVA-WT	3	Yes	Yes	-	Yes	Yes	Yes	Yes	\$110

All prices are in U.S. dollars.  
Prices subject to change without notice.  
There is a 20% restocking charge.

© 2025 Fireplace Products U.S. Inc.

Gas Stoves -62  
Effective: June 2, 2025  
Printed: Jun 23, 2025 - E. & O.E.



## OTHER VENTING GAS

The following parts are not approved for use with Regency products

2025 Suggested Retail Price - USA

Use Regency Manuals for specific installation instructions

Part no.		Weight	Suggested Retail
<b>46DVA-KMC</b>	Chimney Conversion Kit	7	\$560
<b>46DVA-36FF</b>	4x7 36" DVA Concentric Flex	4	\$288
<b>46DVA-60FF</b>	4x7 60" DVA Concentric Flex	5	\$377
<b>46DVA-120FF</b>	4x7 120" DVA Concentric Flex	12	\$657
<b>58DVA-36FF</b>	5x8 36" DVA Concentric Flex	5	\$337
<b>58DVA-60FF</b>	5x8 60" DVA Concentric Flex	9	\$449
<b>58DVA-120FF</b>	5x8 120" DVA Concentric Flex	14	\$777
<b>58DVA-HC</b>	Square Horizontal Term cap	2	\$510

All prices are in U.S. dollars.  
Prices subject to change without notice.  
There is a 20% restocking charge.

© 2025 Fireplace Products U.S. Inc.

Effective: June 2, 2025  
Printed: Jun 23, 2025 - E. & O.E.

# TABLE OF CONTENTS

*2025 USA Retail Pricing for:*

## **GAS LOGS**

Vented Gas Logs **64**

Vent-Free Gas Logs **65**

**Vented Gas Logs**

2025 Suggested Retail Price - USA

BASIC EQUIPMENT		Part no.	Weight	Suggested Retail
BASE		Must choose Millivolt or Electronic System		
	MILLIVOLT: Standing Pilot system, Match light, On/Off Remote			
	GL18V 18" Vented 2-Burner System	V18M2-NG	27	\$947
	LP Conversion kit for V18M2-NG	946-845	1	\$96
	GL24V 24" Vented 3-Burner System	V24M3-NG	31	\$1,243
	LP Conversion kit for V24M3-NG	946-846	1	\$96
	GL30V 30" Vented 3-Burner System	V30M3-NG	35	\$1,521
	LP Conversion kit for V30M3-NG	946-847	1	\$96
	ELECTRONIC IGNITION: Pilot on demand, On/Off Remote			
	GL18V 18" Vented 2-Burner System	V18E2-NG	27	\$1,268
	LP Conversion kit for V18E2-NG	946-841	1	\$143
	GL24V 24" Vented 3-Burner System	V24E3-NG	31	\$1,563
	LP Conversion kit for V24E3-NG	946-842	1	\$143
	GL30V 30" Vented 3-Burner System	V30E3-NG	35	\$1,623
	LP Conversion kit for V30E3-NG	946-843	1	\$143
	<ul style="list-style-type: none"><li>• 2-Burner: Rear and Front burners will provide beautiful and even flame distribution</li><li>• 3-Burner: Higher flames and an additional middle burner will create a great fire experience</li><li>• All Burners include remote control, lava rock, black embers, flex line and damper clamp</li></ul>			
	Check <a href="http://www.regencyignite.com">www.regencyignite.com</a> for the latest instruction manual			
	REQUIRED EQUIPMENT		Part no.	Weight
LOG SETS		Must choose one (match log set to burner size)		
	18" Log Sets			
	Oak	946-823	27	\$274
	Driftwood	946-829	33	\$336
	Birch	946-826	33	\$336
	24" Log Sets			
	Oak	946-824	65	\$474
	Driftwood	946-830	66	\$531
	Birch	946-827	66	\$551
	30" Log Sets			
	Oak	946-825	93	\$677
	Driftwood	946-831	98	\$734
	Birch	946-828	98	\$734
ACCESSORIES		Part no.	Weight	Suggested Retail
Additional Media				
	Lava Rock- 10 lbs	946-837	10	\$23
	Black Embers- 6 oz	946-844	1	\$31
OTHER		Part no.	Weight	Net Price - NOT MSRP
Dealer Display				
	3 Tier Display (Not for Consumer Sale)	946-836	85	\$500

All prices are in U.S. dollars.

Gas Stoves -64

Prices subject to change without notice.

Effective: June 2, 2025

There is a 20% restocking charge.

© 2025 Fireplace Products U.S. Inc.

Printed: Jun 23, 2025 - E. &amp; O.E.







## GAS LOGS



Vent-Free Gas Logs

### Vent-Free Gas Logs

2025 Suggested Retail Price - USA

BASIC EQUIPMENT		Part no.	Weight	Suggested Retail	
BASE		Must choose Millivolt or Electronic System			
	MILLIVOLT VARIABLE: Manual spark standing pilot system, On/Off & Flame Adjustment Remote				
	GL18VF	18" Vent-Free System Natural Gas	VF18V-NG	25	\$1,159
	GL18VF	18" Vent-Free System Propane	VF18V-LP	25	\$1,159
	GL24VF	24" Vent-Free System Natural Gas	VF24V-NG	28	\$1,223
	GL24VF	24" Vent-Free System Propane	VF24V-LP	28	\$1,223
	ELECTRONIC IGNITION: Pilot on demand, On/Off & Flame Adjustment Remote				
	GL18VF	18" Vent-Free System Natural Gas	VF18E-NG	25	\$1,423
	GL18VF	18" Vent-Free System Propane	VF18E-LP	25	\$1,423
	GL24VF	24" Vent-Free System Natural Gas	VF24E-NG	28	\$1,486
	GL24VF	24" Vent-Free System Propane	VF24E-LP	28	\$1,486
• All Burners include remote control, lava rock, platinum embers, black embers and flex line					
Check <a href="http://www.regencyignite.com">www.regencyignite.com</a> for the latest instruction manual					

REQUIRED EQUIPMENT		Part no.	Weight	Suggested Retail
LOG SETS		Must choose one (match log set to burner size)		
	18" Log Sets			
	Oak	946-832	28	\$355
	Birch	946-834	28	\$355
	24" Log Sets			
	Oak	946-833	45	\$418
	Birch	946-835	45	\$418

ACCESSORIES		Part no.	Weight	Suggested Retail
<b>Additional Media</b>				
	Lava Rock- 10 lbs	946-837	10	\$23
	Black Embers- 6 oz	946-844	1	\$31
<b>OTHER</b>		Part no.	Weight	Net Price - NOT MSRP
<b>Dealer Display</b>				
	3 Tier Display (Not for Consumer Sale)	946-836	85	\$500

All prices are in U.S. dollars.

Prices subject to change without notice.

There is a 20% restocking charge.

Gas Stoves -65

Effective: June 2, 2025

© 2025 Fireplace Products U.S. Inc.

Printed: Jun 23, 2025 - E. & O.E.

# TABLE OF CONTENTS

*2025 USA Retail Pricing for:*

## **ELECTRIC FIREPLACES**

Glass Viewing Area	<b>3</b>
--------------------	----------

<b>Studio Electric Built-in Fireplaces</b>	
ES105, ES135, ES165	<b>67</b>

<b>Skope-2™ Electric Built-in Fireplaces</b>	
E110-2, E135-2, E150-2, E195-2	<b>68 , 69</b>

<b>Onyx Electric Built-in Fireplaces</b>	
EX110, EX150, EX190	<b>68 , 69</b>

## **ELECTRIC INSERTS**

<b>Atmosphere™ Electric Inserts</b>	
Ei25	<b>70</b>
Ei29	<b>71</b>
Ei33	<b>72</b>


<b>NEW Atmosphere™ LCD Electric Inserts &amp; Fireplaces</b>	
Ei29LCD	<b>73</b>
Ei33LCD	<b>74</b>
E36LCD & E800LCD	<b>75</b>





**ELECTRIC**  
Built-In Electric Fireplaces

**Studio Electric Fireplaces**

2025 Suggested Retail Price - USA

STUDIO SINGLE-SIDED ELECTRIC FIREPLACES		Part no.	Weight	Suggested Retail
	Studio 41" Built-in Single Sided Fireplace	ES105	87	\$1,901
	Studio 53" Built-in Single Sided Fireplace	ES135	101	\$2,139
	Studio 65" Built-in Single Sided Fireplace	ES165	121	\$2,373
	<p>• <b>ALL DEALERS RECEIVE 50% DISCOUNT OFF MSRP</b></p> <ul style="list-style-type: none"> <li>Glass Viewing Area: ES105 (40"W x 13"H) ES135 (52"W x 13"H) ES165 (62"W x 13"H)</li> <li>Our slimmest, most streamlined model. Can be fully recessed, without unsightly trims</li> <li>5,000 BTU Hard wire ready, or plug in. Can be used with and without heat.</li> <li>Unit includes a thermostatic remote, finishing trim, oak log set &amp; ember bed media</li> <li>Multi-Color LED Lighting, 3 dynamic flame options, 14 color fuel bed options</li> </ul>			

ACCESSORIES		Part no.	Weight	Suggested Retail
<b>Additional Log Set Options</b>				
	ES105 Birch Log Set	923-816	4	\$190
	ES135 & ES165 Birch Log Set	923-822	5	\$310
Replaces the oak log set included with the unit. Placed on top of the included standard ember bed media.				
<b>Mood Lighting Kit</b>				
	Mood Lighting Kit	923-835	0.5	\$114
Powerful mood lighting systems allows you to create additional ambience in your home. Up to 10 feet of flexible LED strips can be installed around a TV or along shelves to enhance your fire's glow. Control the mood lighting directly from your remote control				

OTHER		Part no.	Weight	Net Price - NOT MSRP
<b>Dealer Display</b>				
3 Tier Display (Not for Consumer Sale)		944-336	52	\$500



**Dealer Display**  
Does not include units

All prices are in U.S. dollars.  
Prices subject to change without notice.  
There is a 20% restocking charge.



Electric Fireplaces-67  
Effective: June 2, 2025  
© 2025 Fireplace Products U.S. Inc.  
Printed: Jun 23, 2025 - E. & O.E.







**ELECTRIC**  
Built-In Electric Fireplaces

**Skope-2 & Onyx Electric Fireplaces**

2025 Suggested Retail Price - USA

SKOPE MULTI-SIDED ELECTRIC FIREPLACES		Part no.	Weight	Suggested Retail
 	<b>Skope 43" Built-in 3 Sided Fireplace</b>	E110-2	146	\$2,373
	<b>Skope 53" Built-in 3 Sided Fireplace</b>	E135-2	169	\$2,600
	<b>Skope 59" Built-in 3 Sided Fireplace</b>	E150-2	188	\$2,823
	<b>Skope 77" Built-in 3 Sided Fireplace</b>	E195-2	235	\$3,387
	<ul style="list-style-type: none"> <li>• Glass Viewing Area: E110 (43"W x 15"H) E135 (53"W x 15"H) E150 (59"W x 15"H) E195 (77"W x 15"H)</li> <li>• 3-Sided Bay, 2-Sided Corner, or 1-Sided Linear installation options.</li> <li>• 5,000 BTU Hard wire ready, or plug in. Can be used with and without heat.</li> <li>• Unit includes a thermostatic remote, finishing trim, oak log set, ember bed media &amp; crystal ice effect.</li> <li>• Multi-Color Chromalight LED Lighting, 3 dynamic flame options, and down-lighting</li> <li>• Wifi enabled &amp; app controllable through iOS and Android.</li> </ul>			

ONYX MULTI-SIDED ELECTRIC FIREPLACES		Part no.	Weight	Suggested Retail
 	<b>Onyx 43" Built-in 3 Sided Fireplace</b>	EX110	161	\$3,083
	<b>Onyx 59" Built-in 3 Sided Fireplace</b>	EX150	209	\$3,561
	<b>Onyx 75" Built-in 3 Sided Fireplace</b>	EX190	254	\$4,153
	<ul style="list-style-type: none"> <li>• Glass Viewing Area: EX110 (43"W x 17"H) EX150 (59"W x 17"H) EX190 (76"W x 17"H)</li> <li>• 3-Sided Bay, 2-Sided Corner, or 1-Sided Linear installation options.</li> <li>• 5,000 BTU Hard wire ready, or plug in. Can be used with and without heat.</li> <li>• Unit includes a thermostatic remote, finishing trim, oak log set &amp; ember bed media</li> <li>• Multi-Color Chromalight Plus Designer LED Lighting, complete customization of every feature</li> <li>2 independent flames, innovative integrated log lighting, fully adjustable flame speed &amp; brightness</li> <li>• Wifi enabled &amp; app controllable through iOS and Android.</li> </ul>			

ACCESSORIES		Part no.	Weight	Suggested Retail
Additional Log Set Options				
	E110 or EX110 Birch Log Set	928-815	8	\$217
	E135, E150 or EX150 Birch Log Set	928-822	10	\$331
	E195 or EX190 Birch Log Set	928-831	13	\$424
	Replaces the oak log set included with the unit. Placed on top of the included standard ember bed media.			
Mood Lighting Kit				
	Mood Lighting Kit	923-835	0.5	\$114
	Powerful mood lighting systems allows you to create additional ambience in your home. Up to 10 feet of flexible LED strips can be installed around a TV or along shelves to enhance your fire’s glow. Control the mood lighting directly from your remote control			

All prices are in U.S. dollars.  
Prices subject to change without notice.  
There is a 20% restocking charge.

© 2024 FPI Fireplace Products International Ltd.

Electric Fireplaces-68  
Effective: June 2, 2025  
Printed: Jun 23, 2025 - E. & O.E.



# ELECTRIC

Built-In Electric Fireplaces

## Skope-2 & Onyx Electric Fireplaces

2025 Suggested Retail Price - USA

OTHER		Part no.	Weight	Suggested Retail
Skope Log Upgrade				
Available Jan 2025	Onyx Oak Log Set for E110	EL0946	7	\$190
	Onyx Oak Log Set for E135 or E150	EL0947	2	\$290
	Onyx Oak Log Set for E195	EL0948	18	\$370
Onyx Media Upgrade				
Available Jan 2025	Large Crystals (from Skope range)	EL0975	2	\$69
	Small Crystals (from Skope range)	EL0974	2	\$39
Dealer Display				Net Price - NOT MSRP
	3 Tier Display (Not for Consumer Sale)	944-336	52	\$500



Dealer Display  
Does not include units


All prices are in U.S. dollars.  
Prices subject to change without notice.  
There is a 20% restocking charge.


© 2025 Fireplace Products U.S. Inc.


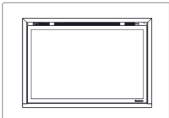
Electric Fireplaces-69  
Effective: June 2, 2025  
Printed: Jun 23, 2025 - E. & O.E.






**Atmosphere Electric Insert**



2025 Suggested Retail Price - USA

UNIT	Part no.	Weight	Suggested Retail
	<b>EI25 Electric Insert</b>	EI25	61
	• Flame Viewing Area: 25" W x 16" H • Unit includes: Thermostatic Remote Control. Can be used with or without heat. 3 sided (27-1/16"W x 17-7/8"H) & 4 sided (27-1/16"W x 18-13/16"H) finishing trim (bottom trim is removed to create a 3 sided). Oak Log set with grate & ember bed media. • 5,000 BTU, 1400W, 120V plug or hardwire or 9,500 BTU, 2800W, 240V hardwire only.		

ACCESSORIES	Part no.	Weight	Suggested Retail
<b>Additional Log Set Options</b>			
	<b>Driftwood Log Set</b>	281-930	5
	<b>Birch Log Set</b>	281-931	5
Replaces the oak log set included with the unit. Placed on top of the included grate & standard ember bed media.			

Faceplates & Backing Plate				Optional
 3-Sided Faceplate  4-Sided Faceplate	<b>3 Sided Faceplate 35-13/16" W x 23-1/4" H</b>	288-912	14	\$190
	<b>4 Sided Faceplate 35-13/16" W x 26" H</b>	288-913	16	\$217
	<b>3 Sided Oversized Backing Plate 44-11/16" w x 29-5/8" H</b>	288-936	29	\$358
	<b>3 Sided Custom Faceplate</b>	288-937	22	\$477
	<b>4 Sided Custom Faceplate</b>	288-938	27	\$477
The Backing Plate can fit directly to the insert. A faceplate is not required. If a customer wants to use a Premium Surround, they will need a 3 sided faceplate & may also want to add a backing plate for additional height & width. Refer to the Custom Backing Plate order forms for sizing information. All Faceplates are Satin Black.				

Premium Trims				Optional
 Black  White  Sunset Bronze  Grey  Brushed Nickel	<b>Premium Trim Packer - REQUIRED</b>	281-943	1	No Charge
	<b>3 Sided - Black</b>	550-920	14	\$239
	<b>3 Sided - Grey</b>	550-921	14	\$338
	<b>3 Sided - White</b>	550-922	14	\$338
	<b>3 Sided - Sunset Bronze</b>	550-923	14	\$338
	<b>3 Sided - Brushed Nickel</b>	550-924	14	\$764
	<b>Premium Trims fit on the 3 Sided Faceplate only (288-912).</b> Please also add a Premium Trim Packer to your order (281-943). 3 Sided Trim Dimensions: 40-13/16"W x 26-3/8"H			

Traditional Premium Trims				Optional
 Traditional 3 Sided - Black  Traditional 3 Sided - Brushed Antique Copper	<b>Traditional 3 Sided - Black</b>	550-927	6	\$239
	<b>Traditional 3 Sided - Brushed Antique Copper</b>	550-928	6	\$708
<b>Traditional Premium Trims fit on the 3 Sided Faceplate only (288-912).</b> Traditional Trim Dimensions: 45-3/4"W x 28-3/4"H				

Other				Optional
	<b>Adjustable Hearth Trim - Trimmable from 2-6 in.</b>	262-941	7	\$94
	<b>Hearth trim fits on the 3 Sided Faceplate only (288-912) and requires a Premium Trim. Cannot be used with Traditional Premium Trim.</b> The hearth trim attaches to the bottom of the unit if the unit is raised in the cavity & a 4 sided faceplate does not accommodate the required height.			

All prices are in U.S. dollars.  
 Prices subject to change without notice.  
 There is a 20% restocking charge.


Electric Fireplaces-70  
 Effective: June 2, 2025  
 © 2025 Fireplace Products U.S. Inc. Printed: Jun 23, 2025 - E. & O.E.



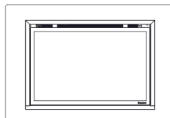


**ELECTRIC INSERT**

EI29

**Atmosphere Electric Insert**

2025 Suggested Retail Price - USA

UNIT		Part no.	Weight	Suggested Retail
	Ei29 Electric Insert	Ei29	75	\$1,960
	<ul style="list-style-type: none"><li>• Flame Viewing Area: 29" W x 19" H</li><li>• Unit includes: Thermostatic Remote Control. Can be used with or without heat. 3 sided (31-1/16"W x 20-7/8"H) &amp; 4 sided (31-1/16"W x 21-13/16"H) finishing trim (bottom trim is removed to create a 3 sided). Oak Log set with grate &amp; ember bed media.</li><li>• 5,000 BTU, 1400W, 120V plug or hardwire or 9,500 BTU, 2800W, 240V hardwire only.</li></ul>			

ACCESSORIES		Part no.	Weight	Suggested Retail
Additional Log Set Options		Optional		
	Driftwood Log Set	281-930	5	\$190
	Birch Log Set	281-931	5	\$190
	Replaces the oak log set included with the unit. Placed on top of the included grate & standard ember bed media.			
Faceplates & Backing Plate		Optional		
 3-Sided Faceplate  4-Sided Faceplate	3 Sided Faceplate 40-3/16"W x 26"H	281-912	15	\$190
	4 Sided Faceplate 40-3/16"W x 29-1/2"H	281-913	19	\$217
	3 Sided Oversized Backing Plate 47-1/2"w x 31-1/2"H	281-936	30	\$358
	3 Sided Custom Faceplate	281-937	22	\$477
	4 Sided Custom Faceplate	281-938	42	\$477
	The Backing Plate can fit directly to the insert. A faceplate is not required. If a customer wants to use a Premium Surround, they will need a 3 sided faceplate & may also want to add a backing plate for additional height & width. Refer to the Custom Backing Plate order forms for sizing information. All Faceplates are Satin Black.			
Premium Trims		Optional		
 Black      White Sunset Bronze      Grey Brushed Nickel	Premium Trim Packer - <b>REQUIRED</b>	281-943	1	No Charge
	3 Sided - Black	311-920	16	\$271
	3 Sided - Grey	311-921	16	\$343
	3 Sided - White	311-922	16	\$343
	3 Sided - Sunset Bronze	311-923	16	\$343
	3 Sided - Brushed Nickel	311-924	16	\$775
	<b>Premium Trims fit on the 3 Sided Faceplate only (281-912).</b> Please order Premium Trim Packer (281-943). 3 Sided Trim Dimensions: 40-13/16"W x 26-3/8"H			
Traditional Premium Trims		Optional		
	Traditional 3 Sided - Black	311-927	8	\$249
	Traditional 3 Sided - Brushed Antique Copper	311-928	7	\$713
	<b>Traditional Premium Trims fit on the 3 Sided Faceplate only (281-912).</b> Traditional Trim Dimensions: 45-3/4"W x 28-3/4"H			
Other		Optional		
	Adjustable Hearth Trim - Trimmable from 2-6 in.	311-941	7	\$130
<b>Hearth trim fits on the 3 Sided Faceplate only (281-912) and requires a Premium Trim. Cannot be used with Traditional Premium Trim.</b> The hearth trim attaches to the bottom of the unit if the unit is raised in the cavity & a 4 sided faceplate does not accommodate the required height.				


All prices are in U.S. dollars.  
Prices subject to change without notice.  
There is a 20% restocking charge.


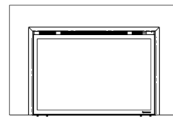
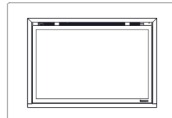


Electric Fireplaces-71  
Effective: June 2, 2025  
© 2025 Fireplace Products U.S. Inc.      Printed: Jun 23, 2025 - E. & O.E.



**Atmosphere Electric Insert**

2025 Suggested Retail Price - USA

UNIT	Part no.	Weight	Suggested Retail
	<b>Ei33 Electric Insert</b>	Ei33	100
	\$2,188 • Flame Viewing Area: 33" W x 23" H • Unit includes: Thermostatic Remote Control. Can be used with or without heat. 3 sided (35-1/16"W x 24-7/8"H) & 4 sided (35-1/16"W x 25-13/16"H) finishing trim (bottom trim is removed to create a 3 sided). Oak Log set with grate & ember bed media. • 5,000 BTU, 1400W, 120V plug or hardwire or 9,500 BTU, 2800W, 240V hardwire only.		

ACCESSORIES		Part no.	Weight	Suggested Retail
Additional Log Set Options		Optional		
	Driftwood Log Set	333-930	5	\$293
	Birch Log Set	333-931	6	\$293
	Replaces the oak log set included with the unit. Placed on top of the included grate & standard ember bed media.			
Faceplates & Backing Plate		Optional		
 3-Sided Faceplate   4-Sided Faceplate	3 Sided Faceplate 46-1/8"W x 30-13/16"H	333-912	20	\$190
	4 Sided Faceplate 46-1/8"W x 37-1/16"H	333-913	28	\$217
	3 Sided Oversized Backing Plate 50-1/2" w x 33"H	333-936	31	\$358
	3 Sided Custom Faceplate	333-937	22	\$477
	4 Sided Custom Faceplate	333-938	42	\$477
	The Backing Plate can fit directly to the insert. A faceplate is not required. If a customer wants to use a Premium Surround, they will need a 3 sided faceplate & may also want to add a backing plate for additional height & width. Refer to the Custom Backing Plate order forms for sizing information. All Faceplates are Satin Black.			
Premium Trims		Optional		
 Black      White Sunset Bronze      Grey Brushed Nickel	3 Sided - Black	391-920	19	\$291
	3 Sided - Grey	391-921	19	\$406
	3 Sided - White	391-922	19	\$406
	3 Sided - Sunset Bronze	391-923	19	\$406
	3 Sided - Brushed Nickel	391-924	19	\$868
	Premium Trims fit on the 3 Sided Faceplate only (333-912). Premium Trim Packer is included with trims now. If it's missing, please order 281-943. 3 Sided Trim Dimensions: 46-3/4"W x 31-3/16"H			
Traditional Premium Trims		Optional		
	Traditional 3 Sided - Black	391-927	9	\$261
	Traditional 3 Sided - Brushed Antique Copper	391-928	9	\$827
	Traditional Premium Trims fit on the 3 Sided Faceplate only (333-912). Traditional Trim Dimensions: 51-11/16"W x 33-9/16"H			
Other		Optional		
	Adjustable Hearth Trim - Trimmable from 2-6 in.	391-941	9	\$135
	Hearth trim fits on the 3 Sided Faceplate only (333-912) and requires a Premium Trim. Cannot be used with Traditional Premium Trim. The hearth trim attaches to the bottom of the unit if the unit is raised in the cavity & a 4 sided faceplate does not accommodate the required height.			

All prices are in U.S. dollars.  
 Prices subject to change without notice.  
 There is a 20% restocking charge.

© 2025 Fireplace Products U.S. Inc.



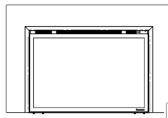









Electric Fireplaces-72  
 Effective: June 2, 2025  
 Printed: Jun 23, 2025 - E. & O.E.

**ELECTRIC INSERT**

Ei29LCD

2025 Suggested Retail Price - USA

**Atmosphere LCD Electric Insert**

UNIT		Part no.	Weight	Suggested Retail	
	<b>NEW Ei29LCD Electric Insert</b>		Ei29LCD	83	\$3,122
	<ul style="list-style-type: none"><li>• Flame Viewing Area: 29" W x 17-3/4" H</li><li>• Unit includes: Thermostatic Remote Control. Can be used with or without heat. 3 sided (31-1/16"W x 20-7/8"H) &amp; 4 sided (31-1/16"W x 21-13/16"H) finishing trim (bottom trim is removed to create a 3 sided). 3 virtual flames with sound &amp; sparks, black brick panels.</li><li>• 5,000 BTU, 1400W, 120V plug or hardwire or 9,500 BTU, 2800W, 240V hardwire only.</li></ul>				
<b>SAMPLE PRICING</b>					
Ei29LCD with Oak Log set				<b>\$3,279</b>	
<b>REQUIRED EQUIPMENT</b>		Part no.	Weight	Suggested Retail	
<b>Log Set Options</b>		<b>Must Choose One</b>			
	Oak Log Set	281-954	5	\$157	
	Driftwood Log Set	281-950	5	\$157	
	Birch Log Set	281-951	5	\$157	
<b>ACCESSORIES</b>		Part no.	Weight	Suggested Retail	
<b>Brick Panels</b>		<b>Optional</b>			
	Brown Brick Panels - Left & Right sides	281-961	3	\$116	
<b>Media</b>		<b>Optional for ontop of the glowing ember bed</b>			
	Crushed Glass Ginger 3/4in. (3.5lbs)	946-779	4	\$40	
	Andiron Black Embers	946-783	1	\$45	
<b>Faceplates &amp; Backing Plate</b>		<b>Optional</b>			
 3-Sided Faceplate  4-Sided Faceplate	3 Sided Faceplate 40-3/16"W x 26"H	281-912	15	\$190	
	4 Sided Faceplate 40-3/16"W x 29-1/2"H	281-913	19	\$217	
	3 Sided Oversized Backing Plate 47-1/2"w x 31-1/2"H	281-936	30	\$358	
	3 Sided Custom Faceplate	281-937	22	\$477	
	4 Sided Custom Faceplate	281-938	42	\$477	
	The Backing Plate can fit directly to the insert. A faceplate is not required. If a customer wants to use a Premium Surround, they will need a 3 sided faceplate & may also want to add a backing plate for additional height & width. Refer to the Custom Backing Plate order forms for sizing information. All Faceplates are Satin Black.				
<b>Premium Trims</b>		<b>Optional - Premium Trims fit on the 3 Sided Faceplate only (281-912)</b>			
 Black  White  Sunset Bronze  Grey  Brushed Nickel	Premium Trim Packer - <b>REQUIRED</b>	281-943	1	No Charge	
	3 Sided - Black	311-920	16	\$271	
	3 Sided - Grey	311-921	16	\$343	
	3 Sided - White	311-922	16	\$343	
	3 Sided - Sunset Bronze	311-923	16	\$343	
	3 Sided - Brushed Nickel	311-924	16	\$775	
<b>Traditional Premium Trims</b>		<b>Optional -Traditional Premium Trims fit on the 3 Sided Faceplate only (281-912)</b>			
 	Traditional 3 Sided - Black	311-927	8	\$249	
	Traditional 3 Sided - Brushed Antique Copper	311-928	7	\$713	
	Traditional Trim Dimensions: 45-3/4"W x 28-3/4"H				
<b>Other</b>		<b>Optional</b>			
	Mood Lighting Kit	923-835	0.5	\$114	
	Powerful mood lighting systems allows you to create additional ambience in your home. Up to 10 feet of flexible LED strips can be installed around a TV or along shelves to enhance your fire's glow. Control the mood lighting directly from your remote control or APP				



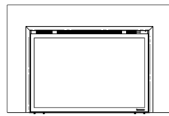
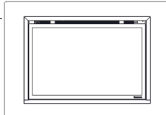



All prices are in U.S. dollars.  
Prices subject to change without notice.  
There is a 20% restocking charge.

**ELECTRIC**

Ei33LCD

2025 Suggested Retail Price - USA

**Atmosphere LCD Electric Insert**






UNIT		Part no.	Weight	Suggested Retail	
	Ei33LCD Electric Insert	Ei33LCD	165	\$3,385	
	<ul style="list-style-type: none"><li>• Glass Viewing Area: 33-1/4" W x 21-13/16" H</li><li>• Unit includes: Thermostatic Remote Control. Can be used with or without heat. 3 sided (34-1/16"W x 25"H) &amp; 4 sided (34-1/16"W x 25-13/16"H) finishing trim (bottom trim is removed to create a 3 sided). 3 virtual flames with sound &amp; sparks, black brick panels.</li><li>• 5,000 BTU, 1400W, 120V plug or hardwire or 9,500 BTU, 2800W, 240V hardwire only.</li></ul>				
SAMPLE PRICING				Suggested Retail	
Ei33LCD with Oak Log set				\$3,542	
REQUIRED EQUIPMENT		Part no.	Weight	Suggested Retail	
Log Set Options		Must Choose One			
	Oak Log Set	281-954	5	\$157	
	Driftwood Log Set	281-950	5	\$157	
	Birch Log Set	281-951	5	\$157	
ACCESSORIES		Part no.	Weight	Suggested Retail	
Media		Optional for ontop of the glowing ember bed			
		Crushed Glass Ginger 3/4in. (3.5lbs)	946-779	4	\$40
		Andiron Black Embers	946-783	1	\$45
Faceplates & Backing Plate		Optional			
 3-Sided Faceplate  4-Sided Faceplate	3 Sided Faceplate 40-3/16"W x 26"H	333-912	20	\$190	
	4 Sided Faceplate 40-3/16"W x 29-1/2"H	333-913	28	\$217	
	3 Sided Oversized Backing Plate 47-1/2"w x 31-1/2"H	333-936	31	\$358	
	3 Sided Custom Faceplate	333-937	22	\$477	
	4 Sided Custom Faceplate	333-938	42	\$477	
	The Backing Plate can fit directly to the insert. A faceplate is not required. If a customer wants to use a Premium Surround, they will need a 3 sided faceplate & may also want to add a backing plate for additional height & width. Refer to the Custom Backing Plate order forms for sizing information. All Faceplates are Satin Black.				
Premium Trims		Optional - Premium Trims fit on the 3 Sided Faceplate only (281-912)			
 Sunset Bronze   Grey   Brushed Nickel	3 Sided - Black	391-920	19	\$291	
	3 Sided - Grey	391-921	19	\$406	
	3 Sided - White	391-922	19	\$406	
	3 Sided - Sunset Bronze	391-923	19	\$406	
	3 Sided - Brushed Nickel	391-924	19	\$868	
	Premium Trims fit on the 3 Sided Faceplate only (333-912). Premium Trim Packer is included with trims now. If it's missing, please order 281-943. 3 Sided Trim Dimensions: 46-3/4"W x 31-3/16"H				
Traditional Premium Trims		Optional -Traditional Premium Trims fit on the 3 Sided Faceplate only (281-912)			
	Traditional 3 Sided - Black	391-927	9	\$261	
	Traditional 3 Sided - Brushed Antique Copper	391-928	9	\$827	
	Traditional Premium Trims fit on the 3 Sided Faceplate only (333-912). Traditional Trim Dimensions: 51-11/16"W x 33-9/16"H				
Other		Optional			
	Mood Lighting Kit	923-835	0.5	\$114	
	Powerful mood lighting systems allows you to create additional ambience in your home. Up to 10 feet of flexible LED strips can be installed around a TV or along shelves to enhance your fire's glow. Control the mood lighting directly from your remote control or APP				

All prices are in U.S. dollars.  
Prices subject to change without notice.  
There is a 20% restocking charge.

© 2025 Fireplace Products U.S. Inc.

Electric Fireplaces-74  
Effective: June 2, 2025  
Printed: Jun 23, 2025 - E. & O.E.

**ELECTRIC****E36LCD****2025 Suggested Retail Price - USA****NEW LCD Electric Fireplaces**

UNIT		Part no.	Weight	Suggested Retail
<b>E36 Electric LCD Fireplace</b>				
	<b>E36LCD Electric Fireplace</b>	Ei36LCD	205	\$3,685
	<ul style="list-style-type: none"><li>• Glass Viewing Area: 36-1/4" W x 23-5/8" H</li><li>• Unit includes: Thermostatic Remote Control. Can be used with or without heat.</li><li>3 sided ((37-15/16"W x 27-9/16"H) &amp; 4 sided ((37-15/16"W x 26-13/16"H) finishing trim (bottom trim is removed to create a 3 sided). 3 virtual flames with sound &amp; sparks, black brick panels.</li><li>• 5,000 BTU, 1400W, 120V plug or hardwire or 9,500 BTU, 2800W, 240V hardwire only.</li></ul>			
<b>SAMPLE PRICING</b>				<b>Suggested Retail</b>
<b>Ei33LCD with Oak Log set</b>				<b>\$3,842</b>
<b>REQUIRED EQUIPMENT</b>		<b>Part no.</b>	<b>Weight</b>	<b>Suggested Retail</b>
<b>Log Set Options</b>				<b>Must Choose One</b>
	<b>Oak Log Set</b>	517-954	5	\$157
	<b>Driftwood Log Set</b>	517-950	5	\$157
	<b>Birch Log Set</b>	517-951	5	\$157
<b>E800LCD Electric Fireplace</b>				
	<b>E800LCD Electric Insert</b>	E800LCD	223	\$4,500
	<ul style="list-style-type: none"><li>• Flame Viewing Area: 33" W x 33" H</li><li>• Unit includes: Thermostatic Remote Control. Can be used with or without heat.</li><li>3 sided (35"W x 34"H) &amp; 4 sided (35"W x 34-11/16"H) finishing trim (bottom trim is removed to create a 3 sided). 3 virtual flames with sound &amp; sparks, black brick panels.</li><li>• 5,000 BTU, 1400W, 120V plug or hardwire or 9,500 BTU, 2800W, 240V hardwire only.</li></ul>			
<b>SAMPLE PRICING</b>				<b>Suggested Retail</b>
<b>E800LCD with Oak Log set</b>				<b>\$4,657</b>
<b>REQUIRED EQUIPMENT</b>		<b>Part no.</b>	<b>Weight</b>	<b>Suggested Retail</b>
<b>Log Set Options</b>				<b>Must Choose One</b>
	<b>Oak Log Set</b>	544-954	5	\$157
	<b>Driftwood Log Set</b>	544-950	5	\$157
	<b>Birch Log Set</b>	544-951	5	\$157
<b>ACCESSORIES</b>		<b>Part no.</b>	<b>Weight</b>	<b>Suggested Retail</b>
<b>Media</b>				<b>Optional for ontop of the glowing ember bed</b>
	<b>Crushed Glass Ginger 3/4in. (3.5lbs)</b>	946-779	4	\$40
	<b>Andiron Black Embers</b>	946-783	1	\$45
<b>Other</b>				<b>Optional</b>
	<b>Mood Lighting Kit</b>	923-835	0.5	\$114
	Powerful mood lighting systems allows you to create additional ambience in your home. Up to 10 feet of flexible LED strips can be installed around a TV or along shelves to enhance your fire's glow. Control the mood lighting directly from your remote control or APP			

All prices are in U.S. dollars.  
Prices subject to change without notice.  
There is a 20% restocking charge.

Electric Fireplaces-75  
Effective: June 2, 2025  
© 2025 Fireplace Products U.S. Inc.  
Printed: Jun 23, 2025 - E. & O.E.

# TABLE OF CONTENTS

2025 USA Retail Pricing for:

## WOOD STOVES, INSERTS & FIREPLACES

Glass Viewing Area	3
--------------------	---

### Classic™ Wood Stoves & Inserts

F1150, F2450	77
i1150	78
i2450	79

### Cascades Wood Stoves & Inserts

F1500, F2500	80
i1500	81
i2500	82

### Alterra® Wood Insert & Fireplace

Ci1150	83
CF780	84
i3000	85 , 86

### Pro-Series® Hybrid Catalytic Wood Stoves & Insert

F3500, F5200	87
Ci2700	88

### Hampton® Wood Inserts

Hi1150	89
Hi2450	90
Hi500	91

Venting Components	92 , 93
Metal Fab	94




## WOOD STOVES

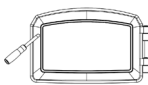
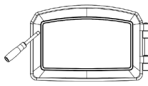


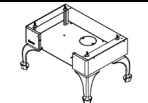
F1150, F2450


### Regency Classic Wood Stoves

2025 Suggested Retail Price - USA

BASIC EQUIPMENT		Part no.	Weight	Suggested Retail
BODY ONLY (SEE DOOR OPTIONS BELOW)				
	New Part Number - Small	F1150S-1	212	\$2,037
	New Part number - Medium	F2450M-2	336	\$2,479
	<ul style="list-style-type: none"><li>Standard unit includes: black body, brick set, baffles, air tubes, andirons air operating tool, front mounted air adjustment, and rear heat deflector</li><li>F1150 - 55,000 BTU's, 75% LHV/70% HHV efficiency, 1.7 gms/hr emissions, up to 18" log</li><li>F2450 - 75,000BTU's, 76% LHV 70% HHV efficiency, 1.6 gms/hr emissions, up to 18" log</li></ul>			

SAMPLE PRICING:	
F1150 - Black Body with Black Classic Door and Small Pedestal	\$2,636
F2450 - Black Body with Black Classic Door and Medium Pedestal	\$3,151

REQUIRED EQUIPMENT		Part no.	Weight	Suggested Retail	
DOOR OPTIONS					
	Small - Black Classic	850-241	24	\$326	
	Small - Black Classic with Nickel Accent*	850-243	25	\$720	
	Fits on F1150 *Includes two brushed nickel hinge caps				
	Medium - Black Classic	850-251	29	\$352	
	Medium - Black Classic with Nickel Accent*	850-253	30	\$756	
	Fits on F2450-2 *Includes two brushed nickel hinge caps				
PEDESTAL					
MUST CHOOSE EITHER PEDESTAL, WOOD STORAGE OR LEGS & BOTTOM SHIELD					
	Pedestal	Small	075-945	27	\$273
		Medium	022-915	36	\$320
WOOD (STACKER) STORAGE PEDESTAL					
	NEW Wood Storge Pedestal	Small (F1150-1)	075-946	23	\$355
		Medium (F2450-2)	022-946	28	\$385
LEGS & BOTTOM SHIELD					
	Bottom Shield (REQUIRED WITH LEGS)	Small	075-941	16	\$172
		Medium	022-911	21	\$179
	Cast Iron Legs	Black	850-126	14	\$167
		Brushed Nickel	850-128	13	\$665

ACCESSORIES			Part no.	Weight	Suggested Retail	
OPTIONAL						
	Blower	Variable Speed (F1150)	075-917	9	\$410	
		2 Speed (F2450)	846-515	12	\$379	
	Convector Airmate	Small (F1150)	850-105	18	\$194	
		Medium (F2450)	022-942	16	\$187	
	Ash Drawer	For Pedestal	075-910	11	\$294	
		For Legs (F1150)	075-914	7	\$294	
		For Legs (F2450-2)	022-914	9	\$294	
	Outside Air Kit - Both Models		846-502	4	\$141	
	Required for Mobile Homes & other specific installations. Refer to local building codes.					
	Canada ONLY	Mobile Home Adaptor Kit (F1150) Requires 846-502		075-909	8	N/A
	Canada ONLY	Mobile Home Adaptor Kit (F2450) Requires 846-502		021-909	15	N/A
	Both units are suitable for Mobile home installation in Canada & USA. The kit is only required in Canada.					
	Note: The optional ashdrawer cannot be used when using the Mobile Home Adaptor Kit.					

All prices are in U.S. dollars.

Wood -77

Prices subject to change without notice.

Effective: June 2, 2025

There is a 20% restocking charge.

© 2025 Fireplace Products U.S. Inc.


Printed: Jun 23, 2025 - E. & O.E.

**WOOD INSERT**

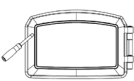
i1150

**Regency Classic Wood Insert**

2025 Suggested Retail Price - USA

BASIC EQUIPMENT		Part no.	Weight	Suggested Retail
BODY ONLY (SEE DOOR OPTIONS BELOW)				
	Small	i1150S-1	214	\$2,154
	• Standard unit includes: black body, brick set, baffles, air tubes, andirons & front mounted air adjustment			
	• 55,000 BTU's, 75% LHV/70% HHV efficiency, 1.7 gms/hr emissions, up to 18" log			

SAMPLE PRICING:	
i1150 - Black Body with Black Classic Door, Regular Backing Plate and Standard Flue Adaptor	\$2,990

REQUIRED EQUIPMENT		Part no.	Weight	Suggested Retail	
DOOR OPTIONS		MUST CHOOSE ONE			
	Black Classic	850-241	24	\$326	
	Black Classic with Nickel Accent*	850-243	25	\$720	
	*Includes two brushed nickel hinge caps				
BACKING PLATES (BLACK WITH BLACK TRIM)		MUST CHOOSE ONE			
	Regular	26-3/8"H x 38"W	172-920	17	\$379
	Oversize	30-3/8"H x 44"W	172-922	23	\$457
FLUE ADAPTORS		MUST CHOOSE ONE			
	Standard Adaptor (8-3/16" from Insert front to Center Line of Flue)	172-942	10	\$131	
	Offset Adaptor (12-11/16" from Insert front to Center Line of Flue)	172-946	18	\$162	

ACCESSORIES		Part no.	Weight	Suggested Retail	
OPTIONAL					
	Variable Speed Blower		172-917	8	\$379
	Bottom Fascia		172-927	4	\$89
	• Covers up the gap between the ash lip and bottom of the insert. Recommended when a blower is not purchased.				
	Bottom Faceplate	Regular (use with 172-920)	171-928	14	\$184
		Oversize* (use with 172-922)	171-930	16	\$205
	* Oversize is 2-4 wk lead time				
	• Used in raised fireplace installations. Height can be customized. See instructions for complete details.				
• Regular Support = 8" High (Max) x 38"W					
• Oversize Support = 8" High (Max) x 44"W					

VENTING		Part no.	Weight	Suggested Retail
STAINLESS STEEL LINER KITS				
	5 1/2" x 25 Ft. Wood Insert Flex Kit	948-520	29	\$949
	5 1/2" x 35 Ft. Wood Insert Flex Kit	948-530	36	\$1,202
	• Kit includes: 5 1/2" x 316L Stainless Steel Liner (0.0055 gauge wall thickness), rain cap with 5/8" spark arrestor, 15" x 15" chimney flashing, 300 ml silicone and Regency wood stove adaptor.			
FLUE CONNECTORS				
	Straight (vertical, includes 846-527)	846-504	2	\$106
	30° (includes 846-527)	846-506	2	\$162
	45° (includes 846-527)	846-508	2	\$162
	4" offset	948-412/P	2	\$162
	Flue Attachment Kit	846-527	1	\$76
OTHER WOOD VENTING COMPONENTS				
	Rain Cap	948-512	4	\$187
	Homestyle Easy Clean Out Cap with 13" x 13" Flashing	948-526	12	\$374
	Pulling Guide Cone	948-524	1	\$71
WRAP INSULATION KITS				
	1/2" x 25 Ft. Wrap Insulation	948-525	29	\$510
	1/2" x 35 Ft. Wrap Insulation	948-535	39	\$646
	• Kit includes: 1/2" thick (24" wide) insulation blanket with foil back (8 lbs density), 2 x 6" stainless steel clamp hoses, 12 oz can adhesive sprav, mesh stainless roll, 1 roll of aluminium tape			

All prices are in U.S. dollars.

Prices subject to change without notice.

There is a 20% restocking charge.

© 2025 Fireplace Products U.S. Inc.

Wood -78

Effective: June 2, 2025

Printed: Jun 23, 2025 - E. &amp; O.E.




**WOOD INSERT**

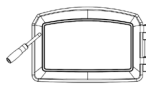
i2450

**Regency Classic Wood Insert**

2025 Suggested Retail Price - USA

BASIC EQUIPMENT		Part no.	Weight	Suggested Retail
BODY ONLY (SEE DOOR OPTIONS BELOW)				
	Medium	i2450M-2	359	\$3,251
	<ul style="list-style-type: none"><li>Standard unit includes: black body, brick set, baffles, air tubes, 1 set of black grilles, flue adaptor &amp; side mounted air adjustment</li><li>75,000 BTU's, 72% LHV/67% HHV efficiency, 1.38 gms/hr emissions, up to 18" log back-front and side-side</li></ul>			

SAMPLE PRICING:	
i2450 - Black Body with Black Classic Door and Regular Backing Plate	\$4,002

REQUIRED EQUIPMENT			Part no.	Weight	Suggested Retail
DOOR OPTIONS			MUST CHOOSE ONE		
	Black Classic	850-251	29	\$352	
	Black Classic with Nickel Accent*	850-253	30	\$756	
	*Includes two brushed nickel hinge caps				
BACKING PLATES (BLACK WITH BLACK TRIM)			MUST CHOOSE ONE		
	Regular	30"H x 40"W	140-911	18	\$399
	Oversize	33"H x 48"W	140-913	24	\$462

ACCESSORIES		Part no.	Weight	Suggested Retail
OPTIONAL				
	Nickel Convection Grilles	163-931	1	\$174
	2 Speed Blower	142-917	10	\$379
	Bottom Fascia	142-927	5	\$105
	Covers up the gap between the ash lip and bottom of the insert. Recommended when a blower is not purchased.			

VENTING		Part no.	Weight	Suggested Retail
STAINLESS STEEL LINER KITS		OPTIONAL		
	5 1/2" x 25 Ft. Wood Insert Flex Kit	948-520	29	\$949
	5 1/2" x 35 Ft. Wood Insert Flex Kit	948-530	36	\$1,202
	• Kit includes: 5 1/2" x 316L Stainless Steel Liner (0.0055 gauge wall thickness), rain cap with 5/8" spark arrester, 15" x 15" chimney flashing, 300 ml silicone and Regency wood stove adaptor.			
FLUE CONNECTORS		OPTIONAL		
	Straight (vertical, includes 846-527)	846-504	2	\$106
	30° (includes 846-527)	846-506	2	\$162
	45° (includes 846-527)	846-508	2	\$162
	4" offset	948-412/P	2	\$162
	Flue Attachment Kit	846-527	1	\$76
OTHER WOOD VENTING COMPONENTS		OPTIONAL		
	Rain Cap	948-512	4	\$187
	Homestyle Easy Clean Out Cap with 13" x 13" Flashing	948-526	12	\$374
	Pulling Guide Cone	948-524	1	\$71
WRAP INSULATION KITS		OPTIONAL		
	1/2" x 25 Ft. Wrap Insulation	948-525	29	\$510
	1/2" x 35 Ft. Wrap Insulation	948-535	39	\$646
	• Kit includes: 1/2" thick (24" wide) insulation blanket with foil back (8 lbs density), 2 x 6" stainless steel clamp hoses, 12 oz can adhesive spray, mesh stainless roll, 1 roll of aluminium tape			

All prices are in U.S. dollars.

Prices subject to change without notice.

There is a 20% restocking charge.

© 2025 Fireplace Products U.S. Inc.

Wood -79

Effective: June 2, 2025


Printed: Jun 23, 2025 - E. &amp; O.E.

**WOOD STOVES**

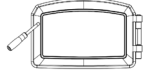
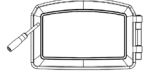

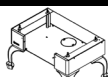
F1500, F2500

**Regency Cascades Wood Stoves**


2025 Suggested Retail Price - USA

BASIC EQUIPMENT		Part no.	Weight	Suggested Retail
BODY ONLY (SEE DOOR OPTIONS BELOW)				
	Small	F1500S	221	\$2,636
	Medium (NEW Model!)	F2500M-1	334	\$3,057
	• Standard unit includes: black body, brick set, baffles, air tubes, andirons, catalytic combustor, catalytic thermometer, air & bypass operating tool, front mounted air adjustment & catalytic bypass, and rear heat deflector			
	• F1500 - 55,000 BTU's, 84% LHV/77% HHV efficiency, 1.0 gms/hr emissions, up to 18" log • F2500-1 - 83,000 BTU's, 78% avg. weighted HHV efficiency, 1.4 gms/hr emissions, up to 18" log back-front and side-side			
Both stoves feature a 10-year 100% coverage on original catalyst			These units qualify for U.S. Biomass Tax Credit	

SAMPLE PRICING:	
F1500 - Black Body with Black Classic Door and Small Pedestal	\$3,246
F2500 - Black Body with Black Classic Door and Medium Pedestal	\$3,729

REQUIRED EQUIPMENT			Part no.	Weight	Suggested Retail
DOOR OPTIONS			MUST CHOOSE ONE		
	Small - Black Classic		850-241	24	\$326
	Small - Black Classic with Nickel Accent*		850-243	25	\$720
	Fits on F1500 *Includes two brushed nickel hinge caps				
	Medium - Black Classic		850-251	29	\$352
	Medium - Black Classic with Nickel Accent*		850-253	30	\$756
	Fits on F2500-1 *Includes two brushed nickel hinge caps				
PEDESTAL			MUST CHOOSE EITHER PEDESTAL, WOOD STORAGE OR LEGS & BOTTOM SHIELD		
	Pedestal	Small	075-915	27	\$284
		Medium	022-915	36	\$320
WOOD (STACKER) STORAGE PEDESTAL					
		Medium (F2500-1)	022-946	28	\$385
LEGS & BOTTOM SHIELD					
	Bottom Shield (REQUIRED WITH LEGS)	Small	075-911	15	\$179
		Medium	022-911	21	\$179
	Cast Iron Legs	Black	850-126	14	\$167
		Brushed Nickel	850-128	13	\$665

ACCESSORIES			Part no.	Weight	Suggested Retail
OPTIONAL					
Canada ONLY	Blower	Variable Speed (F1500)	075-917	9	\$410
		2 Speed (F2500)	846-515	12	\$379
	Convector Airmate	Small	075-912	16	\$194
		Medium	022-912	16	\$194
	Ash Drawer	For Pedestal	075-910	11	\$294
		For Legs (F1500)	075-914	7	\$294
		For Legs (F2500-1)	022-914	9	\$294
	Outside Air Kit - All Models		846-502	4	\$141
	Required for Mobile Homes & other specific installations. Refer to local building codes.				
	Mobile Home Adaptor Kit (F1500) Requires 846-502		075-909	8	N/A
	The F1500 is suitable for Mobile home installation in Canada & USA. The kit is only required in Canada. The F2500 is suitable for Mobile home installation in USA only. Note: The optional ashdrawer cannot be used when using the Mobile Home Adaptor Kit.				

REPLACEMENT COMPONENTS		Part no.	Weight	Suggested Retail
CATALYTIC COMBUSTORS				
	Replacement Ceramic Catalytic Combustor for F1500	075-531	1	\$364
	Replacement Metal Catalytic Combustor for F2500-1	022-040	1	\$379
	*Metal combustor cannot be used on older F2500 model			

All prices are in U.S. dollars.  
Prices subject to change without notice.


Wood -80  
Effective: June 2, 2025

**WOOD INSERT**

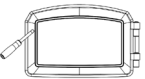
i1500

**Regency Cascades Wood Insert**

2025 Suggested Retail Price - USA

BASIC EQUIPMENT		Part no.	Weight	Suggested Retail
BODY ONLY (SEE DOOR OPTIONS BELOW)				
	Small	i1500S	209	\$2,525
	<ul style="list-style-type: none"><li>Standard unit includes: black body, brick set, baffles, air tubes, andirons, catalytic combustor, digital catalytic thermometer, air &amp; bypass operating tool and front mounted air adjustment &amp; catalytic bypass</li><li>55,000 BTU's, 84% LHV/77% HHV efficiency, 1.0 gms/hr emissions, up to 18" log</li><li>Inserts feature a 10-year 100% coverage on original catalyst</li></ul> <p>This unit qualifies for U.S. Biomass Tax Credit</p>			

SAMPLE PRICING:	
i1500 - Black Body with Black Classic Door, Regular Backing Plate and Standard Flue Adaptor	\$3,513

REQUIRED EQUIPMENT		Part no.	Weight	Suggested Retail	
DOOR OPTIONS				MUST CHOOSE ONE	
	Black Classic	850-241	24	\$326	
	Black Classic with Nickel Accent*	850-243	25	\$720	
	*Includes two brushed nickel hinge caps				
BACKING PLATES (BLACK WITH BLACK TRIM)				MUST CHOOSE ONE	
	Regular	26-3/8"H x 38"W	172-920	17	\$379
	Oversize	30-3/8"H x 44"W	172-922	23	\$457
FLUE ADAPTORS				MUST CHOOSE ONE	
	Standard Adaptor (8-3/16" from Insert front to Center Line of Flue)	172-932	15	\$283	
	Offset Adaptor (12-11/16" from Insert front to Center Line of Flue)	172-936	22	\$318	

ACCESSORIES		Part no.	Weight	Suggested Retail	
OPTIONAL					
	Variable Speed Blower		172-917	8	\$379
	Bottom Fascia		172-927	4	\$89
	• Covers up the gap between the ash lip and bottom of the insert. Recommended when a blower is not purchased.				
	Bottom Faceplate	Regular (use with 172-920)	171-928	14	\$184
		Oversize* (use with 172-922)	171-930	16	\$205
	* Oversize is 2-4 wk lead time				
	• Used in raised fireplace installations. Height can be customized. See instructions for complete details.				
• Regular Support = 8" High (Max) x 38"W					
• Oversize Support = 8" High (Max) x 44"W					

VENTING		Part no.	Weight	Suggested Retail
STAINLESS STEEL LINER KITS		OPTIONAL		
	5 1/2" x 25 Ft. Wood Insert Flex Kit	948-520	29	\$949
	5 1/2" x 35 Ft. Wood Insert Flex Kit	948-530	36	\$1,202
	• Kit includes: 5 1/2" x 316L Stainless Steel Liner (0.0055 gauge wall thickness), rain cap with 5/8" spark arrester, 15" x 15" chimney flashing, 300 ml silicone and Regency wood stove adaptor.			
FLUE CONNECTORS		OPTIONAL		
	4" offset	948-412/P	2	\$162
OTHER WOOD VENTING COMPONENTS		OPTIONAL		
	Rain Cap	948-512	4	\$187
	Homestyle Easy Clean Out Cap with 13" x 13" Flashing	948-526	12	\$374
	Pulling Guide Cone	948-524	1	\$71
WRAP INSULATION KITS		OPTIONAL		
	1/2" x 25 Ft. Wrap Insulation	948-525	29	\$510
	1/2" x 35 Ft. Wrap Insulation	948-535	39	\$646
	• Kit includes: 1/2" thick (24" wide) insulation blanket with foil back (8 lbs density), 2 x 6" stainless steel clamp hoses, 12 oz can adhesive spray, mesh stainless roll, 1 roll of aluminium tape			
REPLACEMENT COMPONENTS		Part no.	Weight	Suggested Retail
CATALYTIC COMBUSTORS				
	Replacement Catalytic Combustor for i1500	075-531	1	\$364

All prices are in U.S. dollars.  
Prices subject to change without notice.  
There is a 20% restocking charge.

© 2025 Fireplace Products U.S. Inc.


Wood -81  
Effective: June 2, 2025  
Printed: Jun 23, 2025 - E. & O.E.

**WOOD INSERT**

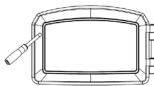
i2500

**Regency Cascades Wood Insert**

2025 Suggested Retail Price - USA

BASIC EQUIPMENT		Part no.	Weight	Suggested Retail
BODY ONLY (SEE DOOR OPTIONS BELOW)				
	Medium (NEW Model!)	i2500M-1	363	\$3,781
	<ul style="list-style-type: none"><li>Standard unit includes: black body, brick set, baffles, air tubes, catalytic combustor, digital catalytic thermometer, air &amp; bypass operating tool, 1 set of black grilles, flue adaptor, side mounted air adjustment &amp; front mounted catalytic bypass</li></ul>			
	<ul style="list-style-type: none"><li>i2500-1 - 83,000 BTU's, 78% avg. weighted HHV efficiency, 1.4 gms/hr emissions, up to 18" log back-front and side-side</li></ul>			
	Inserts feature a 10-year 100% coverage on original catalyst		This unit qualifies for U.S. Biomass Tax Credit	

SAMPLE PRICING:	
i2500 - Black Body with Black Classic Door and Regular Backing Plate	\$4,532

REQUIRED EQUIPMENT			Part no.	Weight	Suggested Retail
DOOR OPTIONS			MUST CHOOSE ONE		
	Black Classic	850-251	29	\$352	
	Black Classic with Nickel Accent*	850-253	30	\$756	
	*Includes two brushed nickel hinge caps				
BACKING PLATES (BLACK WITH BLACK TRIM)			MUST CHOOSE ONE		
	Regular	30"H x 40"W	140-911	18	\$399
	Oversize	33"H x 48"W	140-913	24	\$462

ACCESSORIES		Part no.	Weight	Suggested Retail
OPTIONAL				
	Nickel Convection Grilles	163-931	1	\$174
	2 Speed Blower	142-917	10	\$379
	Bottom Fascia	142-927	5	\$105
• Covers up the gap between the ash lip and bottom of the insert. Recommended when a blower is not purchased.				

VENTING		Part no.	Weight	Suggested Retail
STAINLESS STEEL LINER KITS		OPTIONAL		
	5 1/2" x 25 Ft. Wood Insert Flex Kit	948-520	29	\$949
	5 1/2" x 35 Ft. Wood Insert Flex Kit	948-530	36	\$1,202
	• Kit includes: 5 1/2" x 316L Stainless Steel Liner (0.0055 gauge wall thickness), rain cap with 5/8" spark arrestor, 15" x 15" chimney flashing, 300 ml silicone and Regency wood stove adaptor.			
FLUE CONNECTORS		OPTIONAL		
	4" offset	948-412/P	2	\$162
OTHER WOOD VENTING COMPONENTS		OPTIONAL		
	Rain Cap	948-512	4	\$187
	Homestyle Easy Clean Out Cap with 13" x 13" Flashing	948-526	12	\$374
	Pulling Guide Cone	948-524	1	\$71
WRAP INSULATION KITS		OPTIONAL		
	1/2" x 25 Ft. Wrap Insulation	948-525	29	\$510
	1/2" x 35 Ft. Wrap Insulation	948-535	39	\$646
	• Kit includes: 1/2" thick (24" wide) insulation blanket with foil back (8 lbs density), 2 x 6" stainless steel clamp hoses, 12 oz can adhesive spray, mesh stainless roll, 1 roll of aluminium tape			
REPLACEMENT COMPONENTS		Part no.	Weight	Suggested Retail
CATALYTIC COMBUSTORS				
	Replacement Metal Catalytic Combustor for i2500-1	022-040	1	\$379

All prices are in U.S. dollars.

Prices subject to change without notice.

There is a 20% restocking charge.

© 2025 Fireplace Products U.S. Inc.

Wood -82

Effective: June 2, 2025


Printed: Jun 23, 2025 - E. &amp; O.E.

**WOOD INSERT**

Ci1150

**Regency Alterra Wood Insert**

2025 Suggested Retail Price - USA

BASIC EQUIPMENT		Part no.	Weight	Suggested Retail	
BODY					
	Small	Ci1150-1	261	\$3,618	
	<ul style="list-style-type: none"><li>Standard unit includes: black body, black cast iron door with ceramic glass, brick set, baffles, air tubes, andirons &amp; 2-speed blower</li></ul>				
	<ul style="list-style-type: none"><li>55,000 BTU's, 75% LHV/70% HHV efficiency, 1.7 gms/hr emissions, up to 18" log</li></ul>				
SAMPLE PRICING:					
Ci1150 - Black Body with Black Contemporary Faceplate & Standard Flue Adaptor				\$4,259	
REQUIRED EQUIPMENT		Part no.	Weight	Suggested Retail	
CAST IRON FACEPLATE				MUST CHOOSE	
	Contemporary Faceplate	156-951	74	\$510	
	4-PC Installation 35-15/16" W x 25-13/16" H				
FLUE ADAPTORS				MUST CHOOSE ONE	
	Standard Adaptor (9-5/8" from Insert front to Center Line of Flue)	172-942	10	\$131	
	Offset Adaptor (14-1/8" from Insert front to Center Line of Flue)	172-946	18	\$162	
ACCESSORIES		Part no.	Weight	Suggested Retail	
				OPTIONAL	
	Backing Plates	Regular 29-1/2" H x 40"W	156-954	7	\$168
		Custom Made to Order*	156-958	13	\$551
	* See order form for details on how to order a custom size backing plate.				
VENTING		Part no.	Weight	Suggested Retail	
STAINLESS STEEL LINER KITS				OPTIONAL	
	5 1/2" x 25 Ft. Wood Insert Flex Kit	948-520	29	\$949	
	5 1/2" x 35 Ft. Wood Insert Flex Kit	948-530	36	\$1,202	
	<ul style="list-style-type: none"><li>Kit includes: 5 1/2" x 316L Stainless Steel Liner (0.0055 gauge wall thickness), rain cap with 5/8" spark arrester, 15" x 15" chimney flashing, 300 ml silicone and Regency wood stove adaptor.</li></ul>				
FLUE CONNECTORS				OPTIONAL	
	Straight (vertical, includes 846-527)	846-504	2	\$106	
	30° (includes 846-527)	846-506	2	\$162	
	45° (includes 846-527)	846-508	2	\$162	
	4" offset	948-412/P	2	\$162	
	Flue Attachment Kit	846-527	1	\$76	
OTHER WOOD VENTING COMPONENTS				OPTIONAL	
	Rain Cap	948-512	4	\$187	
	Homestyle Easy Clean Out Cap with 13" x 13" Flashing	948-526	12	\$374	
	Pulling Guide Cone	948-524	1	\$71	
WRAP INSULATION KITS				OPTIONAL	
	1/2" x 25 Ft. Wrap Insulation	948-525	29	\$510	
	1/2" x 35 Ft. Wrap Insulation	948-535	39	\$646	
	<ul style="list-style-type: none"><li>Kit includes: 1/2" thick (24" wide) insulation blanket with foil back (8 lbs density), 2 x 6" stainless steel clamp hoses, 12 oz can adhesive spray, mesh stainless roll, 1 roll of aluminium tape</li></ul>				

All prices are in U.S. dollars.  
Prices subject to change without notice.  
There is a 20% restocking charge.

© 2025 Fireplace Products U.S. Inc.

Wood -83  
Effective: June 2, 2025  
Printed: Jun 23, 2025 - E. & O.E.



## WOOD FIREPLACE

CF780

### Regency Alterra® Wood Fireplace

2025 Suggested Retail Price - USA

#### BRICK PANEL OPTIONS



Contemporary



Traditional

Image shown with  
Traditional brick  
panels



BASIC EQUIPMENT		Part no.	Weight	Suggested Retail
BODY				
	<b>Alterra Large Wood Fireplace</b>	CF780	941	\$12,342
	<ul style="list-style-type: none"><li>Standard unit includes: black body, integrated safety screen, base, vermiculite insulation, door tool, service tool, ember strip, steel log retainers, 4 x chase ventilation grilles</li><li>Features include: Over 700 sq. in. of fire viewing area, guillotine style door, clean edge finish, 8" diameter flue, outside air and flue damper can be closed, approved to use with gas logs (<i>see manual for more details</i>)</li><li>Log Size: up to 18" Firebox Volume: 7.91 cu.ft.</li></ul>			

<b>SAMPLE PRICING:</b>	
<b>Black Body with Contemporary Brick Panels</b>	\$13,599

REQUIRED EQUIPMENT		Part no.	Weight	Suggested Retail
BRICK PANELS				<b>MUST CHOOSE ONE</b>
	Contemporary Brick Panels	096-901	200	\$1,257
	Traditional Brick Panels	096-902	234	\$1,257

ACCESSORIES		Part no.	Weight	Suggested Retail
				<b>OPTIONAL</b>
	Gravity Vent Kit* - 2-4 wk lead time	001-915	#N/A	#N/A
	Outside Air Kit	096-915	5	\$111

\*Please refer to the manual for full installation details

All prices are in U.S. dollars.  
Prices subject to change without notice.  
There is a 20% restocking charge.

© 2025 Fireplace Products U.S. Inc.

Wood -84  
Effective: June 2, 2025  
Printed: Jun 23, 2025 - E. & O.E.




**WOOD INSERTS**

i3000



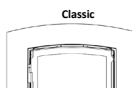
**Regency Alterra Pro™ Wood Insert**

2025 Suggested Retail Price - USA


BASIC EQUIPMENT		Part no.	Weight	Suggested Retail
BODY AND DOOR (SEE REQUIRED OPTIONS BELOW)				
	Contemporary Door	i3000R	463	\$5,251
	Classic/Arched Door	i3000A	465	\$5,251
	<ul style="list-style-type: none"><li>Standard unit includes: black body, door, brick set, air tube, metal catalyst, bypass operating tool, catalyst monitoring device, front mounted air adjustment</li><li>85,000 BTU's, 78% HHV efficiency, 0.95 gms/hr emissions, up to 20" log side to side</li></ul>			
Features a 10-year 100% coverage on original catalyst		This unit qualifies for U.S. Biomass Tax Credit		


**SAMPLE PRICING:**

i3000R - Black Body with Door & Contemporary Faceplate	\$5,813
i3000A - Black Body with Door & Classic Faceplate	\$5,813
i3000A - Black Body with Door & Arched Faceplate	\$5,813

REQUIRED EQUIPMENT		Part no.	Weight	Suggested Retail	
FACEPLATES		MUST CHOOSE ONE			
<div> Contemporary</div> <div> Classic</div> <div> Arched</div>	Contemporary	Regular 31"H x 45-3/4"W	166-910	53	\$562
	Contemporary	Oversize 33-1/4"H x 50-1/4"W	166-911	67	\$677
	Classic	Regular 31"H x 46-1/8"W	166-912	55	\$562
	Classic	Oversize 33-1/4"H x 50-1/4"W	166-913	64	\$672
	Arched	46-1/8"W x 31"H Arch (28"H Edge)	166-914	51	\$562
	3 Sided Custom*		166-937	22	\$970
	The faceplate must match your unit choice. Eg. i3000R + contemporary faceplate, i3000A + classic faceplate or i3000A + arched faceplate. Custom faceplates can be used on either unit.				
Faceplates are all 3 Sided. All faceplates are Satin Black.					
* See order form for details on how to order a custom faceplate.					

ACCESSORIES		Part no.	Weight	Suggested Retail
<b>BLOWER</b>				
<b>OPTIONAL</b>				
Variable Speed Blower		166-917	10	\$404
<b>HARDWIRE KIT</b>				
<b>OPTIONAL</b>				
Hardwire Kit - Includes armored cable & wiring harness		946-855	8	\$116

<b>PREMIUM FACEPLATE SURROUNDS</b>				
	Premium Faceplate Surround - Black	391-920	18	\$291
	Premium Faceplate Surround - Grey	391-921	18	\$406
	Premium Faceplate Surround - White	391-922	18	\$406
	Premium Faceplate Surround - Sunset Bronze	391-923	18	\$406
	Premium Faceplate Surround - Brushed Nickel	391-924	18	\$868
	Premium Surrounds slide over a regular faceplate (166-910 or 166-912) to create a custom look. Premium Surrounds reduce min. required depth to 19.5" - Back Dimensions: 30-1/4"H x 44-3/4"W			

<b>TRADITIONAL FACEPLATE SURROUNDS</b>				
	Traditional Faceplate Surround - Black	391-927	8	\$261
	Traditional Faceplate Surround - Brushed Antique Copper	391-928	8	\$827
	Traditional Surrounds slide over a regular faceplate (166-910 or 166-912) to create a custom look. Traditional Surrounds reduce min. required depth to 19" - Dimensions: 33-7/8"H x 51-3/4"W			

All prices are in U.S. dollars.  
Prices subject to change without notice.  
There is a 20% restocking charge.

© 2025 Fireplace Products U.S. Inc.

Wood -85  
Effective: June 2, 2025  
Printed: Jun 23, 2025 - E. & O.E.



**WOOD INSERTS**

i3000

**Regency Alterra Pro™ Wood Insert**

2025 Suggested Retail Price - USA

VENTING		Part no.	Weight	Suggested Retail
STAINLESS STEEL LINER KITS				<b>OPTIONAL</b>
	5 1/2" x 25 Ft. Wood Insert Flex Kit	948-520	29	\$949
	5 1/2" x 35 Ft. Wood Insert Flex Kit	948-530	36	\$1,202
	• Kit includes: 5 1/2" x 316L Stainless Steel Liner (0.0055 gauge wall thickness), rain cap with 5/8" spark arrestor, 15" x 15" chimney flashing, 300 ml silicone and Regency wood stove adaptor.			
OTHER WOOD VENTING COMPONENTS				<b>OPTIONAL</b>
	Rain Cap	948-512	4	\$187
	Homestyle Easy Clean Out Cap with 13" x 13" Flashing	948-526	12	\$374
	Pulling Guide Cone	948-524	1	\$71
WRAP INSULATION KITS				<b>OPTIONAL</b>
	1/2" x 25 Ft. Wrap Insulation	948-525	29	\$510
	1/2" x 35 Ft. Wrap Insulation	948-535	39	\$646
	• Kit includes: 1/2" thick (24" wide) insulation blanket with foil back (8 lbs density), 2 x 6" stainless steel clamp hoses, 12 oz can adhesive spray, mesh stainless roll, 1 roll of aluminium tape			
REPLACEMENT COMPONENTS		Part no.	Weight	Suggested Retail
CATALYTIC COMBUSTOR				
	Replacement Catalytic Combustor	166-543	25	\$719
	Metal combustor - 10 year warranty			

All prices are in U.S. dollars.

Prices subject to change without notice.

There is a 20% restocking charge.

© 2025 Fireplace Products U.S. Inc.

Wood -86

Effective: June 2, 2025

Printed: Jun 23, 2025 - E. &amp; O.E.


**F3500**

**F5200**

BASIC EQUIPMENT		Part no.	Weight	Suggested Retail
<b>BODY</b>				
	Large (NEW Model!)	F3500B-1	375	\$4,978
	Extra Large (Crib Wood Tested)	F5200B	553	\$5,657
<ul style="list-style-type: none"> <li>Standard unit includes: black body, black cast iron door, pedestal, brick set, baffles, air tubes, catalytic combustor, catalytic thermometer, rear heat deflector and front mounted air adjustment &amp; side mounted catalytic bypass</li> <li>F3500 - 88,000 BTU's, 76% avg. weighted HHV efficiency, 1.1 gms/hr emissions, up to 20" log North/South &amp; East/West, 6" Flue. <b>Pedestal is now packed separately.</b></li> <li>F5200 - 95,000 BTU's, 86% LHV/80% HHV efficiency, 0.84 gms/hr emissions, up to 22" log North/South &amp; East/West, 8" Flue. <b>Crib wood tested unit starts with SN 599</b></li> </ul>				
Both stoves feature a 10-year 100% coverage on original catalyst			These units qualify for U.S. Biomass Tax Credit	

<b>SAMPLE PRICING:</b>	
F3500 - Black Stove with 2 Speed Blower	\$5,357
F5200 - Black Stove with 2 Speed Blower	\$6,036

REQUIRED EQUIPMENT			Part no.	Weight	Suggested Retail
PEDESTAL					MUST CHOOSE FOR F3500
	Pedestal	F3500	042-915	38	No Charge

ACCESSORIES			Part no.	Weight	Suggested Retail
OPTIONAL					
Canada Only	2 Speed Blower		846-515	12	\$379
	Convector Airmate	F3500	042-912	17	\$194
		F5200	051-912	21	\$194
	Ash Drawer		051-910	13	\$320
	Outside Air Kit		846-502	4	\$141
	Mobile Home Kit (F3500)		042-909	4	N/A
	Note: The optional ashdrawer cannot be used when using the Mobile Home Kit.				

REPLACEMENT COMPONENTS		Part no.	Weight	Suggested Retail
<b>CATALYTIC COMBUSTORS</b>				
	Replacement Catalytic Combustor	051-530	2	\$846

All prices are in U.S. dollars.  
 Prices subject to change without notice.  
 There is a 20% restocking charge.

© 2025 Fireplace Products U.S. Inc.

Wood -87  
 Effective: June 2, 2025  
 Printed: Jun 23, 2025 - E. & O.E.



**WOOD INSERT**  
Ci2700

**Regency Pro-Series Wood Insert**

2025 Suggested Retail Price - USA

Image shown  
with low profile  
faceplate





Image shown with  
contemporary  
faceplate & regular  
backing plate

BASIC EQUIPMENT		Part no.	Weight	Suggested Retail
BODY				
	Large (NEW Model!)	Ci2701-1	399	\$4,527
<ul style="list-style-type: none"><li>Standard unit includes: black body, black cast iron door, brick set, baffles, air tubes, catalytic combustor, catalytic bypass, digital catalytic thermometer</li><li>78,000 BTU's, 77% avg. weighted HHV efficiency, 1.1 gms/hr emissions, up to 22" log</li></ul>				
Features a 10-year 100% coverage on original catalyst			This unit qualifies for U.S. Biomass Tax Credit!	

**SAMPLE PRICING:**

Ci2700 - Black Body with Black Low Profile Faceplate	\$4,858
Ci2700 - Black Body with Black Contemporary Faceplate	\$5,047

REQUIRED EQUIPMENT		Part no.	Weight	Suggested Retail
STEEL FACEPLATE		MUST CHOOSE ONE		
	Low Profile Faceplate	106-910	23	\$331
	1-PC Installation 40"W x 26"H			
	Contemporary Faceplate	106-912	31	\$520
	4-PC Installation 40"W x 26"H			

ACCESSORIES			Part no.	Weight	Suggested Retail
OPTIONAL					
	Backing Plates	Regular 29-7/8"H x 44"W	106-956	22	\$152
		Oversize 33-7/8"H x 48"W	106-958	32	\$168
		Custom Made to Order*	106-962	37	\$730
	* See order form for details on how to order a custom size backing plate.				
	Offset Flue Adaptor		106-955	7	\$131
Flush Front 2 Speed Blower		106-917	9	\$394	

VENTING		Part no.	Weight	Suggested Retail
STAINLESS STEEL LINER KITS		OPTIONAL		
	5 1/2" x 25 Ft. Wood Insert Flex Kit	948-520	29	\$949
	5 1/2" x 35 Ft. Wood Insert Flex Kit	948-530	36	\$1,202
	• Kit includes: 5 1/2" x 316L Stainless Steel Liner (0.0055 gauge wall thickness), rain cap with 5/8" spark arrestor, 15" x 15" chimney flashing, 300 ml silicone and Regency wood stove adaptor.			
OTHER WOOD VENTING COMPONENTS		OPTIONAL		
	Rain Cap	948-512	4	\$187
	Homestyle Easy Clean Out Cap with 13" x 13" Flashing	948-526	12	\$374
	Pulling Guide Cone	948-524	1	\$71
WRAP INSULATION KITS		OPTIONAL		
	1/2" x 25 Ft. Wrap Insulation	948-525	29	\$510
	1/2" x 35 Ft. Wrap Insulation	948-535	39	\$646
	• Kit includes: 1/2" thick (24" wide) insulation blanket with foil back (8 lbs density), 2 x 6" stainless steel clamp hoses, 12 oz can adhesive spray, mesh stainless roll, 1 roll of aluminium tape			

REPLACEMENT COMPONENTS		Part no.	Weight	Suggested Retail
CATALYTIC COMBUSTORS				
	Replacement Catalytic Combustor for -1 (NEW!)	106-574	30	\$793
*Metal combustor cannot be used on older Ci2600 or Ci2700 model				

All prices are in U.S. dollars.

Prices subject to change without notice.

There is a 20% restocking charge.

© 2025 Fireplace Products U.S. Inc.

Wood -88

Effective: June 2, 2025

Printed: Jun 23, 2025 - E. & O.E.

**WOOD INSERT**

Hi1150

**Hampton Wood Insert**

2025 Suggested Retail Price - USA



BASIC EQUIPMENT		Part no.	Weight	Suggested Retail
<b>BODY</b>				
	<b>Metallic Black</b>	Hi1151	255	\$2,793
	<b>Timberline Brown Enamel</b>	Hi1155	258	\$3,247
	<ul style="list-style-type: none"><li>Standard unit includes: body, cast iron door with ceramic glass, brick set, baffles, air tubes, andirons and front mounted air adjustment</li><li>Black varnished handle included with both colors</li><li>55,000 BTU's, 75% LHV/70% HHV efficiency, 1.7 gms/hr emissions, up to 18" log</li></ul> <b>This unit is 2020 EPA Certified</b>			

<b>SAMPLE PRICING:</b>	
Hi1151 - Black Body with Black Faceplate, Black 2 Speed Blower & Standard Flue Adaptor	\$4,142
Hi1155 - Timberline Brown Enamel Body with Brown Faceplate, Brown 2 Speed Blower & Standard Flue Adaptor	\$4,948

REQUIRED EQUIPMENT		Part no.	Weight	Suggested Retail
<b>CAST IRON FACEPLATE</b>				<b>MUST CHOOSE ONE</b>
	<b>Regular Faceplate Metallic Black</b>	210-921	67	\$651
	<b>Regular Faceplate Timberline Brown Enamel</b>	210-925	71	\$861
	Regular - 27-1/4" H x 38-5/16"W			
<b>2 SPEED BLOWER</b>				<b>MUST CHOOSE ONE</b>
	<b>Metallic Black</b>	210-911	27	\$567
	<b>Timberline Brown Enamel</b>	210-915	28	\$709
	Blower comes complete with Bottom Cast Fascia & Cast Iron Ashlip.			
<b>FLUE ADAPTORS</b>				<b>MUST CHOOSE ONE</b>
	Standard Adaptor (9-9/16" from Insert front to Center Line of Flue)	172-942	10	\$131
	Offset Adaptor (14-1/16" from Insert front to Center Line of Flue)	172-946	18	\$162

VENTING		Part no.	Weight	Suggested Retail
<b>STAINLESS STEEL LINER KITS</b>				<b>OPTIONAL</b>
	<b>5 1/2" x 25 Ft. Wood Insert Flex Kit</b>	948-520	29	\$949
	<b>5 1/2" x 35 Ft. Wood Insert Flex Kit</b>	948-530	36	\$1,202
	• Kit includes: 5 1/2" x 316L Stainless Steel Liner (0.0055 gauge wall thickness), rain cap with 5/8" spark arrestor, 15" x 15" chimney flashing, 300 ml silicone and Regency wood stove adaptor.			
<b>FLUE CONNECTORS</b>				<b>OPTIONAL</b>
	<b>Straight (vertical, includes 846-527)</b>	846-504	2	\$106
	<b>30° (includes 846-527)</b>	846-506	2	\$162
	<b>45° (includes 846-527)</b>	846-508	2	\$162
	<b>4" offset</b>	948-412/P	2	\$162
	<b>Flue Attachment Kit</b>	846-527	1	\$76
<b>OTHER WOOD VENTING COMPONENTS</b>				<b>OPTIONAL</b>
	<b>Rain Cap</b>	948-512	4	\$187
	<b>Homestyle Easy Clean Out Cap with 13" x 13" Flashing</b>	948-526	12	\$374
	<b>Pulling Guide Cone</b>	948-524	1	\$71
<b>WRAP INSULATION KITS</b>				<b>OPTIONAL</b>
	<b>1/2" x 25 Ft. Wrap Insulation</b>	948-525	29	\$510
	<b>1/2" x 35 Ft. Wrap Insulation</b>	948-535	39	\$646
	• Kit includes: 1/2" thick (24" wide) insulation blanket with foil back (8 lbs density), 2 x 6" stainless steel clamp hoses,, 12 oz can adhesive spray, mesh stainless roll, 1 roll of aluminium tape			

All prices are in U.S. dollars.

Prices subject to change without notice.

There is a 20% restocking charge.

© 2025 Fireplace Products U.S. Inc.

Wood -89

Effective: June 2, 2025

Printed: Jun 23, 2025 - E. &amp; O.E.




## Hampton Wood Insert

### WOOD INSERT

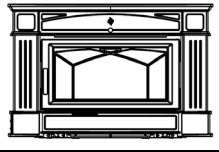

Hi2450

2025 Suggested Retail Price - USA

BASIC EQUIPMENT		Part no.	Weight	Suggested Retail
BODY				
	Metallic Black	Hi2451-2	422	\$3,682
	Timberline Brown Enamel	Hi2455-2	422	\$4,317
	<ul style="list-style-type: none"><li>Standard unit includes: body, cast iron door with ceramic glass, brick set, baffles, air tubes, and front mounted air adjustment &amp;</li><li>Black varnished handle with Metallic Black, Brown varnished handle with Timberline Brown</li></ul>			
	<ul style="list-style-type: none"><li>75,000 BTU's, 72% LHV/67% HHV efficiency, 1.38 gms/hr emissions, up to 18" log</li></ul>			
	This unit is 2020 EPA Certified			

#### SAMPLE PRICING:

Hi2450 - Metallic Black Body with Black Regular Faceplate & Black 2 Speed Blower	\$4,980
Hi2450 - Timberline Brown Enamel Body with Brown Regular Faceplate & Brown 2 Speed Blower	\$5,971

REQUIRED EQUIPMENT		Part no.	Weight	Suggested Retail
CAST IRON FACEPLATE		MUST CHOOSE ONE		
	Regular Faceplate Metallic Black	300-921	67	\$709
	Regular Faceplate Timberline Brown Enamel	300-925	69	\$919
	Oversize Faceplate Metallic Black	300-971	116	\$919
	Oversize Faceplate Timberline Brown Enamel	300-975	123	\$1,197
	Regular - 30" H x 40"W			
	Oversize - 34" H x 48"W			
2 SPEED BLOWER		MUST CHOOSE ONE		
	Metallic Black	300-911	22	\$589
	Timberline Brown Enamel	300-915	23	\$735
	Blower comes complete with Bottom Cast Fascia & Cast Iron Ashlip.			

ACCESSORIES			Part no.	Weight	Suggested Retail
OPTIONAL					
	Decorative Grille	Metallic Black	300-981	9	\$197
		Timberline Brown Enamel	300-985	9	\$227
	Power Outlet Conversion (Left to Right)	Metallic Black	300-941	3	\$84
		Timberline Brown Enamel	300-945	3	\$100

VENTING		Part no.	Weight	Suggested Retail
STAINLESS STEEL LINER KITS		OPTIONAL		
	5 1/2" x 25 Ft. Wood Insert Flex Kit	948-520	29	\$949
	5 1/2" x 35 Ft. Wood Insert Flex Kit	948-530	36	\$1,202
	• Kit includes: 5 1/2" x 316L Stainless Steel Liner (0.0055 gauge wall thickness), rain cap with 5/8" spark arrestor, 15" x 15" chimney flashing, 300 ml silicone and Regency wood stove adaptor.			
FLUE CONNECTORS		OPTIONAL		
	Straight (vertical, includes 846-527)	846-504	2	\$106
	30° (includes 846-527)	846-506	2	\$162
	45° (includes 846-527)	846-508	2	\$162
	4" offset	948-412/P	2	\$162
	Flue Attachment Kit	846-527	1	\$76
OTHER WOOD VENTING COMPONENTS		OPTIONAL		
	Rain Cap	948-512	4	\$187
	Homestyle Easy Clean Out Cap with 13" x 13" Flashing	948-526	12	\$374
	Pulling Guide Cone	948-524	1	\$71
WRAP INSULATION KITS		OPTIONAL		
	1/2" x 25 Ft. Wrap Insulation	948-525	29	\$510
	1/2" x 35 Ft. Wrap Insulation	948-535	39	\$646
	• Kit includes: 1/2" thick (24" wide) insulation blanket with foil back (8 lbs density), 2 x 6" stainless steel clamp hoses,, 12 oz can adhesive spray, mesh stainless roll, 1 roll of aluminium tape			

All prices are in U.S. dollars.

Prices subject to change without notice.

There is a 20% restocking charge.

© 2025 Fireplace Products U.S. Inc.

Wood -90

Effective: June 2, 2025

Printed: Jun 23, 2025 - E. &amp; O.E.




## Hampton Pro-Series Wood Insert

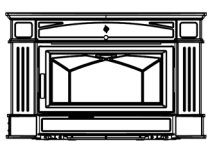
### WOOD INSERT


Hi500

2025 Suggested Retail Price - USA

BASIC EQUIPMENT		Part no.	Weight	Suggested Retail
BODY				
	Metallic Black (NEW Model!)	Ci2701-1	399	\$4,527
	Timberline Brown Enamel (NEW Model!)	Ci2705-1	396	\$4,853
<ul style="list-style-type: none"><li>Standard unit includes: body, cast iron door, brick set, baffles, air tubes, catalytic combustor, digital catalytic thermometer, flue adaptor (13-3/8" to Flue CL) and front mounted air adjustment &amp; catalytic bypass</li><li>78,000 BTU's, 77% avg. weighted HHV efficiency, 1.1 gms/hr emissions, up to 22" log</li></ul> <p>Features a 10-year 100% coverage on original catalyst and is 2020 EPA Certified</p> <p><b>This unit qualifies for U.S. Biomass Tax Credit!</b></p>				

SAMPLE PRICING:	
Hi500 - Metallic Black Body with Black Regular Faceplate	\$5,922
Hi500 - Timberline Brown Enamel Body with Timberline Brown Enamel Regular Faceplate	\$6,428

REQUIRED EQUIPMENT		Part no.	Weight	Suggested Retail
CAST IRON FACEPLATE				<b>MUST CHOOSE ONE</b>
	Regular Faceplate Metallic Black	106-921	88	\$1,395
	Regular Faceplate Timberline Brown Enamel	106-925	100	\$1,575
	Oversize Faceplate Metallic Black	106-941	129	\$1,522
	Oversize Faceplate Timberline Brown Enamel	106-945	136	\$1,715
	Regular - 26-1/2"H x 41-3/8"W (Max Opening 39 1/2") Oversize - 31"H x 44"W (Max Opening 42")			

ACCESSORIES		Part no.	Weight	Suggested Retail	
OPTIONAL					
	Decorative Grille	Metallic Black	106-931	10	\$336
		Timberline Brown Enamel	106-935	11	\$420
	Backing Plates	Regular 29-7/8"H x 44"W	106-956	22	\$152
		Oversize 33-7/8"H x 48"W	106-958	32	\$168
		Custom Made to Order*	106-962	37	\$730
	* See order form for details on how to order a custom size backing plate.				
	Offset Flue Adaptor		106-955	7	\$131
Flush Front 2 Speed Blower		106-917	9	\$394	

VENTING		Part no.	Weight	Suggested Retail
STAINLESS STEEL LINER KITS				<b>OPTIONAL</b>
	5 1/2" x 25 Ft. Wood Insert Flex Kit	948-520	29	\$949
	5 1/2" x 35 Ft. Wood Insert Flex Kit	948-530	36	\$1,202
	• Kit includes: 5 1/2" x 316L Stainless Steel Liner (0.0055 gauge wall thickness), rain cap with 5/8" spark arrestor, 15" x 15" chimney flashing, 300 ml silicone and Regency wood stove adaptor.			
OTHER WOOD VENTING COMPONENTS				<b>OPTIONAL</b>
	Rain Cap	948-512	4	\$187
	Homestyle Easy Clean Out Cap with 13" x 13" Flashing	948-526	12	\$374
	Pulling Guide Cone	948-524	1	\$71
WRAP INSULATION KITS				<b>OPTIONAL</b>
	1/2" x 25 Ft. Wrap Insulation	948-525	29	\$510
	1/2" x 35 Ft. Wrap Insulation	948-535	39	\$646
	• Kit includes: 1/2" thick (24" wide) insulation blanket with foil back (8 lbs density), 2 x 6" stainless steel clamp hoses,, 12 oz can adhesive spray, mesh stainless roll, 1 roll of aluminium tape			

REPLACEMENT COMPONENTS		Part no.	Weight	Suggested Retail
CATALYTIC COMBUSTORS				
	Replacement Catalytic Combustor for -1 (NEW!)	106-574	30	\$793
	*Metal combustor cannot be used on older Hi400 or Hi500 model			

All prices are in U.S. dollars.

Prices subject to change without notice.

There is a 20% restocking charge.

© 2025 Fireplace Products U.S. Inc.

Wood -91

Effective: June 2, 2025

Printed: Jun 23, 2025 - E. & O.E.



**DVL Stovepipe:** Double-wall, air-insulated design interior stovepipe for connecting wood stoves to manufactured chimney.  
.016" stainless steel inner wall. / .018" galvanized outer, painted black.  
6" clearance to walls. 8" clearance to ceilings, including cathedral ceilings.

**DT Chimney:** DuraTech (DT) is a double-wall, all-fuel chimney system for use with wood stoves & fireplaces.  
.020" 430 stainless steel inner wall. / .016" 430 stainless steel or .021" galvalume steel outer wall.  
A Thermal Tech (ceramic refractory) blanket insulation is encased between walls. Stainless steel end rings seal the pipe.  
2" clearance to combustibles.

DURAVENT DVL STOVE PIPE		6 Inch (F1150, F1500, F2450, F2500, F3500)			8 Inch (F5200)		
		Part no.	Weight	Suggested Retail	Part no.	Weight	Suggested Retail
PIPE LENGTHS							
	6 in. Pipe	6DVL-06	2	\$117	8DVL-06	3	\$166
	12 in. Pipe	6DVL-12	3	\$125	8DVL-12	4	\$189
	18 in. Pipe	6DVL-18	5	\$148	8DVL-18	6	\$244
	24 in. Pipe	6DVL-24	6	\$206	8DVL-24	2	\$263
	48 in. Pipe	6DVL-48	12	\$316	8DVL-48	14	\$426
	6 in. Adjustable Pipe	6DVL-6ADJ	2	\$127	8DVL-6ADJ	3	\$181
	12 in. Adjustable Pipe	6DVL-12ADJ	3	\$155	8DVL-12ADJ	4	\$219
	29 in. - 46 in. Telescoping Pipe	6DVL-46TA	12	\$375	8DVL-46TA	16	\$492
	40 in. - 68 in. Telescoping Pipe	6DVL-68TA	18	\$497	8DVL-68TA	22	\$593
ELBOWS							
	45° Elbow	6DVL-E45	3	\$163	8DVL-E45	5	\$231
	90° Elbow	6DVL-E90	3	\$244	8DVL-E90	6	\$331
ADDITIONAL COMPONENTS							
	Tee w/Clean-Out Cap - Black	6DVL-T	5	\$211	8DVL-T	7	\$356
	Stove Adaptor (Recessed)	6DVL-AD-R	3	\$123	N/A	x	x
	Stove Adaptor	6DVL-AD	2	\$111	8DVL-AD	2	\$171
	Chimney Adaptor with Trim	6DVL-ADC	1	\$72	8DVL-ADC	2	\$87
	Chimney Adaptor	6DVL-ADT	1	\$131	8DVL-ADT	3	\$149
	Adaptor/Damper Section	6DVL-ADWD	2	\$151	8DVL-ADWD	4	\$234
	Masonry Thimble	6DLR-MTSC1	4	\$307	8DLR-MTSC1	4	\$459

DURAVENT DT CLASS-A CHIMNEY PIPE		6 Inch (F1150, F1500, F2450, F2500, F3500)			8 Inch (F5200, CF780)		
		Part no.	Weight	Suggested Retail	Part no.	Weight	Suggested Retail
PIPE LENGTHS - Stainless Steel							
(CF) Designation indicates additional protective carton foam for shipping.	6 in. Chimney Pipe - SS	6DT-06SS	3	\$160	8DT-06SS	4	\$260
	9 in. Chimney Pipe - SS	6DT-09SS	4	\$171	8DT-09SS	2	\$282
	12 in. Chimney Pipe - SS	6DT-12SS	5	\$182	8DT-12SS	7	\$326
	18 in. Chimney Pipe - SS	6DT-18SS	8	\$249	8DT-18SS	9	\$356
	24 in. Chimney Pipe - SS	6DT-24SS	10	\$332	8DT-24SS	12	\$422
	24 in. Chimney Pipe - SS (CF)	6DT-24SSCF	11	\$355	8DT-24SSCF	13	\$451
	36 in. Chimney Pipe - SS	6DT-36SS	14	\$442	8DT-36SS	18	\$667
	36 in. Chimney Pipe - SS (CF)	6DT-36SSCF	15	\$473	8DT-36SSCF	20	\$714
	48 in. Chimney Pipe - SS	6DT-48SS	19	\$570	8DT-48SS	25	\$759
	48 in. Chimney Pipe - SS (CF)	6DT-48SSCF	21	\$609	8DT-48SSCF	27	\$812
	60 in. Chimney Pipe - SS (CF)	6DT-60SSCF	26	\$723	8DT-60SSCF	27	\$850
	Adjustable Pipe 14 in. - 21 in.	6DT-21TASS	10	\$548	8DT-21TASS	14	\$616
PIPE LENGTHS - Galvalume							
(CF) Designation indicates additional protective carton foam for shipping.	6 in. Chimney Pipe - GA	6DT-06	3	\$123	8DT-06	4	\$142
	9 in. Chimney Pipe - GA	6DT-09	4	\$153	8DT-09	2	\$179
	12 in. Chimney Pipe - GA	6DT-12	6	\$181	8DT-12	6	\$216
	18 in. Chimney Pipe - GA	6DT-18	9	\$228	8DT-18	11	\$271
	24 in. Chimney Pipe - GA	6DT-24	11	\$289	8DT-24	13	\$350
	24 in. Chimney Pipe - GA (CF)	6DT-24CF	11	\$310	8DT-24CF	13	\$375
	36 in. Chimney Pipe - GA	6DT-36	15	\$380	8DT-36	19	\$503
	36 in. Chimney Pipe - GA (CF)	6DT-36CF	17	\$406	8DT-36CF	21	\$538
	48 in. Chimney Pipe - GA	6DT-48	20	\$470	8DT-48	25	\$579
	48 in. Chimney Pipe - GA (CF)	6DT-48CF	20	\$503	8DT-48CF	27	\$619
	60 in. Chimney Pipe - GA (CF)	6DT-60CF	26	\$589	8DT-60CF	25	\$658
PIPE LENGTHS - Black							
	6 in. Chimney Pipe - Black	6DT-06B	3	\$208	8DT-06B	4	\$234
	9 in. Chimney Pipe - Black	6DT-09B	4	\$232	8DT-09B	2	\$241
	12 in. Chimney Pipe - Black	6DT-12B	6	\$247	8DT-12B	7	\$291
ELBOWS							
	15° Elbow Kit - GA (includes 2 Elbows & 1 Elbow Strap)	6DT-E15K	9	\$714	8DT-E15K	10	\$898
	15° Elbow Kit - SS (includes 2 Elbows & 1 Elbow Strap)	6DT-E15KSS	9	\$875	8DT-E15KSS	10	\$1,140
	30° Elbow Kit - GA (includes 2 Elbows & 1 Elbow Strap)	6DT-E30K	9	\$848	8DT-E30K	9	\$1,025
	30° Elbow Kit - SS (includes 2 Elbows & 1 Elbow Strap)	6DT-E30KSS	9	\$1,167	8DT-E30KSS	9	\$1,406
	6 in. & 8 in. Adjustable Elbow Strap	6DT-AES	2	\$107	6DT-AES	2	\$107
SUPPORT BOX							
	Square Ceiling Support Box - 11 in.	6DT-CS11	8	\$336	8DT-CS11	10	\$351
	Square Ceiling Support Box - 24 in.	6DT-CS24	13	\$373	8DT-CS24	15	\$391
	Square Ceiling Support Box - 24 in. with Attic Insulation Shield	6DT-CS24IS	14	\$419	N/A	x	x
	Square Ceiling Support Box - 36 in.	6DT-CS36	18	\$412	8DT-CS36	21	\$435
	Square Ceiling Support Box - 36 in. with Attic Insulation Shield	6DT-CS36IS	18	\$457	N/A	x	x
	Square Ceiling Support Box - 24 in. (Reduced Clearance)	6DT-CS24R	13	\$351	N/A	x	x
	Reduced Square Ceiling Support Box - 24 in. with AIS	6DT-CS24RIS	13	\$399	N/A	x	x

All prices are in U.S. dollars.  
Prices subject to change without notice.  
There is a 20% restocking charge.



SUPPORT BOX CONT.							
	Round Ceiling Support Box	6DT-RCS	4	\$195	8DT-RCS	4	\$270
	Trim Collar for Round Support Box - 5 in. - 6 in. (square)	5DT-TC	2	\$111	7DT-TC	2	\$0
	Trim Collar for Round Support Box - 5 in. - 6 in. (round)	5DT-TCR	2	\$116	7DT-TCR	2	\$0
	Flat Ceiling Support Box	6DT-FCS	9	\$228	8DT-FCS	6	\$225
ADDITIONAL COMPONENTS							
	6 in. & 8 in. Adjustable Roof Support	6DT-ARS	5	\$178	6DT-ARS	5	\$178
	Trim Collar for Roof Support 0/12 - 3/12	6DT-RSTC3	2	\$146	8DT-RSTC3	2	\$149
	Trim Collar for Roof Support 4/12 - 6/12	6DT-RSTC6	2	\$146	8DT-RSTC6	2	\$149
	Trim Collar for Roof Support 7/12 - 9/12	6DT-RSTC9	2	\$146	8DT-RSTC9	2	\$149
	Trim Collar for Roof Support 10/12 - 12/12	6DT-RSTC12	2	\$146	8DT-RSTC12	2	\$149
	Wall Thimble	6DT-IWT	6	\$186	8DT-IWT	7	\$238
	Insulated Wall Thimble	6DT-IWT	8	\$225	8DT-IWT	10	\$278
	Wall Thimble Exterior Trim - SS	6DT-WTSS	1	\$108	8DT-WTSS	2	\$117
	Adjustable Tee Support Bracket - GA	6DT-TSB	10	\$236	8DT-TSB	13	\$343
	Adjustable Tee Support Bracket - SS	6DT-TSBSS	10	\$573	8DT-TSBSS	13	\$674
	6 in. & 8 in. Adjustable Re-Support	6DT-RES	8	\$157	6DT-RES	8	\$157
	6 in. & 8 in. Adjustable Wall Strap	6DT-AWS	2	\$114	6DT-AWS	2	\$114
	Adjustable Wall Strap - GA	6DT-WS	3	\$98	8DT-WS	2	\$127
	Adjustable Wall Strap - SS	6DT-WSSS	1	\$171	8DT-WSSS	2	\$182
	6,8 in. DT Extended Adj Wall Strap	6DT-AWSX	2	\$214	6DT-AWSX	2	\$214
	6,8 in. DT Extended Adj Wall Strap - SS	6DT-AWSX-SS	2	\$265	6DT-AWSX-SS	2	\$265
	6 in. & 8 Adjustable Wall Support - SS	6DT-AWS-SS	3	\$164	6DT-AWS-SS	3	\$164
	6 in. & 8 in. Extended Wall Support	6DT-XWS	10	\$264	6DT-XWS	10	\$264
	6 in. & 8 in. Extended Wall Support - SS	6DT-XWS-SS	10	\$428	6DT-XWS-SS	10	\$428
	Standard Tee w/Cap - GA	6DT-ST	1	\$474	8DT-ST	11	\$663
	Standard Tee w/Cap - SS	6DT-STSS	1	\$625	8DT-STSS	11	\$927
	6 in. Diameter Tee Cap (not shown in catalogue)	6DT-TCO	3	\$135	8DT-TCO	3	\$150
	Finishing Collar w/ adapter	6DT-FC	1	\$113	8DT-FC	2	\$131
	Anchor Plate	6DT-AP	2	\$151	8DT-AP	3	\$212
	Transition Anchor Plate 14 in. x 17 in.	6DT-AP14x17	9	\$785	8DT-AP14x17	12	\$820
	Transition Anchor Plate 17 in. x 17 in.	6DT-AP17x17	10	\$793	8DT-AP17x17	12	\$827
	Transition Anchor Plate 13 in. x 21 in.	6DT-AP13x21	10	\$789	8DT-AP13x21	12	\$824
	Transition Anchor Plate 17 in. x 21 in.	6DT-AP17x21	10	\$805	8DT-AP17x21	12	\$831
	Firestop Radiation Shield	6DT-FRS	7	\$146	8DT-FRS	8	\$182
	Attic Insulation Shield	6DT-IS	7	\$190	8DT-IS	8	\$254
	Roof Radiation Shield	6DT-RRS	3	\$204	8DT-RRS	5	\$204
	Storm Collar 5 in. - 6 in.	5DT-SC	6	\$35	N/A	x	x
	Storm Collar 7 in. - 8 in.	N/A	x	x	7DT-SC	7	\$39
	6 in. & 8 in. Extended Roof Bracket	6DT-XRS	10	\$257	6DT-XRS	10	\$257
	Snow Splitter 6 in. - 10 in.	6DT-SP	1	\$283	6DT-SP	1	\$283
	Spark Arrestor	5DT-SA	3	\$42	5DT-SA	3	\$42
	Firestop (not shown in catalogue)	6DT-FS	2	\$131	8DT-FS	3	\$160
	Support Box Rails	6DT-SBRU	1	\$75	N/A	x	x
	Chase Air Intake w/ Rodent Guard	6DT-CAI	3	\$299	N/A	x	x
	Locking Band	6DT-LB	3	\$24	8DT-LB	4	\$28
	Base Tee (not shown in catalogue)	N/A	x	x	8DT-BT	7	\$219
FLASHINGS - DOES NOT INCLUDE STORM COLLAR							
	Chase Top Flashing	6DT-CTF	2	\$125	8DT-CTF	2	\$134
	Adjustable Roof Flashing 0/12 - 6/12	6DT-F6	10	\$193	8DT-F6	27	\$241
	DSA Roof Flashing	6DT-F6DSA	3	\$269	8DT-F6DSA	7	\$330
	Adjustable Roof Flashing 7/12 - 12/12	6DT-F12	3	\$251	8DT-F12	6	\$313
	DSA Roof Flashing	6DT-F12DSA	3	\$430	8DT-F12DSA	6	\$481
	Adjustable Roof Flashing 13/12 - 18/12	6DT-F18	11	\$372	8DT-F18	12	\$486
	Adjustable Roof Flashing 19/12 - 24/12	6DT-F24	10	\$507	8DT-F24	16	\$851
	Flat Roof Flashing	6DT-FF	11	\$260	8DT-FF	12	\$315
	Large Base Adjustable Roof Flashing 0/12 - 6/12	6DT-F6L	3	\$258	8DT-F6L	7	\$341
	Large Base Adjustable Roof Flashing 7/12 - 12/12	6DT-F12L	3	\$343	8DT-F12L	10	\$446
TERMINATION							
	Chimney Cap	6DT-VC	3	\$212	8DT-VC	5	\$380

6 Inch Models Include: F1150, F1500, F2450, F2500, F3500

8 Inch Models Include: F5200, CF780

\*Please refer to manuals for full installation details

\*Please refer to DuraVent catalogueue for full descriptions & installation examples

[Click here to access the DuraVent catalogue](#)

**DVL Stovepipe:** Double-wall, air-insulated design interior stovepipe for connecting wood stoves to manufactured chimney.  
.016" stainless steel inner wall. / .018" galvanized outer, painted black.  
6" clearance to walls. 8" clearance to ceilings, including cathedral ceilings.

**DT Chimney:** DuraTech (DT) is a double-wall, all-fuel chimney system for use with wood stoves & fireplaces.  
.020" 430 stainless steel inner wall. / .016" 430 stainless steel or .021" galvalume steel outer wall.  
A Thermal Tech (ceramic refractory) blanket insulation is encased between walls. Stainless steel end rings seal the pipe.  
2" clearance to combustibles.

All prices are in U.S. dollars.

Prices subject to change without notice.

There is a 20% restocking charge.

© 2024 Fireplace Products U.S. Inc.

Wood -93

Effective: June 2, 2025

Printed: Jun 23, 2025 - E. & O.E.

METAL-FAB AIR COOL CHIMNEY PIPE		6 Inch			8 Inch (CF780)		
		Part no.	Weight	Suggested Retail	Part no.	Weight	Suggested Retail
<b>PIPE ADAPTOR</b>							
	Air Cooled Pipe Adaptor - Required for CF780	N/A	x	x	001-947	11	\$220
<b>PIPE LENGTHS</b>							
	12" Pipe Length	N/A	x	x	8ATG12	5	\$121
	18" Pipe Length	N/A	x	x	8ATG18	8	\$136
	36" Pipe Length	N/A	x	x	8ATG36	15	\$217
	48" Pipe Length	N/A	x	x	8ATG48	19	\$253
<b>ELBOWS</b>							
	15 Degree Elbow	N/A	x	x	8ATGA15	4	\$232
	30 Degree Elbow	N/A	x	x	8ATGA30	5	\$237
<b>ADDITIONAL COMPONENTS</b>							
	Support Band	N/A	x	x	8TGSB	1	\$40
	Wall Band	N/A	x	x	8TGWB	2	\$76
	Firestop Assembly	N/A	x	x	8ATGFSA	13	\$71
	Attic Insulation Shield	N/A	x	x	8ATGIS	9	\$490
<b>TERMINATION</b>							
	Chimney Cap	N/A	x	x	8ATGC	7	\$354
	Storm Collar	N/A	x	x	8ATGSC	2	\$45
<b>FLASHINGS</b>							
	Chase Top Flashing	N/A	x	x	8ATGFC	5	\$202
	Tall Cone Flashing	N/A	x	x	8ATGFT	6	\$348
	2/12 - 5/12 Flashing	N/A	x	x	8TGF	5	\$141
	6/12 - 10/12 Flashing	N/A	x	x	8TGF10	7	\$217
	11/12 - 15/12 Flashing	N/A	x	x	8TGF15	7	\$288
	16/12 - 24/12 Flashing	N/A	x	x	8TGF24	8	\$444
	Dead Soft AL Flashing	N/A	x	x	8TGDSF	6	\$192

8 Inch Models Include: CF780

\*Please refer to manual for full installation details

All prices are in U.S. dollars.  
Prices subject to change without notice.  
There is a 20% restocking charge.

© 2024 Fireplace Products U.S. Inc.

Wood -94  
Effective: June 2, 2025  
Printed: Jun 23, 2025 - E. & O.E.

# TABLE OF CONTENTS

*2025 USA Retail Pricing for:*

## PELLET STOVE AND INSERTS

Glass Viewing Area	3
--------------------	---

### **Greenfire® Pellet Stoves & Inserts**

GF40	96
GF55	97
GFi55	98

### **Hampton® Pellet Stoves & Inserts**

GC60	99
Gci60	100


Venting Components	101 , 102
--------------------	-----------

**GF40****Small Free Standing Pellet Stove**

2025 Suggested Retail Price - USA

**il Price - USA**

2024 Suggested Retail Price - Canada

BASIC EQUIPMENT		Part no.	Weight	Suggested Retail
BODY				
	<b>Greenfire GF40 Pellet Stove</b>	GF40-2	255	\$4,075
	<ul style="list-style-type: none"><li>Standard unit includes: body, hearth pad and ceramic glass.</li><li>30,000 BTU's, up to 67 lbs wood pellet hopper capacity, 66% HHV &amp; 70.7% LHV efficiency, 0.48 gms/hr emissions, Vent size: 3in., Concealed; easy-to-use controls, Mobile home approved, Quick start automatic (400 watt) ignitor, Large ashpan, EPA 2020 certified.</li></ul> <p><b>NEW for -2 Model:</b> Increased efficiency, when high efficiency adaptor below is installed &amp; unit is vented vertically. Please refer to new install manual for more information.</p> <p>Factory set damper - air can only be adjusted by qualified installer at the customers home. Pre-drilled screws on the back of the unit for adaptor install. New ash plate.</p> <p>Please see the ignite announcement for more details on the specific changes to -2 model.</p>			
ACCESSORIES		Part no.	Weight	Suggested Retail
	<b>High Efficiency Adaptor - increases efficiency to 80.2% HHV</b>	GF40-920	10	\$217
When a boost in efficiency is preferred. Refer to installation manual.				

*See Venting Page at the end of this section*

All prices are in U.S. dollars.

Prices subject to change without notice.

There is a 20% restocking charge.

© 2025 Fireplace Products U.S. Inc.

Pellet - 96

Effective: June 2, 2025


Printed: Jun,23,2025 - E. &amp; O.E.

**GF55**

Pellet Stove

**Greenfire™ Pellet Stove by Regency**

2024 Suggested Retail Price - Canada

BASIC EQUIPMENT		Part no.	Weight	Suggested Retail
BODY				
	Greenfire GF55 Pellet Stove	GF55-2	282	\$4,994
	<ul style="list-style-type: none"><li>Standard unit includes: body and ceramic glass.</li><li>45,000 BTU, 55 lbs wood pellet hopper capacity, 300-watt Auto Ignitor, Black overlay door, Decorative black grilles, 70% HHV &amp; 74.5% LHV efficiency, EPA 2020 certified, 0.89 gms/hr emissions, Full pedestal ash pan, fluted steel liners, Concealed easy to use touch-pad controls, 3" flue.</li></ul>			
	<b>NEW for -2 Model:</b> increased efficiency, when high efficiency adaptor below is installed & unit is vented vertically. Please refer to new install manual for more information.			
	Factory set damper - air can only be adjusted by qualified installer at the customers home. Pre-drilled screws on the back of the unit for adaptor install. New ash plate. Fan sensor update. Glass wash deflector added.			
Please see the ignite announcement for more details on the specific changes to -2 model.				

ACCESSORIES		Part no.	Weight	Suggested Retail
	High Efficiency Adaptor - increases efficiency to 75% HHV	GF55-920	15	\$157
When a boost in efficiency is preferred. Refer to installation manual.				
OVERLAY DOORS				
	Antique Copper Overlay Door	GF55-923	4	\$470
LOG SET				
	Log Set	GF55-930	3	\$167
1-piece ceramic log set				

Starting at Serial Number 334319081, the unit now includes fluted liner panels instead of brick liner panels

*See Venting Page at the end of this section*

All prices are in U.S. dollars.  
There is a 20% restocking charge.  
Prices subject to change without notice.

© 2025 Fireplace Products U.S. Inc.

Pellet - 97  
Effective: June 2, 2025  
Printed: Jun,23,2025 - E. & O.E.




**GFi55**

Pellet Insert

**Greenfire™ Pellet Insert by Regency**

2024 Suggested Retail Price - Canada

BASIC EQUIPMENT		Part no.	Weight	Suggested Retail
<b>BODY</b>				
 <p><b>Unit Shown with Nickel Overlay Door</b></p>	<b>Greenfire GFi55 Pellet Insert</b>	GFi55-2	228	\$4,969
	<ul style="list-style-type: none"> <li>Standard unit includes: body and ceramic glass.</li> <li>45,000 BTU, 55 lbs wood pellet hopper capacity, 300-watt Auto Ignitor, Black overlay door, decorative black grilles, 70% HHV &amp; 74.5% LHV efficiency, ash pan, Fluted steel liners, Adjustable hopper from 22-3/4" to 19" high, EPA 2020 certified, 0.89 gms/hr emissions, Concealed easy to use touch-pad controls, 3" flue.</li> </ul> <p><b>NEW for -2 Model:</b> increased efficiency, when high efficiency adaptor below is installed &amp; unit is vented vertically. Please refer to new install manual for more information.</p> <p>Factory set damper - air can only be adjusted by qualified installer at the customers home. Pre-drilled screws on the back of the unit for adaptor install. New ash plate. Fan sensor update. Glass wash deflector added.</p> <p>Please see the ignite announcement for more details on the specific changes to -2 model.</p>			

REQUIRED		Part no.	Weight	Suggested Retail
<b>FACEPLATES</b>				
<b>MUST CHOOSE ONE FACEPLATE</b>				
	<b>Standard Faceplate (30"H x 40"W)</b>	GFi55-910	13	\$399
	<b>Oversize Faceplate (33"H x 46"W)</b>	GFi55-912	18	\$550

ACCESSORIES		Part no.	Weight	Suggested Retail
	High Efficiency Adaptor - increases efficiency to 75% HHV	GF55-920	15	\$157
	When a boost in efficiency is preferred. Refer to installation manual.			
	Flex to Flex Increaser - 3" to 6"	946-792	2	\$76
	Used in installation when claiming the U.S. biomass tax credit.			
DOORS				
	Brushed Nickel Overlay Door	GF55-921	#N/A	#N/A
	Antique Copper Overlay Door	GF55-923	4	\$470
LOG SET				
	Log Set	GF55-930	3	\$167
	1-piece ceramic log set			

Starting at Serial Number 334322391, the unit now includes fluted liner panels instead of brick liner panels

*See Venting Page at the end of this section*

All prices are in U.S. dollars.

There is a 20% restocking charge.

Prices subject to change without notice.

© 2025 Fireplace Products U.S. Inc.

Pellet - 98

Effective: June 2, 2025


Printed: Jun,23,2025 - E. & O.E.

**GC60**

Cast Iron Pellet Stove

**Hampton® Cast Iron Pellet Stove**

2024 Suggested Retail Price - Canada

BASIC EQUIPMENT		Part no.	Weight	Suggested Retail
BODY				
	Hampton GC60 Cast Pellet Stove	GC60-2	504	\$5,181
	<ul style="list-style-type: none"><li>Standard unit includes: charcoal cast iron body and ceramic glass.</li><li>55,000 BTU (on high), 10,000 BTU (on low), 400-watt Auto Ignitor with air pump, 60 lbs biomass wood pellet hopper (up to 36 hours of continuous burn time), Automatic settings for 3-levels of wood pellets (premium, regular &amp; low grade), Decorative cast iron grille, 60% HHV &amp; 64.5% LHV efficiency, EPA 2020 certified, 1.82 gms/hr emissions, 300 CFM variable speed convection fan, ash pan, concealed easy to use touch-pad controls, 4" flue.</li></ul>			
	<p><b>NEW for -2 Model:</b> increased efficiency, when high efficiency adaptor below is installed &amp; unit is vented vertically. Please refer to new install manual for more information.</p> <p>Factory set damper - air can only be adjusted by qualified installer at the customers home. Pre-drilled screws on the back of the unit for adaptor install. The burn pot liner has been redesigned, resulting in more complete burns of the fuel. A lower air deflector has been added to the bottom, inside lip, diverting air to the burn pot, again resulting in more complete burns of the fuel.</p> <p>Please see the ignite announcement for more details on the specific changes to -2 model.</p>			
Unit Shown with Optional Log Set				
ACCESSORIES		Part no.	Weight	Suggested Retail
	High Efficiency Adaptor - increases efficiency to 78% HHV	GC60-920	13	\$157
	When a boost in efficiency is preferred. Refer to installation manual.			
LOG SET				
	Log Set	GC60-930	4	\$227
	1-piece ceramic log set			

*See Venting Page at the end of this section*

All prices are in U.S. dollars.

There is a 20% restocking charge.

Prices subject to change without notice.

© 2025 Fireplace Products U.S. Inc.

Pellet - 99


Effective: June 2, 2025

Printed: Jun,23,2025 - E. &amp; O.E.




**GCI60**
**Cast Iron Pellet Insert**
**Hampton® Cast Iron Pellet Insert**

2024 Suggested Retail Price - Canada

BASIC EQUIPMENT		Part no.	Weight	Suggested Retail
<b>BODY</b>				
 <p>Unit Shown with Optional Log Set</p>	<b>Hampton GCI60 Cast Pellet Insert</b>	GCI60-2	545	\$5,787
	<ul style="list-style-type: none"> <li>Standard unit includes: black cast iron body &amp; faceplate and ceramic glass.</li> <li>Standard faceplate dimensions: 43 3/16 W" x 33 9/16 H"</li> <li>55,000 BTU (on high), 10,000 BTU (on low), 400-watt Auto Ignitor with air pump, 60 lbs biomass wood pellet hopper (up to 36 hours of continuous burn time), Automatic settings for 3-levels of wood pellets (premium, regular &amp; low grade)</li> <li>Decorative cast iron grille, 60% HHV &amp; 64.5% LHV efficiency, EPA 2020 certified, 1.82 gms/hr emissions, 300 CFM variable speed convection fan, concealed ash pan, concealed easy to use touch-pad controls, 4" flue.</li> </ul> <p><b>NEW for -2 Model:</b> Factory set damper - air can only be adjusted by qualified installer at the customers home. The burn pot liner has been redesigned, resulting in more complete burns of the fuel. A lower air deflector has been added to the bottom, inside lip, diverting air to the burn pot, again resulting in more complete burns of the fuel.</p> <p>Please see the ignite announcement for more details on the specific changes to -2 model.</p>			

ACCESSORIES		Part no.	Weight	Suggested Retail
	<b>Flex to Flex Increaser - 4" to 6"</b>	946-791	2	\$76
	Used in installation when claiming the U.S. biomass tax credit.			
<b>OVERSIZE FILLER PANEL</b>				
	<b>Oversize Filler Panel</b>	GCI60-918	15	\$328
	Oversize Filler panel is used in behind the standard cast surround to cover large fireplace openings. Dimensions: 50" w x 38" tall			
<b>LOG SET</b>				
	<b>Log Set</b>	GC60-930	4	\$227
	1-piece ceramic log set			

OTHER		Part no.	Weight	Suggested Retail
	<b>Service Rail Kit</b>	GCI60-900	18	\$162
	Service Rail Kit includes servicing frame and hardware			

*See Venting Page at the end of this section*

All prices are in U.S. dollars.

There is a 20% restocking charge.

Prices subject to change without notice.

© 2025 Fireplace Products U.S. Inc.

Pellet - 100

Effective: June 2, 2025

Printed: Jun,23,2025 - E. &amp; O.E.

**Vent Pipe**

Pellet

2025 Suggested Retail Price - USA

**PelletVent Pro:** Designed for stoves and inserts that use wood pellets and oil fuel. Also built to vent biofuel products such as corn, soybeans, and wheat, to name a few. .012" stainless steel corrosion resistant inner wall / .018" laser-welded galvalume outer wall. Painted black exterior available. Rated for continuous use flue temperatures up to 570° F / 298° C. Laser-welded, double-wall pipe. 1" clearance to combustibles.

DURAVENT PELLET PIPE		3 Inch (GF40, GF55, GF55)			4 Inch (GC60, GC60)		
		Part no.	Weight	Suggested Retail	Part no.	Weight	Suggested Retail
<b>KITS</b>							
	PelletVent Pro Horizontal Kit	3PVP-KHA	4	\$423	4PVP-KHA	19	\$528
	PVP Kit includes: Horizontal Cap, Wall Thimble, and Appliance Adapter. 4" Kit includes a 3"-4" Appliance Adapter/Inceaser, painted black. Pipe lengths not included.						
	DuraFlex 304 Basic Kit (25ft)	3DF304-25K	22	\$808	4DF304-25K	24	\$953
	DuraFlex 304 Basic Kit (35ft)	NA	x	x	4DF304-35K	30	\$1,233
	DuraFlex 304 Kit includes: DuraFlex SS Top Plate (15-5/8" x 15-5/8") w/welded Storm Collar, DuraFlex SS Removable Vertical Cap, DuraFlex SS Connector, and DuraFlex 304 length						
<b>PIPE LENGTHS</b>							
	6 in. Pipe - Galvanized	3PVP-06	1	\$56	4PVP-06	1	\$60
	6 in. Pipe - Black	3PVP-06B	1	\$79	4PVP-06B	1	\$98
	12 in. Pipe - Galvanized	3PVP-12	1	\$80	4PVP-12	2	\$86
	12 in. Pipe - Black	3PVP-12B	1	\$105	4PVP-12B	2	\$135
	12 in. Pipe - SS	3PVP-12SS	1	\$99	NA	x	x
	18 in. Pipe - Galvanized	3PVP-18	2	\$93	4PVP-18	2	\$110
	24 in. Pipe - Galvanized	3PVP-24	3	\$106	4PVP-24	3	\$134
	24 in. Pipe - Black	3PVP-24B	3	\$132	4PVP-24B	3	\$182
	36 in. Pipe - Galvanized	3PVP-36	4	\$145	4PVP-36	5	\$174
	36 in. Pipe - Black	3PVP-36B	4	\$164	4PVP-36B	5	\$214
	48 in. Pipe - Galvanized	3PVP-48	1	\$180	4PVP-48	1	\$197
	48 in. Pipe - Black	3PVP-48B	1	\$211	4PVP-48B	1	\$253
	60 in. Pipe - Galvanized	3PVP-60	6	\$207	4PVP-60	8	\$235
	60 in. Pipe - Black	3PVP-60B	6	\$246	4PVP-60B	7	\$283
	12 in. Pipe Extension	3PVP-12A	1	\$109	4PVP-12A	2	\$120
	12 in. Adjustable Pipe - Black	3PVP-12AB	1	\$130	4PVP-12AB	2	\$171
	18 in. Pipe Extension	3PVP-18A	1	\$167	4PVP-18A	2	\$185
	18 in. Adjustable Pipe - Black	3PVP-18AB	1	\$200	4PVP-18AB	3	\$263
	48 in. Pipe Extension	3PVP-48A	1	\$219	4PVP-48A	6	\$260
	48 in. Adjustable Pipe - Black	3PVP-48AB	1	\$288	4PVP-48AB	6	\$329
	60 in. Flex Pipe	3PVP-60F	3	\$357	4PVP-60F	4	\$510
<b>ADAPTORS</b>							
	Female Flex Adaptor	3PVP-ADFF	1	\$55	4PVP-ADFF	1	\$45
	Male Flex Adaptor	3PVP-ADFM	1	\$76	4PVP-ADFM	1	\$82
	Appliance Adaptor	3PVP-AD	1	\$44	4PVP-AD	1	\$47
	Appliance Adaptor - Black	3PVP-ADB	1	\$65	4PVP-ADB	1	\$124
	Quick Release PelletVent Adaptor	3PVP-ADS	0.1	\$96	NA	x	x
<b>ELBOWS</b>							
	45° Elbow - Galvanized	3PVP-E45	1	\$142	4PVP-E45	1	\$160
	45° Elbow - Black	3PVP-E45B	1	\$158	4PVP-E45B	2	\$199
	90° Elbow - Galvanized	3PVP-E90	1	\$177	4PVP-E90	2	\$223
	90° Elbow - Black	3PVP-E90B	1	\$199	4PVP-E90B	2	\$259
<b>TEES</b>							
	Single Tee w/Clean-Out Tee Cap	3PVP-T1	2	\$237	4PVP-T1	3	\$248
	Single Tee w/Clean-Out Tee Cap - Black	3PVP-TB1	2	\$258	4PVP-TB1	3	\$275
	Increaser Tee w/ Clean-Out Tee Cap <i>(not shown in catalogue)</i>	4PVP-T31	2	\$241	NA	x	x
	Adaptor Tee w/Clean-Out Tee Cap	3PVP-TAD1	2	\$237	4PVP-TAD1	3	\$248
	Adaptor Tee w/Clean-Out Tee Cap - Black	3PVP-TADB1	2	\$258	4PVP-TADB1	3	\$323
	Increaser Adapter Tee w/ Clean-Out Tee Cap	3PVP-TADX41	10	\$253	NA	x	x
	Clean-Out Tee Cap	3PVP-CO1	0.5	\$89	4PVP-CO1	1	\$89
	Clean-Out Tee Cap - Black	3PVP-COB1	0.5	\$103	4PVP-COB1	1	\$110
	O-Ring Replacement Gasket <i>(not shown in catalogue)</i>	3PVP-GA	0.2	\$11	4PVP-GA	0.2	\$14
	Clean-out T-Cap Replacement Gasket (12PK)	3PVP-GA1	0.2	\$110	4PVP-GA1	0.2	\$121
<b>ADDITIONAL COMPONENTS</b>							
	Flex Trim Collar	3PVP-FTC	0.4	\$151	4PVP-FTC	0.4	\$144
	Wall Thimble	3PVP-WT	3	\$151	4PVP-WT	3	\$162
	2 in. Wall Thimble Air Intake Kit (GF40/GF55)	3PVP-WTI	3	\$354	NA	x	x
	3 in. Wall Thimble Air Intake Kit (GC60)	NA	x	x	4PVP-WTI3	7	\$384
	Ceiling Support Firestop Spacer	3PVP-FS	2	\$116	4PVP-FS	2	\$135
	Wall Strap	3PVP-WS	1	\$54	4PVP-WS	1	\$59
	Adjustable Wall Strap	3PVP-WSA	1	\$59	4PVP-WSA	1	\$64
	Wall Strap Extension - fits both 3" & 4"	3PVP-WSA-EXT	1	\$29	3PVP-WSA-EXT	1	\$29
	Cathedral Ceiling Support Box	3PVP-CS	6	\$240	4PVP-CS	6	\$240
	House Shield	3PVP-HS	1	\$60	4PVP-HS	1	\$89
	Attic Insulation Shield	3PVP-IS	5	\$122	4PVP-IS	5	\$122
	Storm Collar	3PVP-SC	0.3	\$13	4PVP-SC	0.3	\$15
	Ceiling Support/Wall Thimble Cover - fits both 3" & 4"	3PVP-WTC	3	\$124	3PVP-WTC	3	\$124
	Reduction Collar	3PVP-RC	0.4	\$48	4PVP-RC	0.4	\$48
	C - Clamp <i>(not shown in catalogue)</i>	3PVP-CC	0.3	\$45	4PVP-CC	0.3	\$45

All prices are in CDN dollars.

There is a 20% restocking charge.

Prices subject to change without notice.

© 2025 Fireplace Products U.S. Inc.

Pellet - 101  
Effective: June 2, 2025  
Printed: Jun 23, 2025 - E. & O.E.

INCREASERS							
	3 in. - 4 in. Increaser	3PVP-X4	1.1	\$137	NA	x	x
	3 in. - 6 in. Chimney Adaptor	3PVP-X6	2	\$193	4PVP-X6	2	\$203
	2 in. - 3 in. Fresh Air Increaser - Galvanized	3PVP-INC	0.3	\$100	NA	x	x
FLASHINGS							
	Adjustable Roof Flashing 0/12-6/12	3PVP-F6	2	\$45	4PVP-F6	2	\$51
	Steep Roof Flashing <i>(not shown in catalogue)</i>	NA	x	x	4PVP-F12	3	\$72
	Tall Cone Roof Flashing	3PVP-FF	2	\$60	4PVP-FF	3	\$67
	DSA Roof Flashing 0/12 - 6/12	3PVP-F6DS	0.3	\$121	4PVP-F6DS	1	\$137
	DSA Roof Flashing 7/12 - 12/12	3PVP-F12DS	0.4	\$131	4PVP-F12DS	0.4	\$145
TERMINATION							
	Vertical Cap	3PVP-VC	1	\$132	4PVP-VC	1	\$140
	Horizontal Cap w/ Tapered End	3PVP-HC2	1	\$100	4PVP-HC2	1	\$113
	Square Horizontal Cap	3PVP-HSC	0.2	\$116	4PVP-HSC	0.2	\$127
	3 in. Prairie Termination Cap - SS	3PVP-VCT33	8	\$663	4PVP-VCT34	8	\$663
	3 in. Prairie Termination Cap - Black	3PVP-VCTB33	8	\$750	4PVP-VCTB34	8	\$750
UNIVERSAL COMPONENTS		Part no.		Weight		Suggested Retail	
	Snow Splitter, Universal	SP		1		\$294	

3 Inch Models Include: GF40, GF55, GF55

4 Inch Models Include: GC60, GC60

\*Please refer to manuals for full installation details

\*Please refer to DuraVent Catalogue for full descriptions & installation examples

[Click here to access the DuraVent Catalogue](#)

PelletVent Pro: Designed for stoves and inserts that use wood pellets and oil fuel. Also built to vent biofuel products such as corn, soybeans, and wheat, to name a few.  
.012" stainless steel corrosion resistant inner wall / .018" laser-welded galvalume outer wall. Painted black exterior available.  
Rated for continuous use flue temperatures up to 570° F / 298° C. Laser-welded, double-wall pipe.  
1" clearance to combustibles.



## Outdoor Gas Collection

### 2025 USA Retail Pricing for:

» Plateau® PTO30 Burner	2
» Plateau® PTO60 Burner	3
» Plateau® PTO50 Burner	4
» Plateau® PTO100 Burner	5
» Regency Horizon® HZO42 Outdoor Gas Fireplace	6
» Regency Horizon® HZO60 Outdoor Gas Fireplace	7
» Plateau® Coffee Table	8
» Plateau® Fireplace & Framing Kits	9
» Crystal & Firebead Chart	10
» Grandview Outdoor Fireplaces G600, G800, G1200	11

**Effective: June 2, 2025**

Printed: May 22, 2025 E. & O.E.

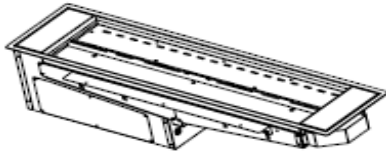
Pricelists change frequently. Please click here or visit [www.regencyignite.com](http://www.regencyignite.com) for the most up to date Pricelists.

We highly recommend using online Pricelists. See your branch for instructions.

© 2025 Fireplace Products U.S. Inc.









**[regencyignite.com](http://regencyignite.com)**


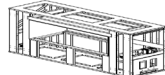


Shown installed in optional See-Through Framing Kit with Stainless Steel Panels

BASIC EQUIPMENT		Part no.	Weight	Suggested Retail
<b>BODY</b>				
	<b>Natural Gas Unit</b>	PTO30-NG11	34	\$1,606
	<b>LP Conversion Kit*</b>	376-969	2	\$81
<ul style="list-style-type: none"> <li>50,000 BTU (NG) &amp; 49,000 BTU (LP), no venting required. For outdoor use only.</li> <li>Standard unit includes: 37" stainless steel linear burner.</li> <li>Electronic ignition with an easy access weather proof on / off switch.</li> <li>Unit runs on a battery pack, saving the customer thousands of dollars on installation by not having to run electrical wiring to the unit.</li> <li>The hardwire kit is ideal for commercial applications, or if the customer wants to run electrical wiring to the unit.</li> <li>* LP Conversion Kit includes LP Regulator, burner orifice, pilot orifice, allen key, label &amp; instruction sheet.</li> </ul>				

<b>SAMPLE PRICING:</b>			
PTO30-NG11 with 2 packages of crystals (10 lbs)			\$1,706
PTO30-NG11 with 2 packages of crystals (10 lbs) & LP Conversion Kit			\$1,787

REQUIRED EQUIPMENT		Part no.	Weight	Suggested Retail
<b>CRYSTALS OR FIREBEADS (FOR BURNER)</b>				
<b>CRYSTALS (FOR BURNER OR FIREBOX FLOOR)</b>		<b>MUST CHOOSE TWO 5LB BAGS OF EITHER CRYSTALS OR FIREBEADS</b>		
<b>5 LB BAG</b>				
  	<b>Black Reflective Crystals</b>	946-775	5	\$50
	<b>Copper Crystals</b>	946-776	5	\$50
	<b>Starfire Crystals</b>	946-777	5	\$50
Must choose a total of 10 lbs of crystals in any combination.				
<b>FIREBEADS (FOR BURNER OR FIREBOX FLOOR)</b>		<b>MUST CHOOSE TWO 5LB BAGS OF EITHER CRYSTALS OR FIREBEADS</b>		
<b>5 LB BAG</b>				
  	<b>Black Firebeads</b>	946-739	5	\$45
	<b>Caramel Luster Firebeads (Light Brown)</b>	946-742	5	\$45
	<b>Glacier Ice Firebeads (Clear White)</b>	946-741	5	\$45
Must choose a total of 10 lbs of firebeads in any combination.				
<b>VENTILATION GRILLS</b>				
	<b>Ventilation Grills - Includes 2 grills</b>	377-946	2	\$106
Required when not using Regency's steel stud framing kit. Ventilation grill kit required for installation. Kit contains 2 grills. The grills must be installed on each short side of the enclosure near the bottom to allow air flow in and moisture out.				

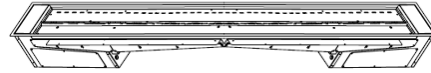
ACCESSORIES		Part no.	Weight	Suggested Retail
<b>DECORATIVE GLASS SURROUND</b>				
	<b>4 Piece Glass Surround</b>	378-932	17	\$359
	Place a decorative glass surround around the perimeter of the plateau burner for enhanced safety.			
<b>STONES (FOR BURNER)</b>				<b>REQUIRES ONE PACKAGE TO FILL</b>
	<b>Slate / Gray Volcanic Basalt Natural Stones</b>	946-710	16	\$130
	<b>Ivory / Tan Volcanic Basalt Natural Stones</b>	946-711	16	\$130
Place volcanic basalt natural stones ontop of 5 lbs of crystals or 5 lbs of firebeads (on the burner). Spread out evenly on burner.				
<b>LOGS (FOR BURNER)</b>				
	<b>Ceramic Log Set</b>	326-930	7	\$399
Place a driftwood ceramic log set ontop of 10 lbs of crystals or 10 lbs of firebeads (on the burner). Placement of logs is detailed in the instruction manual.				
<b>BURNER COVER</b>				
	<b>Stainless Steel Burner Cover</b>	377-944	6	\$177
Protect the burner, when not in use, with this quality made cover. Stones and logs must be removed prior to using this cover.				
<b>HARDWIRE KIT</b>				
	<b>Hard Wire Kit</b>	646-950	9	\$359
Steel enclosure w/ easy access panel, weatherproof box w/ cover, 1 GFI circuit, 1 blanking plate, 1 AC adapter w/ 10ft. cord, screws. Please check with local jurisdiction for specific requirements prior to installation.				
<b>FRAMING KIT</b>				
	<b>Steel Stud See-Through Framing Kit</b>	377-908	53	\$869
	<b>3 pc Brushed Stainless Steel Panels (Top &amp; Sides)</b>	377-907	21	\$444
	All steel stud framing. Non-combustible board must be purchased separately from your local building store. Assembled kit measures 64-1/16" W x 51" H x 19" D Includes 2 ventilation grills for installation. The grills allow air in and moisture out. *2-4 week lead time			

**IMPORTANT NOTE:**

The Plateau Series is a part of the Regency Outdoor Collection. The Outdoor Collection is a non-exclusive product line that will be distributed through numerous distribution channels that include but are not limited to dealers in the following industries; Hearth, Pool & Spa, Patio, Landscape, Hardscape.


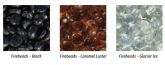



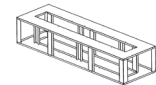
2 x PTO30 connected end to end



BASIC EQUIPMENT		Part no.	Weight	Suggested Retail
<b>BODY</b>				<b>MUST PURCHASE 2 UNITS FOR 60" BURNER</b>
	Natural Gas Unit	PTO30-NG11	34	\$1,606
	LP Conversion Kit*	376-969	2	\$81
• 100,000 BTU (NG) & 98,000 BTU (LP), no venting required. For outdoor use only. • Standard unit includes: Two 37" stainless steel linear burners (66" burner in total). • Electronic ignition with an easy access weather proof on / off switch. • Unit runs on a battery pack, saving the customer thousands of dollars on installation by not having to run electrical wiring to the unit. • The hardwire kit is ideal for commercial applications, or if the customer wants to run electrical wiring to the unit. * LP Conversion Kit includes LP Regulator, burner orifice, pilot orifice, allen key, label & instruction sheet. <b>(MUST PURCHASE 2)</b>				

<b>SAMPLE PRICING:</b>			
PTO60-NG11 with 4 packages of crystals (20 lbs)			\$3,412
PTO60-NG11 with 4 packages of crystals (20 lbs) & LP Conversion Kit			\$3,574

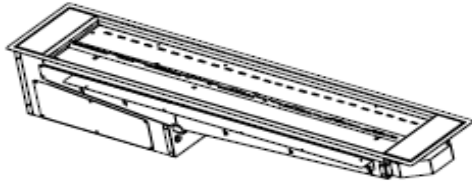
REQUIRED EQUIPMENT		Part no.	Weight	Suggested Retail
<b>CRYSTALS OR FIREBEADS (FOR BURNER)</b>				
<b>CRYSTALS (FOR BURNER OR FIREBOX FLOOR)</b>				<b>MUST CHOOSE FOUR 5 LB BAGS OF EITHER CRYSTALS OR FIREBEADS</b>
 5 LB BAG Black Reflective Crystals Copper Crystals Starfire Crystals		946-775 946-776 946-777	5 5 5	\$50 \$50 \$50
Must choose a total of 20 lbs of crystals in any combination.				
<b>FIREBEADS (for Burner or Firebox Floor)</b>				<b>MUST CHOOSE FOUR 5LB BAGS OF EITHER CRYSTALS OR FIREBEADS</b>
 5 LB BAG Black Firebeads Caramel Luster Firebeads (Light Brown) Glacier Ice Firebeads (Clear White)		946-739 946-742 946-741	5 5 5	\$45 \$45 \$45
Must choose a total of 20 lbs of firebeads in any combination.				
<b>VENTILATION GRILLS</b>				
Ventilation Grills - Includes 2 top & 2 bottom grills		377-948	2	\$91
Required when not using Regency's steel stud framing kit. Ventilation grill kits required for installation. The grills must be installed on each short side of the enclosure near the top and bottom, to allow air flow in and moisture out.				

ACCESSORIES		Part no.	Weight	Suggested Retail
<b>DECORATIVE GLASS SURROUND</b>				
 4 Piece Glass Surround		378-955	29	\$657
Place a decorative glass surround around the perimeter of the plateau burner for enhanced safety.				
<b>STONES (FOR BURNER)</b>				<b>REQUIRES TWO PACKAGES TO FILL</b>
Slate / Gray Volcanic Basalt Natural Stones		946-710	16	\$130
Ivory / Tan Volcanic Basalt Natural Stones		946-711	16	\$130
Place volcanic basalt natural stones on top of 10 lbs of crystals or 10 lbs of firebeads (on the burner). Spread out one package per burner.				
<b>LOGS (FOR BURNER)</b>				<b>REQUIRES TWO PACKAGES TO FILL</b>
Ceramic Log Set		326-930	7	\$399
Place a driftwood ceramic log set on top of 20 lbs of crystals or 20 lbs of firebeads (on the burner). Placement of logs is detailed in the instruction manual.				
<b>BURNER COVER</b>				<b>REQUIRES TWO TO COMPLETE</b>
Stainless Steel Burner Cover		377-944	6	\$177
Protect the burner, when not in use, with this quality made cover. Stones and logs must be removed prior to using this cover.				
<b>INNER STEEL TRIM</b>				
Stainless Steel Finishing Trim		377-957	6	\$384
Perimeter trim around burner to give burner a finished edge.				
<b>HARDWIRE KIT</b>				<b>MUST PURCHASE BOTH PARTS</b>
Hard Wire Kit		646-950	9	\$359
Steel enclosure w/ easy access panel, weatherproof box w/ cover, 1 GFI circuit, 1 blanking plate, 1 AC adapter w/ 10ft. cord, screws. Please check with local jurisdiction for specific requirements prior to installation.				
AC Adapter w/ 10ft. Cord		911-234/P	1	\$31
<b>FRAMING KIT</b>				
 Steel Table Framing Kit*		377-910	44	\$571
All steel stud framing. Non-combustible board must be purchased separately from your local building store. Assembled kit measures 79" W x 24" H x 24" D. Includes 2 top and 2 bottom ventilation grills for installation. The grills allow air in and moisture out.				
*2-4 week lead time				

**IMPORTANT NOTE:**







The Plateau Series is a part of the Regency Outdoor Collection. The Outdoor Collection is a non-exclusive product line that will be distributed through numerous distribution channels that include but are not limited to dealers in the following industries; Hearth, Pool & Spa, Patio, Landscape, Hardscape.


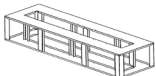




BASIC EQUIPMENT		Part no.	Weight	Suggested Retail
<b>BODY</b>				
	<b>Natural Gas Unit</b>	PTO50-NG11	44	\$1,874
	<b>LP Conversion Kit*</b>	646-969	1	\$81
<ul style="list-style-type: none"> <li>• 64,000 BTU (NG) &amp; 62,000 BTU (LP), no venting required. For outdoor use only.</li> <li>• Standard unit includes: 57 1/2" stainless steel linear burner.</li> <li>• Electronic ignition with an easy access weather proof on / off switch.</li> <li>• Unit runs on a battery pack, saving the customer thousands of dollars on installation by not having to run electrical wiring to the unit.</li> <li>• The hardwire kit is ideal for commercial applications, or if the customer wants to run electrical wiring to the unit.</li> <li>* LP Conversion Kit includes LP Regulator, burner orifice, pilot orifice, allen key, label &amp; instruction sheet.</li> </ul>				

<b>SAMPLE PRICING:</b>	
PTO50-NG11 with 3 packages of crystals (15 lbs)	\$2,024
PTO50-NG11 with 3 packages of crystals (15 lbs) & LP Conversion Kit	\$2,105

REQUIRED EQUIPMENT		Part no.	Weight	Suggested Retail
CRYSTALS OR FIREBEADS (FOR BURNER)				
CRYSTALS (FOR BURNER OR FIREBOX FLOOR)		MUST CHOOSE THREE 5LB BAGS OF EITHER CRYSTALS OR FIREBEADS		
5 LB BAG				
	Black Reflective Crystals	946-775	5	\$50
	Copper Crystals	946-776	5	\$50
	Starfire Crystals	946-777	5	\$50
Must choose a total of 15 lbs of crystals in any combination.				
FIREBEADS (FOR BURNER OR FIREBOX FLOOR)		MUST CHOOSE THREE 5LB BAGS OF EITHER CRYSTALS OR FIREBEADS		
5 LB BAG				
	Black Firebeads	946-739	5	\$45
	Caramel Luster Firebeads (Light Brown)	946-742	5	\$45
	Glacier Ice Firebeads (Clear White)	946-741	5	\$45
Must choose a total of 15 lbs of firebeads in any combination.				
VENTILATION GRILLS				
Ventilation Grills - Includes 2 grills		377-946	2	\$106
Required when not using Regency's steel stud framing kit. The grills must be installed on each short side of the enclosure near the bottom to allow air flow in and moisture out				

ACCESSORIES		Part no.	Weight	Suggested Retail
DECORATIVE GLASS SURROUND				
	<b>4 Piece Glass Surround</b>	647-932	26	\$550
Place a decorative glass surround around the perimeter of the plateau burner for enhanced safety.				
STONES (FOR BURNER)				
REQUIRES TWO PACKAGES TO FILL				
Slate / Gray Volcanic Basalt Natural Stones		946-710	16	\$130
Ivory / Tan Volcanic Basalt Natural Stones		946-711	16	\$130
Place volcanic basalt natural stones ontop of 10 lbs of crystals or 10 lbs of firebeads (on the burner). Spread out evenly on burner.				
LOGS (FOR BURNER)				
REQUIRES TWO PACKAGES TO FILL				
Ceramic Log Set		326-930	7	\$399
Place a driftwood ceramic log set ontop of 15 lbs of crystals or 15 lbs of firebeads (on the burner). Placement of logs is detailed in the instruction manual.				
BURNER COVER				
Stainless Steel Burner Cover		646-934	8	\$187
Protect the burner, when not in use, with this quality made cover. Stones and logs must be removed prior to using this cover.				
INNER STEEL TRIM				
Stainless Steel Finishing Trim		646-936	3	\$288
Perimeter trim around burner to give burner a finished edge.				
HARDWIRE KIT				
Hard Wire Kit		646-950	9	\$359
Steel enclosure w/ easy access panel, weatherproof box w/ cover, 1 GFI circuit, 1 blanking plate, 1 AC adapter w/ 10ft. cord, screws. Please check with local jurisdiction for specific requirements prior to installation.				
FRAMING KIT				
	Steel Table Framing Kit*	646-900	40	\$525
All steel stud framing. Non-combustible board must be purchased separately from your local building store. Assembled kit measures 69" W x 24" H x 24" D Includes 2 ventilation grills for installation. The grills allow air in and moisture out *2-4 week lead time				

**IMPORTANT NOTE:**

The Plateau Series is a part of the Regency Outdoor Collection. The Outdoor Collection is a non-exclusive product line that will be distributed through numerous distribution channels that include but are not limited to dealers in the following industries; Hearth, Pool & Spa, Patio, Landscape, Hardscape.











2 x PTO50 connected end to end



BASIC EQUIPMENT		Part no.	Weight	Suggested Retail
<b>BODY</b>				<b>MUST PURCHASE 2 FOR 100" BURNER</b>
	<b>Natural Gas Unit</b>	PTO50-NG11	44	\$1,874
	<b>LP Conversion Kit*</b>	646-969	1	\$81
<ul style="list-style-type: none"> <li>• 128,000 BTU (NG) &amp; 124,000 BTU (LP), no venting required. For outdoor use only.</li> <li>• Standard unit includes: Two 57 1/2" stainless steel linear burners (106" burner in total).</li> <li>• Electronic ignition with an easy access weather proof on / off switch.</li> <li>• Unit runs on a battery pack, saving the customer thousands of dollars on installation by not having to run electrical wiring to the unit.</li> <li>• The hardwire kit is ideal for commercial applications, or if the customer wants to run electrical wiring to the unit.</li> <li>* LP Conversion Kit includes LP Regulator, burner orifice, pilot orifice, allen key, label &amp; instruction sheet. <b>(MUST PURCHASE 2)</b></li> </ul>				

<b>SAMPLE PRICING:</b>			
PTO100-NG11 with 6 packages of crystals (30 lbs)			\$4,048
PTO100-NG11 with 6 packages of crystals (30 lbs) & LP Conversion Kit			\$4,210

REQUIRED EQUIPMENT		Part no.	Weight	Suggested Retail
<b>CRYSTALS OR FIREBEADS (FOR BURNER)</b>				
<b>CRYSTALS (FOR BURNER OR FIREBOX FLOOR)</b>				<b>MUST CHOOSE SIX 5LB BAGS OF EITHER CRYSTALS OR FIREBEADS</b>
<b>5 LB BAG</b>				
  	<b>Black Reflective Crystals</b>	946-775	5	\$50
	<b>Copper Crystals</b>	946-776	5	\$50
	<b>Starfire Crystals</b>	946-777	5	\$50
Must choose a total of 30 lbs of crystals in any combination.				
<b>FIREBEADS (FOR BURNER OR FIREBOX FLOOR)</b>				<b>MUST CHOOSE SIX 5LB BAGS OF EITHER CRYSTALS OR FIREBEADS</b>
<b>5 LB BAG</b>				
  	<b>Black Firebeads</b>	946-739	5	\$45
	<b>Caramel Luster Firebeads (Light Brown)</b>	946-742	5	\$45
	<b>Glacier Ice Firebeads (Clear White)</b>	946-741	5	\$45
Must choose a total of 30 lbs of firebeads in any combination.				
<b>VENTILATION GRILLS</b>				
	<b>Ventilation Grills - Includes 2 top &amp; 2 bottom grills</b>	377-948	2	\$91
Required when not using Regency's steel stud framing kit. The grills must be installed on each short side of the enclosure near the top and bottom, to allow air flow in and moisture out				



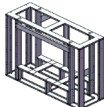
ACCESSORIES		Part no.	Weight	Suggested Retail
<b>DECORATIVE GLASS SURROUND</b>				
	<b>6 Piece Glass Surround</b>	647-942	44	\$818
Place a decorative glass surround around the perimeter of the plateau burner for enhanced safety.				
<b>STONES (FOR BURNER)</b>				<b>REQUIRES FOUR PACKAGES TO FILL</b>
	<b>Slate / Gray Volcanic Basalt Natural Stones</b>	946-710	16	\$130
	<b>Ivory / Tan Volcanic Basalt Natural Stones</b>	946-711	16	\$130
Place volcanic basalt natural stones on top of 20 lbs of crystals or 20 lbs of firebeads (on the burner). Spread out two packages per burner.				
<b>LOGS (FOR BURNER)</b>				<b>REQUIRES FOUR PACKAGES TO FILL</b>
	<b>Ceramic Log Set</b>	326-930	7	\$399
Place a driftwood ceramic log set on top of 30 lbs of crystals or 30 lbs of firebeads (on the burner). Placement of logs is detailed in the instruction manual.				
<b>BURNER COVER</b>				<b>REQUIRES TWO TO COMPLETE</b>
	<b>Stainless Steel Burner Cover</b>	646-934	8	\$187
Protect the burner, when not in use, with this quality made cover. Stones and logs must be removed prior to using this cover.				
<b>HARDWIRE KIT</b>				<b>MUST PURCHASE BOTH PARTS</b>
	<b>Hard Wire Kit</b>	646-950	9	\$359
Steel enclosure w/ easy access panel, weatherproof box w/ cover, 1 GFI circuit, 1 blanking plate, 1 AC adapter w/ 10ft. cord, screws. Please check with local jurisdiction for specific requirements prior to installation.				
	<b>AC Adapter w/ 10ft. Cord</b>	911-234/P	1	\$31
<b>FRAMING KIT</b>				<b>REQUIRES TWO KITS</b>
	<b>Steel Table Framing Kit*</b>	646-900	40	\$525
All steel stud framing. Non-combustible board must be purchased separately from your local building store. Will require some slight modification to connect 2 kits together. Details are in the instruction manual. Assembled kit measures 119" W x 24" H x 24" D Includes 2 top and 2 bottom ventilation grills installation. The grills allow air in and moisture out *2-4 week lead time				

**IMPORTANT NOTE:**

The Plateau Series is a part of the Regency Outdoor Collection. The Outdoor Collection is a non-exclusive product line that will be distributed through numerous distribution channels that include but are not limited to dealers in the following industries; Hearth, Pool & Spa, Patio, Landscape, Hardscape.



BASIC EQUIPMENT	Part no.	Weight	Suggested Retail
<b>BODY</b>			
Natural Gas Unit	HZO42-NG11	138	\$3,995
Propane Unit	HZO42-LP11	130	\$3,995
<ul style="list-style-type: none"> <li>• 44,500 BTU (NG) &amp; 43,500 BTU (LP), no venting required. For outdoor use only.</li> <li>• Faceplate Included. Dimensions: Width 39-1/2" &amp; Height 17"</li> <li>• Comes standard with copper crystals, seasonal weather cover, upper &amp; lower chase vent grills.</li> <li>• Electronic ignition with an easy access weather proof on / off switch.</li> <li>• Unit runs on a battery pack, saving the customer thousands of dollars on installation by not having to run electrical wiring to the unit.</li> <li>• The hardwire kit is ideal for commercial applications, or if the customer wants to run electrical wiring to the unit.</li> <li>• Ventilation grills included</li> </ul>			

ACCESSORIES		Part no.	Weight	Suggested Retail
CRYSTALS OR FIREBEADS (FOR BURNER OR FIREBOX FLOOR)				
	CRYSTALS (FOR BURNER OR FIREBOX FLOOR)			
	1 LB BAG			
	Black Reflective Crystals	946-675	1	\$15
	Copper Reflective Crystals (if additional are needed)	946-676	1	\$15
	Starfire Reflective Crystals	946-677	1	\$15
Replace the Copper Crystals on the burner with either Black or Starfire; or ADD additional Crystals to the firebox floor. If replacing the standard Copper Crystals , 3 lbs of Crystals is required. If ADDING Crystals to the firebox floor, 3 lbs of Crystals is required.				
	FIREBEADS (FOR BURNER OR FIREBOX FLOOR)			
	1 LB BAG			
	Black Firebeads	946-735	1	\$15
	Caramel Luster Firebeads (Light Brown)	946-738	1	\$15
	Glacier Ice Firebeads (Clear White)	946-737	1	\$15
Replace the Copper Crystals on the burner with Firebeads; or ADD Firebeads to the firebox floor. If replacing the standard Copper Crystals , 3 lbs of Firebeads is required. If ADDING Firebeads to the firebox floor, 3 lbs of Firebeads is required.				
STONES (FOR BURNER)				
Slate / Gray Volcanic Basalt Natural Stones		946-710	16	\$130
Ivory / Tan Volcanic Basalt Natural Stones		946-711	16	\$130
Place volcanic basalt natural stones ontop of 3 lbs of crystals or 3 lbs of firebeads (on the burner). Spread out evenly on burner.				
RIVER PEBBLES (FORE FIREBOX FLOOR)				
Natural River Pebbles		946-672	6	\$50
Add optional River Pebbles to the base of your firebox to accent the Fire. Spread out evenly on firebox floor.				
LOGS (FOR BURNER)				
Ceramic Log Set		326-930	7	\$399
Place a driftwood ceramic log set ontop of 3 lbs of crystals or 3 lbs of firebeads (on the burner). Placement of logs is detailed in the instruction manual.				
HARDWIRE KIT				
Hard Wire Kit		646-950	9	\$359
Steel enclosure w/ easy access panel, weatherproof box w/ cover, 1 GFI circuit, 1 blanking plate, 1 AC adapter w/ 10ft. cord, screws. Please check with local jurisdiction for specific requirements prior to installation.				
FRAMING KIT				
	Steel Framing Kit	326-900	47	\$561
	All steel stud framing. Non-combustible board must be purchased separately from your local building store. Assembled kit measures 60" wide, 20" deep, 52.5" tall.			

**IMPORTANT NOTE:**

The Plateau Series is a part of the Regency Outdoor Collection. The Outdoor Collection is a non-exclusive product line that will be distributed through numerous distribution channels that include but are not limited to dealers in the following industries; Hearth, Pool & Spa, Patio, Landscape, Hardscape.

All prices are in U.S. dollars.

Prices subject to change without notice.

There is a 20% restocking charge.

© 2025 Fireplace Products U.S. Inc.

Outdoor Collection - 6



Effective: June 2, 2025

Printed: May 22, 2025 E. &amp; O.E.



BASIC EQUIPMENT		Part no.	Weight	Suggested Retail
<b>BODY</b>				
	<b>Natural Gas Unit</b>	HZO60-NG11	247	\$4,277
	<b>LP Conversion Kit*</b>	646-969	1	\$81
<ul style="list-style-type: none"> <li>• 64,000 BTU (NG) &amp; 62,000 BTU (LP), no venting required. For outdoor use only.</li> <li>• Standard unit includes: 57 1/2" stainless steel linear burner, removeable back for see-through installations, 2 piece windshield (for each side), 3 piece steel panels (back, 2 sides), upper &amp; lower chase vent grills.</li> <li>• Electronic ignition with 5 sec FFRT and an easy access weather proof on / off switch.</li> <li>• Unit runs on a battery pack, saving the customer thousands of dollars on installation by not having to run electrical wiring to the unit.</li> <li>• The hardware kit is ideal for commercial applications, or if the customer wants to run electrical wiring to the unit.</li> <li>• Ventilation grills included</li> </ul> <p>* LP Conversion Kit includes LP Regulator, burner orifice, pilot orifice, allen key, label &amp; instruction sheet.</p>				

<b>SAMPLE PRICING:</b>		
HZO60-NG11 with 3 packages of crystals (15 lbs)		\$4,427
HZO60-NG11 with 3 packages of crystals (15 lbs) & LP Conversion Kit		\$4,508

REQUIRED EQUIPMENT		Part no.	Weight	Suggested Retail
<b>CRYSTALS OR FIREBEADS (FOR BURNER)</b>				
<b>CRYSTALS (FOR BURNER OR FIREBOX FLOOR)</b>		<b>MUST CHOOSE THREE 5LB BAGS OF EITHER CRYSTALS OR FIREBEADS</b>		
<b>5 LB BAG</b>				
	<b>Black Reflective Crystals</b>	946-775	5	\$50
	<b>Copper Crystals</b>	946-776	5	\$50
	<b>Starfire Crystals</b>	946-777	5	\$50
	Must choose a total of 15 lbs of crystals in any combination.			
<b>FIREBEADS (FOR BURNER OR FIREBOX FLOOR)</b>		<b>MUST CHOOSE THREE 5LB BAGS OF EITHER CRYSTALS OR FIREBEADS</b>		
<b>5 LB BAG</b>				
	<b>Black Firebeads</b>	946-739	5	\$45
	<b>Caramel Luster Firebeads (Light Brown)</b>	946-742	5	\$45
	<b>Glacier Ice Firebeads (Clear White)</b>	946-741	5	\$45
	Must choose a total of 15 lbs of firebeads in any combination.			

ACCESSORIES		Part no.	Weight	Suggested Retail
<b>FACEPLATE</b>				
	<b>Stainless Steel Faceplate</b>	646-910	11	\$328
Give the fireplace a picture frame finish. Remember to purchase 2 if completing a see-through installation. Dimensions: 64-3/16" W x 21-3/4" H				
<b>STONES (FOR BURNER)</b>				<b>REQUIRES TWO PACKAGES TO FILL</b>
	<b>Slate / Gray Volcanic Basalt Natural Stones</b>	946-710	16	\$130
	<b>Ivory / Tan Volcanic Basalt Natural Stones</b>	946-711	16	\$130
Place volcanic basalt natural stones ontop of 10 lbs of crystals or 10 lbs of firebeads (on the burner). Spread out evenly on burner.				
<b>LOGS (FOR BURNER)</b>				<b>REQUIRES TWO PACKAGES TO FILL</b>
	<b>Ceramic Log Set</b>	326-930	7	\$399
Place a driftwood ceramic log set ontop of 15 lbs of crystals or 15 lbs of firebeads (on the burner). Placement of logs is detailed in the instruction manual.				
<b>BURNER COVER</b>				
	<b>Stainless Steel Burner Cover</b>	646-934	8	\$187
Protect the burner, when not in use, with this quality made cover. Stones and logs must be removed prior to using this cover.				
<b>INNER STEEL TRIM</b>				
	<b>Stainless Steel Finishing Trim</b>	646-936	3	\$288
Perimeter trim around burner to give burner a finished edge.				
<b>HARDWIRE KIT</b>				
	<b>Hard Wire Kit</b>	646-950	9	\$359
Steel enclosure w/ easy access panel, weatherproof box w/ cover, 1 GFI circuit, 1 blanking plate, 1 AC adapter w/ 10ft. cord, screws. Please check with local jurisdiction for specific requirements prior to installation.				

**IMPORTANT NOTE:**

The Plateau Series is a part of the Regency Outdoor Collection. The Outdoor Collection is a non-exclusive product line that will be distributed through numerous distribution channels that include but are not limited to dealers in the following industries; Hearth, Pool & Spa, Patio, Landscape, Hardscape.



Shown with Optional Ceramic Garden Stones

BASIC EQUIPMENT	Part no.	Weight	Suggested Retail
<b>BODY</b>			
Propane Gas Unit *WQL	PTO30CFT-LP11	106	\$1,843
NG Conversion Kit*	378-968	1	\$121
<ul style="list-style-type: none"> <li>• 49,000 BTU (NG) &amp; 48,000 BTU (LP), no venting required. For outdoor use only.</li> <li>• Standard unit includes: 30" stainless steel linear burner with Sunset bronze powder coated outside walls (20" high).</li> <li>• Match Light ignition with variable turndown.</li> <li>• Approved for use with a 11 lbs propane tank (stored inside table frame).</li> <li>* NG conv. kit includes burner orifice, 18" Flex line, NG regulator, appropriate labels and instruction sheet.</li> </ul>			

<b>SAMPLE PRICING:</b>			
PTO30CFT-LP11 with Sunset Bronze Table Top, 2 packages of crystals (10 lbs)			\$2,266
PTO30CFT-LP11 with Sunset Bronze Table Top, 2 packages of crystals (10 lbs) & NG Conversion Kit			\$2,387

REQUIRED EQUIPMENT	Part no.	Weight	Suggested Retail
<b>TABLE TOP</b>			<b>MUST CHOOSE ONE</b>
Sunset Bronze Table Top & Dining Leaf Cover	377-926	36	\$323
Stainless Steel Table Top & Dining Leaf Cover	377-927	35	\$465
Table Top Dimensions: 48" L x 24" W. Comes with dining leaf burner cover in corresponding table top colors.			
<b>CRYSTALS OR FIREBEADS (FOR BURNER)</b>			<b>MUST CHOOSE TWO 5LB BAGS OF EITHER CRYSTALS OR FIREBEADS</b>
<b>CRYSTALS (FOR BURNER OR FIREBOX FLOOR)</b>			<b>5 LB BAG</b>
Black Reflective Crystals	946-775	5	\$50
Copper Crystals	946-776	5	\$50
Starfire Crystals	946-777	5	\$50
Must choose a total of 10 lbs of crystals in any combination.			
<b>FIREBEADS (FOR BURNER OR FIREBOX FLOOR)</b>			<b>MUST CHOOSE TWO 5LB BAGS OF EITHER CRYSTALS OR FIREBEADS</b>
<b>5 LB BAG</b>			
Black Firebeads	946-739	5	\$45
Caramel Luster Firebeads (Light Brown)	946-742	5	\$45
Glacier Ice Firebeads (Clear White)	946-741	5	\$45
Must choose a total of 10 lbs of firebeads in any combination.			

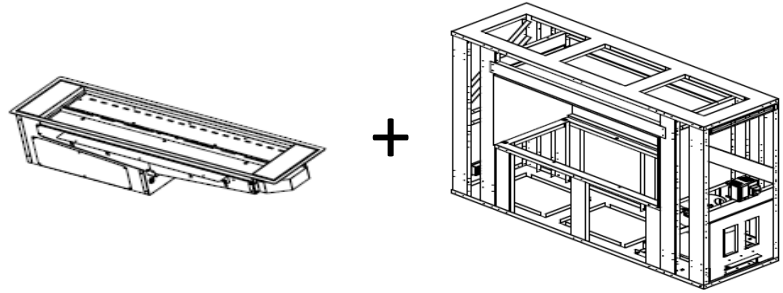
ACCESSORIES	Part no.	Weight	Suggested Retail
<b>DECORATIVE GLASS SURROUND</b>			
Wind Shield Glass Surround	378-932	17	\$359
Place a decorative glass surround around the perimeter of the plateau burner for enhanced safety.			
<b>STONES (FOR BURNER)</b>			<b>REQUIRES ONE PACKAGE TO FILL</b>
Slate / Gray Volcanic Basalt Natural Stones	946-710	16	\$130
Ivory / Tan Volcanic Basalt Natural Stones	946-711	16	\$130
Place volcanic basalt natural stones ontop of 5 lbs of crystals or 5 lbs of firebeads (on the burner). Spread out evenly on burner.			
<b>LOGS (FOR BURNER)</b>			
Ceramic Log Set	326-930	7	\$399
Place a driftwood ceramic log set ontop of 10 lbs of crystals or 10 lbs of firebeads (on the burner). Placement of logs is detailed in the instruction manual.			
<b>CASTERS (WHEELS)</b>			
Casters	376-936	3	\$167
Replace the 1" levelling legs with optional rolling casters. Includes two locking wheels & two regular wheels.			
<b>SEASONAL WEATHER COVER</b>			
Seasonal Weather Cover	377-938	6	\$91
Place a seasonal weather cover over the Plateau coffee table when not in use / during the winter season. The soft fabric cover is made of weather resistant material - to protect the unit from the elements.			

**IMPORTANT NOTE:**

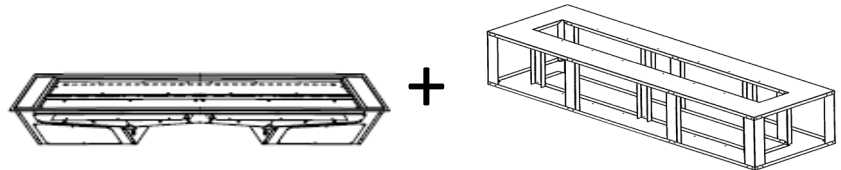
The Plateau Series is a part of the Regency Outdoor Collection. The Outdoor Collection is a non-exclusive product line that will be distributed through numerous distribution channels that include but are not limited to dealers in the following industries; Hearth, Pool & Spa, Patio, Landscape, Hardscape.



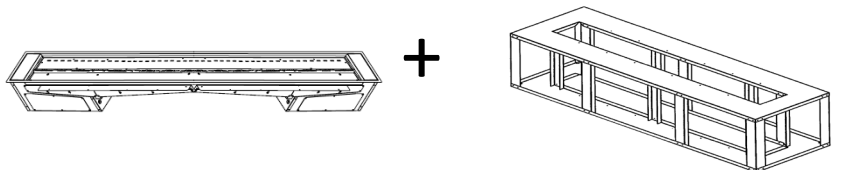
\*Please note, all framing kits on this page are 2-4 week lead time. All finishing materials are NOT included.



GET THIS LOOK !		Part no.	Weight	Suggested Retail
	Natural Gas Unit	PTO30-NG11	34	\$1,606
	Steel Stud See-Through Framing Kit	377-908	53	\$869
	3 p c Brushed Stainless Steel Panels (Top & Sides)	377-907	21	\$444



GET THIS LOOK!		Part no.	Weight	Suggested Retail
	Natural Gas Unit	PTO30-NG11	34	\$1,606
	Steel Stud Framing Kit*	377-910	44	\$571



GET THIS LOOK!		Part no.	Weight	Suggested Retail
	Natural Gas Unit	PTO50-NG11	44	\$1,874
	Steel Stud Framing Kit*	646-900	40	\$525

**IMPORTANT NOTE:**

The Plateau Series is a part of the Regency Outdoor Collection. The Outdoor Collection is a non-exclusive product line that will be distributed through numerous distribution channels that include but are not limited to dealers in the following industries; Hearth, Pool & Spa, Patio, Landscape, Hardscape.

All prices are in U.S. dollars.  
Prices subject to change without notice.  
There is a 20% restocking charge.

© 2025 Fireplace Products U.S. Inc.

Outdoor Collection - 9  
Effective: June 2, 2025  
Printed: May 22, 2025 E. & O.E.

MEDIA INSTALLATION ON BURNER

SEE UNIT MANUAL FOR DETAILED INSTALLATION INSTRUCTIONS

Spread the media evenly over the burner. Ensure the media does not overlap excessively as this will affect the flame pattern.

IMPORTANT NOTE:

Only the supplied approved media are to be used with these products. Use of any other type of media can alter the unit's performance. Any damage caused by the use of any unapproved media will not be covered under the warranty. When using Volcanic Stones DO NOT cover the burner pilot light that leads to the pilot flame.

BURNER PACKAGES			
UNIT	GLASS CRYSTALS	FIREBEADS	VOLCANIC STONES
PTO30	10 LBS	10 LBS	5 LBS Crystals or Firebeads + 1 package Volcanic Stones
PTO60	20 LBS	20 LBS	10 LBS Crystals or Firebeads + 2 packages Volcanic Stones
PTO50	15 LBS	15 LBS	10 LBS Crystals or Firebeads + 2 packages Volcanic Stones
PTO80	25 LBS	25 LBS	15 LBS Crystals or Firebeads + 3 packages Volcanic Stones
PTO100	30 LBS	30 LBS	20 LBS Crystals or Firebeads + 4 packages Volcanic Stones
HZO42	3 LBS*	3 LBS	3 LBS of Copper Crystals (included) + 1 package Volcanic Stones
HZO60	15 LBS	15 LBS	10 LBS Crystals or Firebeads + 2 packages Volcanic Stones
Coffee Table	10 LBS	10 LBS	5 LBS Crystals or Firebeads + 1 package Volcanic Stones

RIVER PEBBLE INSTALLATION AROUND THE BURNER (FIREBOX FLOOR)

BURNER PACKAGES			
UNIT	GLASS CRYSTALS	FIREBEADS	RIVER PEBBLES
HZO42	3 LBS**	3 LBS	3 LBS Crystals or Firebeads + 1 package River Pebbles

CERAMIC LOG SET INSTALLATION ON THE BURNER

BURNER PACKAGES			
UNIT	GLASS CRYSTALS	FIREBEADS	CERAMIC LOG SET
PTO30	10 LBS	10 LBS	10 LBS Crystals or Firebeads + 1 Ceramic Log Set package
PTO60	20 LBS	20 LBS	20 LBS Crystals or Firebeads + 2 Ceramic Log Set packages
PTO50	15 LBS	15 LBS	15 LBS Crystals or Firebeads + 2 Ceramic Log Set packages
PTO80	25 LBS	25 LBS	25 LBS Crystals or Firebeads + 3 Ceramic Log Set packages
PTO100	30 LBS	30 LBS	30 LBS Crystals or Firebeads + 4 Ceramic Log Set packages
HZO42	3 LBS*	3 LBS	3 LBS of Copper Crystals (included) + 1 Ceramic Log Set package
HZO60	15 LBS	15 LBS	15 LBS Crystals or Firebeads + 2 Ceramic Log Set packages
Coffee Table	10 LBS	10 LBS	10 LBS Crystals or Firebeads + 1 Ceramic Log Set package









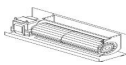
\*Copper Crystals supplied with the unit. 3 LBS required if customer changes to black or starfire, or firebeads instead

\*\*In addition to burner crystals or firebeads. Spread evenly over the firebox floor

Glass Crystals and Firebeads are available in 1 lb and 5 lb bags











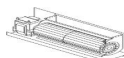
**Regency Grandview G600 Gas Fireplaces**

2025 Suggested Retail Price - USA

BODY		Part No.	Weight	Sugg. Retail
	Grandview G600C Standing Pilot with direct spark ignition	G600C-NG	175	\$2,642
	LP Conversion Kit* (G600C)	776-977	1	\$76
	Grandview G600EC Proflame II Electronic Ignition	G600EC-NG	177	\$3,361
	LP Conversion Kit* (G600EC)	776-969	1	\$96
	• G600C : 21,000 turn down to 11,000 (NG) 20,500 turn down to 16,500 (LP) P4. Efficiency 64.79%; LP efficiency 66.76% • G600EC: 21,000 turn down to 11,000 (NG) 20,500 turn down to 16,500 (LP) P4. Efficiency 64.8%; LP efficiency 67.22% • Standard unit includes: body, ceramic glass, safety screen, 4" x 6-5/8" rear vent (can be converted to top vent) Proflame II control system & top down & ember lights - on G600EC only * LP Conversion Kit includes burner orifice, stepper motor, 5/32 Allen Key and pilot orifice			
Check <a href="http://www.regencyignite.com">www.regencyignite.com</a> for the latest instruction manual				
SAMPLE PRICING:				
G600C (Standing Pilot) - NG Unit with log package and painted inner black panels				\$3,435
G600EC (Electronic Ignition) - NG Unit with log package and painted inner black panels				\$4,154
REQUIRED EQUIPMENT		Part No.	Weight	Sugg. Retail
BURNER OPTIONS				
MUST CHOOSE BETWEEN 1 MEDIA PACKAGE				
LOG SET & TRAY				
CHOOSE LOG GRATE AND 1 LOG SET				
	Log Grate and ember package	776-938	9	\$174
	LOG SETS			
	Ceramic Oak Log Set	776-930	12	\$409
	Ceramic Birch Log Set	776-932	12	\$409
CRYSTAL MEDIA PACKAGE				
CHOOSE MEDIA TRAY AND CRYSTALS OR DRIFTWOOD LOGS				
	Crystal Media Tray	776-937	5	\$226
	GLASS MEDIA - 5 LBS REQUIRED FOR THE MEDIA TRAY			
	MUST CHOOSE 2 PACKAGES OF CRUSHED GLASS			
	Crushed Glass - Coal Black 3/4in. 3.5lbs	946-780	4	\$40
	Crushed Glass Iceberg - 3/4in. 3.5lbs	946-781	4	\$40
	Crushed Glass - Ginger 3/4in. 3.5lbs	946-779	4	\$40
	DRIFTWOOD LOGS			
Driftwood log package incl. embers & stones for the media tray	776-931	5	\$444	
No crushed glass required				
INNER PANELS				
MUST CHOOSE 1 INNER PANEL SET				
	Painted Black Steel Panels	776-907	14	\$210
	Brick Standard Design - Volcanic Black	776-905	17	\$409
	Brick Standard Design - Brown	776-901	17	\$409
	Brick Herringbone Design - Brown	776-903	17	\$480
	Brick Castlestone Design - Grey	776-904	17	\$480
	Black Enamel Inner Reflective Panels	776-908	18	\$589
All panel sets come with 2 sides, back and bottom piece				
ACCESSORIES		Part No.	Weight	Sugg. Retail
FINISHING TRIMS				
	3-Sided Finishing Trim - 1/2 in. The finishing trim can be installed to cover the edge of any unfinished facing material such as tile, drywall or stone	776-928	3	\$84
	3-Sided - Clean Front Finishing Trim - Creates a barrier edge for finishing material installed right up to the fireplace opening	776-929	3	\$84
	See manual for complete details			
VOLCANIC STONES				
	Slate Black & Gray Basalt Volcanic Stones	946-710	16	\$130
	Ivory & Tan Basalt Volcanic Stones	946-711	16	\$130
	When using the crystal media tray max. of 13 stones. Requires 7lbs of crushed glass			
FACEPLATES				
	Black	776-924	15	\$441
	Brushed Nickel	776-922	15	\$982
	Antique Copper	776-926	14	\$982
	1 piece 4-sided frame with adjustable hooks Size: 33-3/4" x 30-7/8"			
COOL WALL CHASE VENT				
Regency's patented Cool Wall system releases warmth at ceiling level. This system reduces excessive radiant heat in front of the fireplace so you can enjoy your fireplace more often.				
• Design your own chase vent solution to suit your home or use optional chase vent grill • Release warmth into the room discreetly				
	White Chase vent - 29" x 2" opening size	776-941	6	\$357
	The chase can be vented using Regency's chase vent or design your own chase vent solution to suit your home following the min. 58 sq.in. opening requirement. For full detailed instructions refer to the instruction manual.			
COOL WALL CHASE VENT				
	White Chase vent - 29" x 2" opening size	776-941	6	\$357
Chase vent for cool wall applications - Refer to manual for chase vent opening requirements				
BLOWER				
	FAN FOR G600C			
	Variable Speed Blower	761-979	5	\$415
	Fan Wall Control Dial Kit - to control fan operation from the wall (G600C)	761-974	1	\$79
	FAN FOR G600EC			
	Variable Speed Blower	761-917	4	\$268
OUTDOOR INSTALLATION KIT				
Required when installing outdoors with a blower or power to the unit				
	NEW! Outdoor Conversion Kit - Includes a weatherproof receptacle box	946-856	2	\$175
*Not required when using batteries in the Proflame II battery holder and installed without a blower				
ON/OFF REMOTE				
	ON/OFF REMOTE (Standing Pilot Model Only)			
	Proflame Remote control - ON/OFF & Thermostat function	946-704	2	\$188
More Accessories & Venting at the end of this Section				

All prices are in U.S. dollars.  
 Prices subject to change without notice.  
 There is a 20% restocking charge.



				<b>G800</b>	
				<b>Medium DV Gas Fireplace</b>	
<b>Regency Grandview G800 Gas Fireplaces</b>				2025 Suggested Retail Price - USA	
<b>BODY</b>					
	Grandview G800C Standing Pilot with direct spark ignition	G800C-NG	188		\$2,862
	LP Conversion Kit* (G800C)	761-977	1		\$84
	Grandview G800EC Proflame II Electronic Ignition	G800EC-NG	211		\$3,687
	LP Conversion Kit* (G800EC)	761-969	1		\$96
	• <b>G800C</b> : 27,000 turn down to 15,000 (NG) 26,500 turn down to 14,500 (LP) NG efficiency 51.86%; LP efficiency 53.64% • <b>G800EC</b> : 27,000 turn down to 15,000 (NG) 25,500 turn down to 21,000 (LP) NG • Standard unit includes: body, ceramic glass, safety screen, 4" x 6-5/8" rear vent (can be converted to top vent) Proflame II control system & top down & ember lights - <i>on G800EC only</i>				
	Grandview G800EH High Heat Proflame II Electronic Ignition	G800EH-NG	214		\$3,687
	LP Conversion Kit* (G800EH)	761-989	1		\$146
	• <b>G800EH</b> : 36,000 turn down to 19,500 (NG) 34,000 turn down to 27,000 (LP) NG efficiency 58.73%; LP efficiency 57.94% • Standard unit includes: body, ceramic glass, safety screen, 4" x 6-5/8" Top Vent Proflame II control system & top down & ember lights				
	Check <a href="http://www.regencyignite.com">www.regencyignite.com</a> for the latest instruction manual				
	<b>SAMPLE PRICING:</b>				
G800C-1 (Standing Pilot) - NG Unit with log package and painted inner black panels					\$3,828
G800EC /G800EH (Electronic Ignition) - NG Unit with log package and painted inner black panels					\$4,653
<b>REQUIRED EQUIPMENT</b>		<b>Part No.</b>	<b>Weight</b>	<b>Sugg. Retail</b>	
<b>BURNER OPTIONS</b>		<b>MUST CHOOSE BETWEEN 1 MEDIA PACKAGE</b>			
<b>LOG SET &amp; TRAY</b>		<b>CHOOSE LOG GRATE AND 1 LOG SET</b>			
	Log Grate and ember package	761-938	11		\$158
	<b>LOG SETS</b>				
	Ceramic Oak Log Set	761-930	18		\$550
	Ceramic Birch Log Set	761-932	9		\$550
<b>CRYSTAL MEDIA PACKAGE</b>		<b>CHOOSE MEDIA TRAY AND CRYSTALS OR DRIFTWOOD LOGS</b>			
	Crystal Media Tray	761-937	6		\$289
	<b>GLASS MEDIA - 7 LBS REQUIRED FOR THE BURNER</b>				
	<b>MUST CHOOSE 2 PACKAGES OF CRUSHED GLASS</b>				
	Crushed Glass - Coal Black 3/4in. 3.5lbs	946-780	4		\$40
	Crushed Glass Iceberg - 3/4in. 3.5lbs	946-781	4		\$40
	Crushed Glass - Ginger 3/4in. 3.5lbs	946-779	4		\$40
	<b>DRIFTWOOD LOGS</b>				
	Driftwood log package incl. embers & stones for the media tray	761-931	6		\$540
No crushed glass required					
<b>INNER PANELS</b>		<b>MUST CHOOSE 1 INNER PANEL SET</b>			
	Painted Black Steel Panels	761-907	18		\$258
	Brick Standard Design - Volcanic Black	761-905	21		\$626
	Brick Standard Design - Brown	761-901	20		\$626
	Brick Herringbone Design - Brown	761-903	19		\$722
	Brick Herringbone Design - Black <b>NEW</b>	762-903	19		\$722
	Brick Castlestone Design - Grey	761-904	19		\$722
	Black Enamel Inner Reflective Panels	761-908	24		\$657
	All panel sets come with 2 sides, back and bottom piece				
<b>ACCESSORIES</b>		<b>Part No.</b>	<b>Weight</b>	<b>Sugg. Retail</b>	
<b>FINISHING TRIMS</b>		<b>OPTIONAL</b>			
	3-Sided Finishing Trim - 1/2 in. The finishing trim can be installed to cover the edge of any unfinished facing material such as tile, drywall or stone	761-928	3		\$95
	3-Sided - Clean Front Finishing Trim - Creates a barrier edge for finishing material installed right up to the fireplace opening	761-929	4		\$95
	See manual for complete details				
<b>VOLCANIC STONES</b>		<b>OPTIONAL</b>			
	Slate Black & Gray Basalt Volcanic Stones	946-710	16		\$130
	Ivory & Tan Basalt Volcanic Stones	946-711	16		\$130
	When using the crystal media tray max. of 13 stones. Requires 7lbs of crushed glass				
<b>FACEPLATES</b>		<b>OPTIONAL</b>			
	Black	761-924	17		\$478
	Brushed Nickel	761-922	20		\$1,050
	Antique Copper	761-926	17		\$1,050
	1 piece 4-sided frame with adjustable hooks - Size: 37-3/4" x 34-3/4"				
<b>COOL WALL CHASE VENT</b>					
Regency's patented Cool Wall system releases warmth at ceiling level. This system reduces excessive radiant heat in front of the fireplace so you can enjoy your fireplace more often.					
• Design your own chase vent solution to suit your home or use optional chase vent grill					
• Release warmth into the room discreetly					
	White Chase vent - 33" x 2" opening size (G800C/EC)	761-941	5		\$268
	White Chase vent - 33" x 3.25" opening size (G800EH)	761-991	6		\$257
	The chase can be vented using Regency's chase vent or design your own chase vent solution to suit your home following the min. opening requirement. For full detailed instructions refer to the instruction manual.				
<b>BLOWER</b>					
	<b>FAN FOR G800C</b>				
	Variable Speed Blower	761-979	5		\$415
	Fan Wall Control Dial Kit - to control fan operation from the wall (G800C)	761-974	1		\$79
	<b>FAN FOR G800EC/G800EH</b>				
	Variable Speed Blower	761-917	4		\$268
<b>OUTDOOR INSTALLATION KIT</b>		<b>Required when installing outdoors with a blower or power to the unit</b>			
<b>NEW! Outdoor Conversion Kit - Includes a weatherproof receptacle box</b>		946-856	2		\$175
*Not required when using batteries in the Proflame II battery holder and installed without a blower					
<b>ON/OFF REMOTE (Standing Pilot Model Only)</b>					
Proflame Remote control - ON/OFF & Thermostat function		946-704	2		\$188
<b>More Accessories &amp; Venting at the end of this Section</b>					
All prices are in U.S. dollars. Prices subject to change without notice. There is a 20% restocking charge.					
Gas Fireplaces - 6 Effective: June 2, 2025 Printed: May 21, 2025 - E. & O. E.					
© 2025 Fireplace Products U.S. Inc.					

**G1200P**

Large DV Gas Fireplace

**Regency Grandview G1200 Premium Gas Fireplace**

2025 Suggested Retail Price - USA

**BODY**

<b>Grandview G1200P Proflame II Electronic Ignition</b>	G1200P-NG	485	\$6,747
LP Conversion Kit* (G1200P)	796-969	2	\$152
<ul style="list-style-type: none"><li>• <b>G1200P</b> : 53,000 turn down to 13,500 NG &amp; LP</li><li>• <b>G1200P</b> : NG efficiency 72.58% Energuide P4.1 66.58%; LP efficiency 74.08% Energuide P4.1 67.96%</li><li>• Standard unit includes: body, ceramic glass, invisimesh safety screen, 5"x8" top vent, Proflame II control system &amp; top down &amp; ember lights with split flow infusion burner.</li></ul>			
Check <a href="http://www.regencyignite.com">www.regencyignite.com</a> for the latest instruction manual			

**SAMPLE PRICING:**

<b>G1200P NG Unit with Oak log set, ember media kit and painted inner black panels</b>	\$8,060
<b>G1200P NG Unit with Oak log set, ember media kit, and black glass inner panels</b>	\$9,737

**REQUIRED EQUIPMENT****Part No. Weight Sugg. Retail****BURNER OPTIONS****LOG SET & EMBER MEDIA****MUST CHOOSE 1 LOG SET**

<b>LOG SETS</b>			
<b>Oak Log Set</b>	796-934	50	\$843
<b>Birch Log Set</b>	796-931	50	\$970
<b>Driftwood Log Set</b>	796-930	50	\$884
<b>EMBER MEDIA</b>			<b>MUST CHOOSE 1</b>
<b>Media Kit - Includes: Black embers, Vermiculite &amp; Crushed Glass</b>	796-952	8	\$56
<b>Media Kit -Includes: Black embers, Vermiculite, crushed glass &amp; volcanic stones</b>	796-953	7	\$86

**INNER PANELS****MUST CHOOSE 1 INNER PANEL SET**

<b>Painted Black Steel Panels</b>	796-907	46	\$414
<b>Brick Standard Design - Volcanic Black</b>	796-905	28	\$697
<b>Brick Standard Design - Brown</b>	796-901	29	\$803
<b>Brick Herringbone Design - Brown</b>	796-903	28	\$909
<b>Black Glass Reflective Panels</b>	796-906	37	\$2,091
<i>All panel sets come with 2 sides, back and bottom piece</i>			

**ACCESSORIES****Part No. Weight Sugg. Retail****FINISHING TRIMS****OPTIONAL**

<b>3-Sided Finishing Trim - adjusted from 1/2" (13 mm) minimum to 1-1/4" (32 mm) max depth material</b>	796-912	3	\$86
<b>4-Sided Finishing Trim - adjusted from 1/2" (13 mm) minimum to 1-1/4" (32 mm) max depth material</b>	796-913	4	\$101
<i>See manual for complete details</i>			

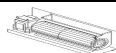
**COOL WALL CHASE VENT**

Regency's patented Cool Wall system releases warmth at ceiling level. This system reduces excessive radiant heat in front of the fireplace so you can enjoy your fireplace more often.

- Design your own chase vent solution to suit your home or use optional chase vent grill
- Release warmth into the room discreetly



<b>White Chase vent - 180sq in opening</b>	796-991	15	\$338
The chase can be vented using Regency's chase vent or design your own chase vent solution to suit your home following the min. opening requirement. For full detailed instructions refer to the instruction manual.			

**BLOWER**

<b>Variable Speed Blower</b>	796-917	5	\$258
<i>Variable speed control and thermostatic operation</i>			

**OUTDOOR INSTALLATION KIT****Required when installing outdoors with a blower or power to the unit**

<b>NEW! Outdoor Conversion Kit - Includes a weatherproof receptacle box</b>	946-856	1	\$175
*Not required when using batteries in the Proflame II battery holder and installed without a blower			

**WIFI KIT**

<b>Wifi App Control Kit</b>	946-799	1	\$167
<i>Enable your firelace with WiFi to use with the ProFlame Connect Plus APP. Kit includes Wifi Dongle</i>			

**POWERVERT SYSTEMS****Choose 1 Power Vent system + 796-958**

<b>Power Vent Conversion</b>	796-958	5	\$177
<i>Convert the unit to be compatible with our inline or horizontal power vent kits for more venting configurations</i>			
<b>Inline Powervent System for vertical or horizontal termination</b>	666-945	5	\$1,712
<b>End of line Power Vent System - Flush mounted horizontal termination</b>	946-535	5	\$1,995

**WIRE HARNESS (REQUIRED TO COMPLETE POWER VENT INSTALLATION)****MUST CHOOSE ONE (FOR POWERVERT INSTALLS ONLY)**

<b>45 foot Power Vent Wire Harness - 4 week lead time</b>	911-250/P	8	\$207
<b>90 foot Power Vent Wire Harness - 4 week lead time</b>	911-251/P	14	\$354

**PV applications use 4" x 6-5/8" venting refer to instruction manual for details**

All prices are in U.S. dollars.  
Prices subject to change without notice.  
There is a 20% restocking charge.

© 2025 Fireplace Products U.S. Inc.

Gas Fireplaces - 7  
Effective: June 2, 2025  
Printed: May 21, 2025 - E. & O.E.

#### RETURN POLICY

**Product Returns** - No returns without express written consent from the VP of Sales for FPI Fireplace Products International Ltd. Orders in transit cannot be cancelled or refused. All non-warranty, returns will be subject to a 20% re-stocking fee, the customer will incur all shipping charges - products returned must be insured against damage, items shipped collect will be refused.

**No cancellations, exchanges or refunds on custom sized/ordered, custom plated, discontinued, while qtys last or special order products.**

© 2025 FPI Fireplace Products International Ltd. All rights reserved.

Regency®, Regency Horizon®, Hampton®, Alterra®, Astrocap®, Bellavista®, Excalibur®, FireGenie®, Fireplace Design Center®, Greenfire®, Greenfire Technology®, Liberty®, Myregency®, Panorama®, Plateau®, Surefire®, Energy™, Classic™, and Ultimate™ are the registered and/or proprietary trademarks of FPI Fireplace Products International Ltd.

All rights reserved.